



COMMUNITY HEALTH ASSESSMENT & COMMUNITY SERVICE PLAN

Community Health Improvement Plan

2019–2021



PREPARED FOR:

Oneida County Health Department
185 Genesee Street, Utica NY 13501

Mohawk Valley Health System
1656 Champlin Ave, Utica, NY 13502

Rome Memorial Hospital
1500 N. James St, Rome, NY 13440

PREPARED BY:

Research & Marketing Strategies, Inc. (RMS)
15 East Genesee Street, Suite 210
Baldwinsville, NY 13027



Acknowledgements

Oneida County Health Department, Rome Memorial Hospital, and Mohawk Valley Health System would like to acknowledge and thank our partnering key community stakeholders for their input and guidance in the development of the 2019 - 2021 Community Health Assessment, Community Service Plan, and Community Health Improvement Plan.

ACR Health	Mohawk Valley Psychiatric Center
American Heart Association	MVP Healthcare
Boilermaker Road Race	Nascentia Health
BRiDGES	Oneida County Department of Mental Health
Center for Family Life and Recovery	Oneida County Health Department
Central New York Health Home Network (CNYHHN)	Oneida County Office for the Aging & Continuing Care
The Community Foundation of Herkimer and & Oneida Counties	Planned Parenthood
Community Foundation	Resource Center for Independent Living
Cornell Cooperative Extension	Mosaic Health (Regional Primary Care Network)
Excellus	Rome Memorial Hospital
HealthConnections	The Neighborhood Center
Herkimer-Oneida Counties Comprehensive Planning Program	The Parkway Center
Hospice & Palliative Care Inc.	The Salvation Army
ICAN (Kids Oneida)	United Way of the Valley and Greater Utica Area
Mid York Library System	Upstate Cerebral Palsy
Mohawk Valley Health System (MVHS)	Women, Infants and Children (WIC) Program
Mohawk Valley Housing & Homeless Coalition	
Mohawk Valley Perinatal Network	
The Center	
Mohawk Valley Community Action Agency	

Table of Contents

Executive Overview	1
Steering Committee	1
Community Health Assessment	2
Key Findings on the Health Status in Oneida County	3
Evaluating Impact	4
Community Health Assessment – Community Service Plan - Overview	5
Community Health Assessment – Community Service Area and Demographics	6
Description of the Community Being Assessed	6
Communities Served	6
Demographics of the Population Served and Correlated Health Risks	7
Overview.....	7
Demographic Characteristics.....	9
Socio-economic	11
Identification of the Main Health Challenges Facing the Community and Contributing Causes of Health Challenges	21
Background	21
2019-2021 CHA/CSP/CHIP Process	21
Identification of health Needs in Oneida County	22
Environmental Changes Setting the Stage for Improving Health Care Delivery – mobilizing assets and resources to address identified health issues.....	22
Oneida County Health Status in Comparison with New York State Health Status	24
An Analysis of Behavioral and Environmental Risk Factors	33
Improve Health Status and Reduce Health Disparities – Oneida County, New York State (2012-2016).....	33
Prevent Chronic Disease – Oneida County, New York State (2012-2016).....	35
Promote a Healthy and Safe Environment – (environmental risk factors)	38
Oneida County New York State (2013-2017)	38
Promote Healthy Women, Infants, and Children – Oneida County, New York State (2014-2016)	40
Prevent HIV, Sexually Transmitted Diseases, Vaccine Preventable Diseases, and Healthcare- Associated Infections – Oneida County, New York State (2014-2016).....	42
Substance Use/Injury/Mental Health Indicators – Oneida County, New York State (2012-2016).....	44
Cancer Indicators – Oneida County, New York State (2013-2016)	46

County Health Rankings	48
Policy Environments	49
Local Media (social media) Resources	52
Community-Based Organizations	52
Stakeholder & Community Engagement Process to Conduct Assessment	53
Methods for Selection of Priority Areas	57
Participation of the Strategic Leadership team	58
Finalizing the Needs Themes.....	59
Community Health Priorities Over Time	60
Appendices	61

Executive Overview

Oneida County Health Department (OCHD), Rome Memorial Hospital (RMH) and Mohawk Valley Health System (MVHS) collaborated with key community stakeholders to develop a three-year Community Health Assessment, Community Service Plan, and Community Health Improvement Plan (CHA/CSP/CHIP). The development of the CHA, CSP and CHIP for the period of 2019-2021 involved a systematic approach of data retrieval and analysis, community engagement with a unified mission to identify and rank health priorities that aim to improve health outcomes and reduce disparities among Oneida County residents. The 2019-2024 New York State Prevention Agenda provides a blueprint to improve the health and wellbeing, as well as to promote health equity across populations who experience disparities and guide the development of the plan. The five priority areas are as follows:¹

- Prevent Chronic Diseases,
- Promote a Healthy and Safe Environment,
- Promote Healthy Women, Infants, and Children,
- Promote Well-Being and Prevent Mental Health and Substance Use Disorders, and
- Prevent Communicable Diseases.

Thorough evaluation included synthesis and analysis of the 2016-2018 CHA/CSP/CHIP, recognizing achievements as well as areas of continued opportunity. The selection of the health priorities was derived from a collaborative committee of stakeholders.

Steering Committee

The CHA process and the identification of priorities and interventions in the Improvement Plan was guided by the Oneida County Health Coalition (OCHC) and Steering Committee, which is a partnership of community agencies, organizations and groups that convene to identify and assess public health problems and encourage action to address issues.² Strategic community partners were also solicited to participate in a community *Stakeholder Conference*³. The goal of obtaining community stakeholder input was to gain global insight from community partners on perceptions of health issues within the community, considering social determinants of health and providing insight on specific aspects of prioritizing health needs to facilitate a thorough and thoughtful assessment and planning process for development of the CHA, CSP and CHIP.

¹ Source: https://www.health.ny.gov/prevention/prevention_agenda/2019-2024/

² Source: <http://www.healthecny.org/index.php?module=Tiles&controller=index&action=display&alias=OCHC>

³ Source: Appendix A – Oneida County Community Health Assessment Stakeholder Conference presentation

Community Health Assessment

The CHA provides a comprehensive overview of health status indicator data for residents of Oneida County using the NYS Prevention Agenda framework and other reputable data sources. The assessment was created following a formal data collection and analysis process which included review of health data findings with the Steering Committee. Assessment activities included comparison of Oneida County statistics to NYS Prevention Agenda dashboard rates of New York State (NYS) (excluding New York City (NYC)),⁴ where appropriate, as well as the NYS Community Health Indicator Reports (CHIRS)⁵. Centers for Disease Control (CDC) Behavioral Risk Factor Surveillance System (BRFSS) data was also reviewed to further identify health trends⁶. In addition, the Steering Committee solicited input from the community defined within the primary service area. The qualitative work included input from community stakeholders through a strategic planning conference, as well as on-line/in-person surveys, reaching 898 residents. This combination of primary and secondary research findings was used as key references for the development of the OCHD, RMH and MVHS' 2019-2021 CHA/CSP and CHIP.

Over time, the priorities of OCHD, RMH and MVHS have transformed to reflect the everchanging health care needs of Oneida County residents. The issues brought to light in this assessment and plan represent the culmination of community collaboration to improve the social environment in which residents reside and where services are provided. OCHD, RMH and MVHS recognize that the health care needs in the region continue to change based upon the population demographics, socio-economic factors, and psychographic factors. OCHD, MVHS and RMH remain committed in transitioning the public health and patient care models of care to support managing populations of community members with specific attention to social determinants of health, recognizing that health and well-being are shaped not only by behavior choices of individuals, but also by additional complex factors that influence individual choices.

OCHD, RMH and MVHS fully engaged the broader community to achieve and sustain measurable improvement of identified priorities. With a strong community presence, alignment and partnerships with community based human service organizations, behavioral healthcare providers, private and government payers, regional planning organizations and local governmental organizations, these organizations provide a strong foundation for support in achieving identified goals associated with health priorities identified as well as increasing program awareness of initiatives, and/or encouraging action around community health issues related to the NYS Prevention Agenda⁷.

The organized approach resulted in the selection of the following Prevention Agenda Priorities areas:

⁴ Source: https://webbi1.health.ny.gov/SASStoredProcess/quest?_program=%2FEBI%2FPHIG%2Fapps%2Fdashboard%2Fpa_dashboard&p=ch&cos=30

⁵ Source: https://webbi1.health.ny.gov/SASStoredProcess/quest?_program=/EBI/PHIG/apps/chir_dashboard/chir_dashboard

⁶ Source: https://www.cdc.gov/brfss/smart/Smart_data.htm

⁷ Source: <http://www.healthecnyc.org/index.php?module=Tiles&controller=index&action=display&alias=OCHC>

- **Priority 1:** Prevent Opioid overdose deaths
 - **Interventions:** Buprenorphine in the Emergency Department, with facilitated referral to treatment, access to Medication Assisted Treatment (MAT) in the community, access to Narcan in the community, reduce analgesic opioid prescribing, data surveillance
- **Priority 2:** Promote use of evidence-based care to manage chronic disease, including prevention of chronic disease. Disparity: Socioeconomic, rural
 - **Interventions:** Hospital/physician team-based approach to chronic disease care in cooperation with community-based agencies, community prevention education

Key Findings on the Health Status in Oneida County

In reviewing secondary data sources, primarily those derived from NYS Prevention Agenda, there was evidence of reoccurring trends in the following Prevention Agenda categories.

The category of **Prevent Chronic Disease** remains a priority since the last CHIP/CSP. The percentage of cigarette smoking among adults is relatively consistent and continues to remain high in comparison to the NYS rate, not meeting the Prevention Agenda Goal. Additionally, the County’s crude rate for current smokers with poor mental health is 45.1 and the crude rate for the percentage of adults with an annual household income less than \$25,000 who are current smokers is 33, which is much higher than the percentage of adults in the County who are current smokers with no mental health status defined; 14.6. ⁸ OCHD, RMH and MVHS also recognize that new trends with vaping will require additional efforts to mitigate health risks.

The category of **Promote a Health and Safe Environment** represents an emerging concern. The percentage of the population with low-income and low access to a supermarket or large grocery store remains high in comparison to the NYS rate and does not meet the Prevention Agenda Goal.⁹

The categories of **Prevent Mental & Substance use Disorders and Injuries, Violence & Occupational Health** have also been identified as emergent priority areas. The rate of mental health disorders and substance use in Oneida County exceeds the Prevention Agenda Goal.¹⁰ For the evidence-based interventions being implemented for **Prevent Chronic Disease**, efforts will focus to promote services available for Chronic Disease Self-Management programs which are culturally relevant. For the evidence-based interventions being implemented for **Promote Mental Health and Prevent Substance use**, efforts will focus on preventing overdoses and aligning with community

⁸ Source: https://webbi1.health.ny.gov/SASStoredProcess/quest?_program=/EBI/PHIG/apps/dashboard/pa_dashboard&p=ct&cos=5
<https://www.health.ny.gov/statistics/brfss/expanded/>

⁹ Source: https://webbi1.health.ny.gov/SASStoredProcess/quest?_program=%2FEBI%2FPHIG%2Fapps%2Fdashboard%2Fpa_dashboard&p=ch&cos=30

¹⁰ Source: https://webbi1.health.ny.gov/SASStoredProcess/quest?_program=%2FEBI%2FPHIG%2Fapps%2Fdashboard%2Fpa_dashboard&p=ct&cos=30

partners to implement screenings, assessments and provide increased availability to treatment services. These highlighted concerns merit attention and are impacted by behavioral risk factors, environmental and socioeconomic factors, as well as policy (local and regional), and other aspects of the community. Further, OCHD, RMH and MVHS will collaborate with local various media outlets and social media platforms to promote and support preventive screenings and Chronic Disease Self-Management programs, as well as encourage partners, employers and local officials to participate in promoting prevention and chronic disease management.

Evaluating Impact

The specific evaluation process for the County's designated priority area activities documented within this Plan. OCHD, RMH and MVHS will continuously evaluate activities aligned with goals and strategies that have been identified and selected. This on-going evaluation will ensure that strategies are being regularly monitored, and barriers are regularly assessed. The cohesive collaborative team continues to remain actively engaged with diverse agencies and representatives who are committed to improving the public's health and well-being. Continued focus will be on collaboration, education, advocacy, and promoting health and improved quality of life for individuals residing in Oneida County. Goals and strategies may be revised at any point during the 2019-2021 timeframe to better attain participation and adherence to accomplishing goals. Timelines are attached to certain activities to encourage adherence to action within a finite period in order to ascertain behavioral change or practice over time. Performance against goals will be regularly monitored to evaluate outcomes.

Community Health Assessment – Community Service Plan - Overview

The CDC Social Ecological Model



Social Ecological Model. Centers for Disease Control and Prevention web site. <https://www.ahrq.gov/sites/default/files/publications/files/ccrmatlas.pdf>. Accessed August 27, 2019.

The Social-Ecological Model (SEM) is a public health framework that will provide OCHD, RMH & MVHS with a context to understand the various factors and behaviors that affect health and wellness. The behavior(s) of an individual can often be difficult to change and can be somewhat impossible to understand without first recognizing the uniqueness of the environment in which he/she lives. To improve behavior that aligns with health and wellness, the behavior of an individual and the different variables that influence his/her choices must be a focal point in the promotion of optimal health. The SEM plays a vital role in identifying variables that influence the behavior of an individual by considering interpersonal relationships, social influence, policy, and community factors. The SEM identifies trends and changes between the four factors of influence that impact the health and wellness of an individual, interpersonal, organizational, community & policies, all of which drive and set the stage for improving health care and health outcomes. In the long run, the SEM is likely to have a deep impact on meaningful, impactful and sustainable interventions; thus, making a positive and long-lasting impression on health and wellness for residents of Oneida County, with specific focus on individuals residing in rural communities.

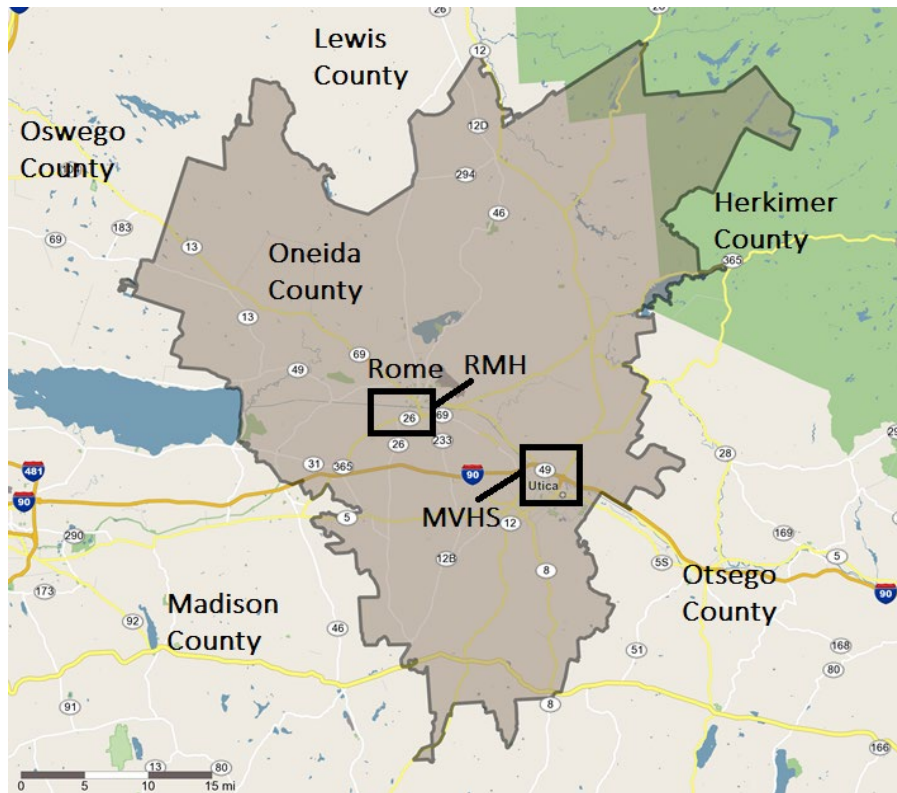
The application of the SEM in the priorities defined in CSP will enable OCHD, RMH & MVHS to address and seek to resolve health disparities and challenges facing residents throughout Oneida County, specifically as they align achievement of the 2019-2022 Health Priorities. The CHA/CSP will address behavioral risk factors, socioeconomic factors, environmental factors as well as unique characteristics of

the County that contribute to the overall health status of the community. Health planning that is aligned with the CSP includes a range of activities that support collaborative health planning with key community partners. Relevant data pertaining to aforementioned factors will be detailed throughout the body of the report. Through data gathering for the CHA/CSP, OCHD, RMH and MVHS also reviewed and applied approaches and strategies detailed in the Oneida County Health Department 2018 Annual Report.¹¹

Community Health Assessment – Community Service Area and Demographics

Description of the Community Being Assessed

OCHD, RMH and MVHS serve the healthcare needs and services of the residents of Oneida County. Respective area hospital patient census demographic analysis indicates that the majority of patients reside in Oneida, Herkimer and Madison counties, with approximately 90% of RMH and 78% of MVHS patients residing in Oneida County zip codes. The three area hospitals providing inpatient and outpatient services include: Faxton-St. Luke's Healthcare (FSLH) and St. Elizabeth Medical Center (SEMC), and Rome Memorial Hospital (RMH). FSLH and SEMC are part of the Mohawk Valley Health System and are both located in the City of Utica. RMH is located in the City of Rome.



Communities Served

Oneida County borders five other counties: Oswego, Madison, Herkimer, Otsego, and Lewis. The County is the 550th largest county in the United States and covers 3,257.25 square miles of land water area, in comparison to a total of 3,141 counties in the United States and District of Columbia. There Oneida County includes the cities of Rome, Sherrill and Utica. Oneida's County's towns and villages include: Town of Annsville, Town of Augusta, Village of

¹¹ Source: <https://ocgov.net/sites/default/files/health/DataPublications/AnnualReports/AnnualReport2018FINAL.pdf>

Oriskany Falls, Town of Ava, Town of Boonville, Village of Boonville, Town of Bridgewater, Town of Camden, Village of Camden, Town of Deerfield, Town of Florence, Town of Floyd, Town of Forestport, Town of Kirkland, Village of Clinton, Town of Lee, Town of Marcy, Town of Marshall, Village of Waterville, Town of New Hartford, Village of New Hartford, Town of Paris, Village of Clayville, Town of Remsen, Village of Remsen, Town of Sangerfield, Town of Steuben, Town of Trenton, Village of Holland Patent, Town of Vernon, Village of Oneida Castle, Village of Vernon, Town of Verona, Town of Vienna, Village of Sylvan Beach, Town of Western, Town of Westmoreland, Town of Whitestown, Village of New York Mills, Village of Oriskany, Village of Whitesboro, Village of Yorkville.

Demographics of the Population Served and Correlated Health Risks

Overview

The socioeconomic and demographic characteristics of a population directly impact the utilization of healthcare services, healthcare access, and health behaviors. In turn, these factors play a vital role in the population as it relates to health therefore, it is important to review and profile the County's population by a number of demographic attributes.

The County is expected to see a slight increase in population through 2023 (560+ individuals), while the gender distribution is projected to remain consistent during this timeframe. Residents between the ages of 55-64 years old make up the largest percentage of the population, which is expected to remain steady over the next five years. Similarly, population distribution by race is forecasted to remain consistent, but has become more diverse since 2000. Most residents in the County have health insurance, with private insurance being the most common. The insured rate for Oneida County is slightly higher than the overall NYS rate for those with private health insurance. Just under a quarter of the Oneida County population is living with a disability, with the most common being mobility disabilities. As the population continues to age, specific attention will need to be directed to assess the ever-changing needs of older adults and caregivers. It will be important to continue to evaluate existing services, and to ensure resources and services are available for the elderly population, ensuring that physical, mental, psychological, social and financial needs are assessed and met. It will be equally important to ensure services are available to address the ever-changing needs of individuals with disabilities, and their families. Continuity and coordination of care will be essential to allow seniors and individuals with disabilities to experience the highest quality of life. The evolving landscape of insurance status of Oneida County residents may impact health status. Individuals without healthcare coverage or who are underinsured can have serious health consequences because they may receive less preventive care, and may even delay in obtaining or receiving care, resulting in serious health problems. Continued focus will need to be placed on ensuring all residents are insured and also build community awareness of low-cost or free screening services provided through partnering community agencies.

The median household income has steadily increased since 2000 and is expected to increase through 2023. However, the per capita income for Oneida County has been steadily lower than that of NYS since 2000 and is expected to remain on trend through 2023. Families with related children under 5 years old are the most impoverished in the County, while 29% of Oneida County adults have experienced housing insecurity in the past 12 months and 15% have severe housing problems. Housing insecurities and poverty are two key social determinants of health impacting residents. Addressing housing insecurities will be key to impacting overall health status, specifically that of children under the age of 5. Older housing structures in poor status can lead to increased exposure to lead, which will have long-term health status and outcomes. Poverty can also contribute to lack of access to healthcare services, transportation issues as well contribute to compromising health choices. Lack of affordable housing, poor food choices, lack of access to healthy foods, and lack of food in general leads to hunger as well as increased health risks due to poor nutrition. Poverty, homelessness, poor living conditions, and poor nutrition are contributing factors that *adversely impact childhood*

experiences. Focusing on the essentials for childhood, including creating safe, stable, nurturing relationships and environments are essential to preventing long-term impacts. ¹² Partnering with community resources in tandem with educating primary care providers, health clinics, and hospital emergency rooms of available area resources for the uninsured and impoverished will be essential to positively impacting health status and mitigating long-term health risks. Building community awareness of food pantries, along with partnering with food service organizations (restaurants, grocery stores, bakeries, etc.) to donate foods to pantries will build public awareness of the impact of poverty, as well as build awareness around how community support and engagement can contribute to impacting adverse childhood experiences.

The educational attainment for those in the County who complete a high school degree or higher is expected to increase through 2023, while those who complete an eighth-grade education or lower is expected to decrease. Almost half of Oneida County's population is employed, with only 3.5% of the employable population unemployed. The most common industry of employment for Oneida County is "educational services, and healthcare and social assistance," followed by "retail trade," and "manufacturing." In Oneida County, more than half of residents have access to two or more vehicles, and most people commute to work alone. The Social-Ecological Model (SEM) previously mentioned in this report focuses on the interrelationship of individuals, relationships and the community. The SEM's "individual level" identifies factors that increase (or decrease) the likelihood of exposure to violence. Factors including age, education, income, substance use or history of abuse/prevention strategies at this level promote attitudes, beliefs, and behaviors that prevent violence, such as education and life-skills trainings. Educational attainment, which is expected to increase throughout 2023, is not only a positive individual influence that can be the framework of prevention, evidence of education attainment is a positive social determinant of health. This positive environmental influence can have an influential impact on overall health status. Education can lead to job opportunities, increased access to health insurance coverage that can also positively contribute to healthy life choices, including proper nutrition, exercise, and preventive care services thereby minimizing risk for avoidable chronic diseases. These positive behaviors also link back to the SEM as it relates to parenting, family focused prevention programs, mentoring and peer programs, and prevention strategies in the social and physical environment, such as reducing social isolation, improving economic and housing opportunities in neighborhoods, as well as climate, processes, and policies within school and workplace settings. While the SEM, as well as evidence of education as a positive social determinant of health, can truly influence the overall stability and contributing factors of an individual, it is important that the community focus efforts through prevention outreaches and social and school activities that target education attainment. Policy development will be key in continued efforts to focus on economic growth of Oneida County.

For the past 40 years, Utica has housed The Center (formerly known as the Mohawk Valley Resource Center for Refugees), resettling over 16,500 refugees. This influx of refugees has contributed significantly to the population profile of Oneida County. Overall, the Center has helped individuals from over 35 countries resettle in Utica which continues to help stabilize the county's population and economy. With Refugee resettlement comes a platform for change, not only to build cultural competency, education, employment and workforce development, immigration and citizenship, but also a foundation for access to healthcare that supports a healthy lifestyle and cultivate advocacy skills to navigate the healthcare delivery system independently. As Refugee patients work to navigate a complicated path to equitable health care for this vulnerable population, continued efforts on strategies that focus on education and support are essential. Cultural differences and complex logistics make providing health care to refugees, a patient population at high risk for significant pre-existing medical problems, difficult. Continued efforts on strategies for increased time allocation, education, and support will be needed to improve the health outcomes of refugees and their families. Centralized areas of priority should include issues which are faced prior to scheduling appointments (transportation,

¹² Source: <https://www.cdc.gov/violenceprevention/childabuseandneglect/acestudy/aboutace.html>

language barriers, refugee perception of health care), during the provider interaction (cultural understanding, comfort, communication, provider trust and individual understanding of existing health conditions), and addressing barriers to patient-provider communication (effective listening, improving patient understanding, translation). Patient understanding of programs and services available to help navigate the healthcare system is an evolving journey. Cultural sensitivity and competency, as well as setting expectations and clear communication among refugee patients and families will be essential. Resources such as The Center will be instrumental to continue in their mission. Communication and collaboration among all key stakeholders, OCHD, RMH, and MVHS will also be key to ensure the refugee families continue to be vital members of the community.

The remainder of this Section highlights detailed population information and source data.

Additional detailed population information follows.

Disability – Oneida County (2016)

- According to the NYS Department of Health, Oneida County is in line with all disability indicators. Just under a quarter of the Oneida County population (24.9%) is living with a disability.
- More specifically, 12.3% of adults are living with a mobility disability, while 10.1% of adults have a cognitive disability.
- Just under 9% (8.6%) of adults in Oneida County have an independent living disability, and 5.1% live with a hearing disability.
- Fewer live with a self-care disability (4.1%) or vision disability (2.7%).
- According to the 2013-2017 American Community Survey 5-Year Estimates, 15% of Oneida County residents have a disability (either ambulatory, independent living, cognitive, hearing, self-care, or vision).

Reference Chart: 1.1

Chart 1.1: Disability

NYS Department of Health - Oneida County		
Indicator	Percentage	95% CI*
Percentage of adults with an independent living disability	8.6	[5.0-12.2]
Percentage of adults with a mobility disability	12.3	[9.1-15.5]
Percentage of adults with a self-care disability	4.1	[2.2-6.0]
Percentage of adults with a vision disability	2.7	[1.1-4.3]
Percentage of adults with a hearing disability	5.1	[2.9-7.3]
Percentage of adults with cognitive disability	10.1	[6.2-14.1]
Percentage of adults with a disability	24.9	[19.9-29.9]

Source: NYS Department of Health-Division of Chronic Disease Prevention: Information for Action Reports-Disability and Health
*Confidence Interval

Demographic Characteristics

Population and Gender Trend – Oneida County (2000-2023)

- According to the U.S Census Bureau, Oneida County has experienced a decline (1.7%) in population from 2000-2018.
- The County’s population is expected to see an increase of 562 individuals through 2023.
- The County’s gender distribution has remained nearly equal from 2000-2018, with slightly more females than males, and is expected to remain consistent through 2023.

Reference Chart: 1.2

Chart 1.2: Population Trends

Population Trends - Oneida County									
	2000 Population		2010 Population		2018A Estimate		2023 Projection		2018A to 2023 Variance
Total	237,496		236,299		233,427		233,989		0.2%
Male	117,937	49.7%	117,746	49.8%	116,335	49.8%	116,729	49.9%	0.3%
Female	119,559	50.3%	118,553	50.2%	117,092	50.2%	117,260	50.1%	0.1%

*Data collected from eSite Analytics

Population by Age – Oneida County (2000-2023)

- Within Oneida County, there is a close distribution in the population across age groups for those between 55 and 64 years of age. The largest population of residents are individuals between the ages of 55-64, which is expected to remain consistent through 2023.
- This trend is consistent with prior Census', with the largest population in 2000 being those 35 to 44 years old, and 45 to 54 years old in 2010.
- The geriatric population (those who are 85 years of age or older) are the smallest age group, which has been consistent historically as well as for the projection to 2023.
- The population of those 65 years of age and older is projected to grow by 11% by 2023.

Reference Chart: 1.3

Chart 1.3: Population Age

Population Age - Oneida County									
Age	2000 Census		2010 Census		2018A Estimate		2023 Projection		2018A to 2023 Variance
0 to 4	13,539	5.7%	13,386	5.7%	13,262	5.7%	13,053	5.6%	-1.6%
5 to 14	32,846	13.8%	28,443	12.0%	27,643	11.8%	26,867	11.5%	-2.8%
15 to 19	16,744	7.1%	17,355	7.3%	15,119	6.5%	14,650	6.3%	-3.1%
20 to 24	13,991	5.9%	16,061	6.8%	16,066	6.9%	15,961	6.8%	-0.7%
25 to 34	29,309	12.3%	26,808	11.3%	28,808	12.3%	28,967	12.4%	0.6%
35 to 44	37,761	15.9%	29,314	12.4%	25,537	10.9%	25,894	11.1%	1.4%
45 to 54	32,156	13.5%	36,197	15.3%	31,993	13.7%	29,152	12.5%	-8.9%
55 to 64	21,938	9.2%	30,337	12.8%	32,537	13.9%	32,125	13.7%	-1.3%
65 to 74	18,616	7.8%	18,644	7.9%	23,175	9.9%	25,822	11.0%	11.4%
75 to 84	15,144	6.4%	12,974	5.5%	12,390	5.3%	14,316	6.1%	15.5%
85+	5,452	2.3%	6,782	2.9%	6,896	3.0%	7,182	3.1%	4.1%

*Data collected from eSite Analytics

Population by Race/Ethnicity – Oneida County (2000-2023)

- Those who identify as White (84.5%) make up the largest population in Oneida County; followed by those who identify as Black (6.5%).
- Population distribution by race has become slightly more diverse since 2000 but is expected to remain relatively consistent from 2018 to 2023.
- Most of the County identifies as Not Hispanic or Latino (95%).

Reference Chart: 1.4; Appendix A (Pg. 17)

Chart 1.4: Race/Ethnicity

Race/Ethnicity - Oneida County									
	2000 Census		2010 Census		2018A Estimate		2023 Projection		2018 to 2023 Variance
White	214,186	90.2%	206,125	87.2%	197,267	84.5%	195,857	83.7%	-0.7%
Black	13,358	5.6%	14,690	6.2%	15,121	6.5%	15,094	6.5%	-0.2%
American Indian or Alaska Native	478	0.2%	583	0.2%	652	0.3%	659	0.3%	1.2%
Asian/Native Hawaiian/Other Pacific Islander	2,791	1.2%	6,630	2.8%	10,272	4.4%	11,137	4.8%	8.4%
Some Other Race	2,534	1.1%	3,408	1.4%	4,107	1.8%	4,463	1.9%	8.7%
Two or More Races	4,150	1.8%	4,864	2.1%	6,008	2.6%	6,778	2.9%	12.8%

*Data collected from eSite Analytics

Socio-economic

Household Income – Oneida County (2000-2023)

- Within Oneida County, the most common household income range is \$50,000 - \$74,999 (21.0%).
- There is a close distribution in household income ranges up to \$50,000 as well as \$75,000 to \$149,999 (25.0%). Those making \$150,000 or more comprise the smallest population (6.4%).
- The median household income has steadily increased since 2000 and is expected to increase 14.7% from 2018 to 2023.
- The overall median household income for the County according to the 2013-2017 American Community Survey 5-Year Estimate was \$51,316.

Reference Chart: 1.5; Appendix A (Pg. 77)

Chart 1.5: Household Income

Household Income - Oneida County									
Income Level	2000 Census		2010 Census		2018A Estimate		2023 Projection		2018 to 2023 Variance
\$0 - \$15,000	17,291	18.9%	12,922	13.8%	11,807	12.8%	9,945	10.7%	-15.8%
\$15,000 - \$24,999	14,100	15.4%	12,030	12.9%	10,161	11.0%	9,142	9.8%	-10.0%
\$25,000 - \$34,999	13,149	14.4%	10,750	11.5%	9,836	10.7%	8,910	9.6%	-9.4%
\$35,000 - \$49,999	15,797	17.3%	14,074	15.0%	11,989	13.0%	11,019	11.8%	-8.1%
\$50,000 - \$74,999	17,355	19.0%	20,002	21.4%	19,319	21.0%	19,107	20.5%	-1.1%
\$75,000 - \$99,999	7,341	8.0%	10,981	11.7%	11,813	12.9%	13,453	14.4%	13.9%
\$100,000 - \$149,999	4,271	4.7%	9,091	9.7%	11,178	12.2%	14,058	15.1%	25.8%
\$150,000 +	1,919	2.1%	3,722	4.0%	5,856	6.4%	7,506	8.1%	28.2%
Median household income (dollars)	\$35,906		\$46,890		\$52,648		\$60,412		14.7%

*Data collected from eSite Analytics

Per Capita Income – Oneida County, New York State (2000-2023)

- The per capita income for Oneida County has been steadily lower than that of NYS since 2000. This trend is expected to continue through 2023.
- The 13.9% increase in per capita income for Oneida County is slightly lower than the 14.7% increase in per capita income for New York State projected from 2018 to 2023.

Reference Chart 1.6

Chart 1.6: Per Capita Income

Per Capita Income		
Year	Oneida County	New York State
2000	\$17,756	\$23,014
2010	\$24,526	\$31,527
2018A	\$27,610	\$36,570
2023	\$31,437	\$41,928
Percent Change (2018A – 2023)	13.9%	14.7%

*Data collected from eSite Analytics

Housing Statistics – Oneida County (2018)

- As of 2018, 58.7% of the total housing units in Oneida County are owner-occupied, 29.7% are renter-occupied, and 11.7% are vacant.
- According to 2016 BRFSS data, 29% of Oneida County adults have experienced housing insecurity in the past 12 months, and 15% have severe housing problems (at least one of the following: overcrowding, high housing costs, lack of kitchen facilities, or lack of plumbing facilities).

Reference Chart: 1.7; Appendix A (Pg. 81)

Chart 1.7: Housing Statistics

Housing Statistics (2018 Estimate) - Oneida County	
Total Housing Units	104,112
Occupied housing units	91,959
Owner-occupied	61,078
Renter-occupied	30,882
Vacant housing units	12,153

*Data collected from eSite Analytics

Population Living Below the Poverty Level – Oneida County (2013-2017)

- Twelve percent of Oneida County families are living below the poverty line. Only 5.3% of married couple families are living below the poverty line, while 33.3% of families with a female householder, no husband present are living below the poverty line. Within this group, those with related children under 5 years old are the most impoverished in Oneida County (51.4%).
- Among the entire population within the County, 16.6% are living below the poverty line, while those with related children under 5 years old are the most disadvantaged among the overall County population (31.6%).
- By ZIP Code, those living in 13501 have a moderately higher poverty rate (33.0%) than those in 13440 (16.8%), and much higher rate than those in 13354 (2.5%).

Reference Chart: 1.8; Appendix A (Pg. 80)

Chart 1.8: Population Living Below the Poverty Level

Population Living Below the Poverty Level - Oneida County	
Population	Percent Below Poverty Level
All Families	12.0%
With related children under 18 years	20.7%
With related children under 5 years only	23.2%
Married couple families	5.3%
With related children under 18 years	8.5%
With related children under 5 years only	8.7%
Families with female householder, no husband present	33.3%
With related children under 18 years	43.2%
With related children under 5 years only	51.4%
All People	16.6%
Under 18 Years	26.2%
Related children under 18 years	25.7%
Related children 5 to 17 years	23.6%
Related children under 5 years	31.6%
18 years and over	13.9%
18 to 64 years	15.6%
65 years and over	8.1%

*Data collected from 2013-2017 American Community Survey

Educational Attainment – Oneida County (2000-2018)

- Oneida County has experienced little change in the educational attainment rate over the past 18 years, with 87.2% of the population having earned a high school diploma or higher in 2018 (up from 79.1% in 2000).
- The educational attainment for those in the County who complete a high school degree or higher is expected to increase slightly through the year 2023. Those who complete an eighth-grade education or lower is expected to decrease from 2018 to 2023.

Reference Chart: 1.9; Appendix A (Pg. 76)

Chart 1.9: Educational Attainment

Educational Attainment (age unspecified) - Oneida County								
Education	2000 Census		2010 Census		2018A Estimate		2023 Projection	2018 to 2023 Variance
Grade K - 8	9,285	5.8%	6,479	4.0%	5,288	3.3%	5,211	-1.5%
Grade 9 - 11	22,490	14.0%	12,704	7.9%	12,272	7.6%	12,316	0.4%
High School Graduate	52,364	32.7%	52,687	32.7%	53,136	32.9%	53,819	1.3%
Some College, No Degree	30,249	18.9%	32,549	20.2%	31,182	19.3%	31,461	0.9%
Associates Degree	14,901	9.3%	17,935	11.1%	18,262	11.3%	18,520	1.4%
Bachelor's Degree	17,337	10.8%	20,952	13.0%	22,845	14.2%	23,398	2.4%
Graduate Degree	11,854	7.4%	14,448	9.0%	15,275	9.5%	15,640	2.4%
No Schooling Completed	1,774	1.1%	3,300	2.0%	3,076	1.9%	3,092	0.5%
Age 25+ Population	160,255		161,055		161,336		163,457	1.3%

*Data collected from eSite Analytics

Health Insurance Coverage – Oneida County, New York State (2013-2017)

- Most individuals in Oneida County (95%) have health insurance coverage.
- The insured rate for Oneida County is slightly higher (66.5%) than the overall NYS rate for those with private health insurance (66.3%).
- Similarly, 44.1% of those in Oneida County have public health insurance, which is 6.5% higher than the overall NYS rate.

Reference Chart: 1.10

Chart 1.10: Health Insurance Coverage

Health Insurance Coverage (2013-2017 ACS 5 Year Estimate)		
Health Insurance	Oneida County	NY State
% of non-institutionalized civilian population without health insurance coverage	5.0%	7.6%
Insured by Coverage Type		
With private health insurance	66.5%	66.3%
With public coverage	44.1%	37.6%

*Data collected from 2013-2017 American Community Survey

Employment Rates – Oneida County, New York State, United States (2013-2017)

- Almost half of Oneida County’s population is employed (41.8%; 102,889), with only 3.5% (6,562) unemployed. The remaining 54.7% (78,706) of the population is not active in the workforce.
- This is lower than NYS, with 58.9% (9,467,631) employed, 4.3% (685,368) unemployed, and 36.9% (5,904,779) inactive in the workforce.

Reference Chart: 1.11

Chart 1.11: Employment Rates

Employment Rates			
Employment	Oneida County	New York	United States
In Labor Force	109,719	10,176,202	162,184,325
Employed	102,889	9,467,631	150,559,165
Unemployed	6,562	685,368	10,560,305
Not in Labor Force	78,706	5,904,779	93,613,367

*Data collected from 2013-2017 American Community Survey

Vehicles Per Household – Oneida County (2013-2017)

- In Oneida County, 11.5% of residents do not have access to a home vehicle, while 38.4% have access to one vehicle and 50.1% have access to 2 or more vehicles.
- Most people in Oneida County (82.1%) commute to work alone, while 8.0% carpool. A small percentage work from home (4.4%) or walk to work (3.7%).

Reference Chart 1.12

Chart 1.12: Vehicles Per Household

Vehicles Per Household - Oneida County		
	Estimate	Percent
Number of Vehicles Available		
0 Vehicles Available	10,526	11.5%
1 Vehicle Available	35,339	38.4%
2 Vehicles Available	32,512	35.4%
3+ Vehicles Available	13,582	14.8%
Commuting to Work		
Car, truck or van -- drove alone	82,565	82.1%
Car, truck or van -- carpoled	8,008	8.0%
Public transportation	1,040	1.0%
Walked	3,762	3.7%
Other Means	683	0.7%
Worked at Home	4,470	4.4%

*Data collected from eSite Analytics

Industries of Employment – Oneida County (2013-2017)

- The most common industry of employment for Oneida County is “educational services, and healthcare and social assistance” (30.0%), followed by “retail trade” (11.3%), and “manufacturing” (10.0%).
- The least common industry of employment in the County is “information” (1.2%).

Reference Chart: 1.13

Chart 1.13: Industries of Employment

Industries of Employment - Oneida County	
Employment Industry Category	2013-2017 ACS 5 Year Estimate*
Agriculture, forestry, fishing and hunting, and mining	1.4%
Construction	4.9%
Manufacturing	10.0%
Wholesale trade	1.6%
Retail trade	11.3%
Transportation and warehousing, and utilities	4.1%
Information	1.2%
Finance and insurance, and real estate and rental and leasing	7.3%
Professional, scientific, and management, and administrative and waste management services	7.3%
Educational services, and healthcare and social assistance	30.0%
Arts, entertainment, and recreation, and accommodation and food services	8.9%
Other services, except public administration	5.0%
Public administration	7.1%

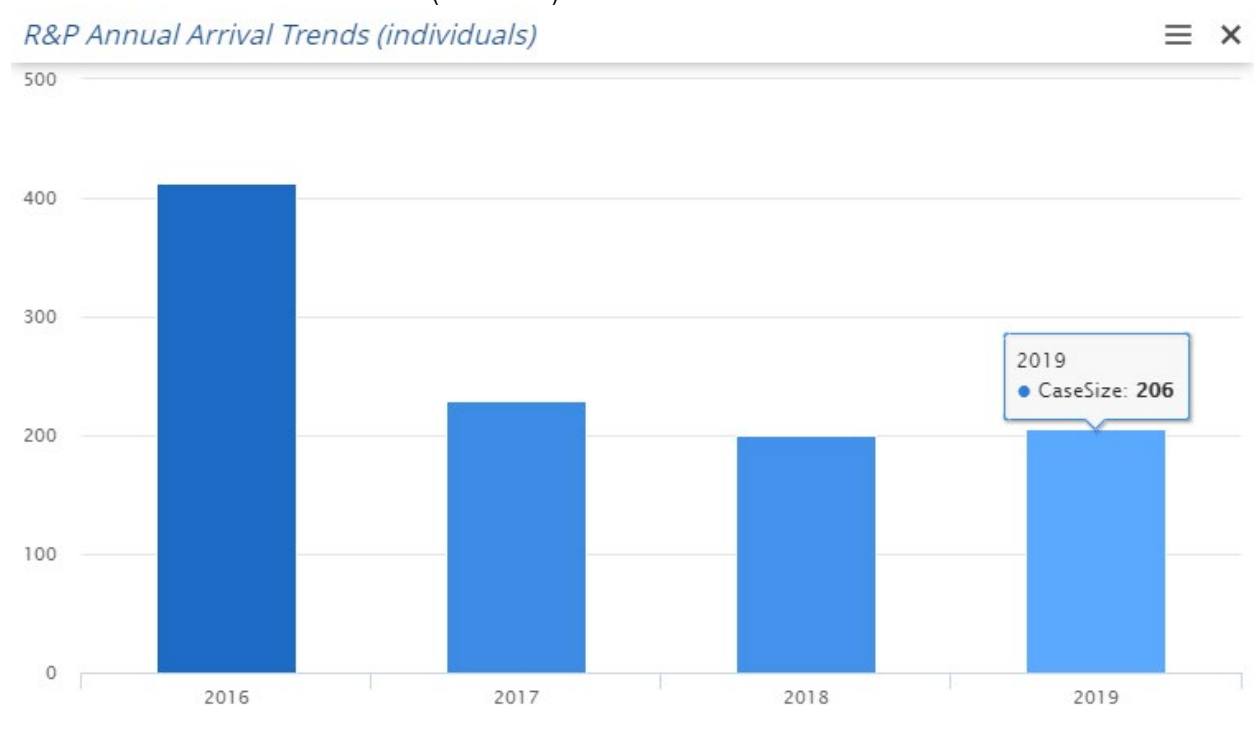
*Data from 2013-2017 ACS 5 Year Estimate

Refugee Resettlement

- For the past 40 years, Utica has housed The Center resettling over 16,500 refugees since its inception in 1979. This influx of refugees has contributed significantly to the population profile of Oneida County.
- From 1973-2004, most refugees have arrived from Bosnia, Burma, and the Former Soviet Union. In 2019, the bulk of refugees came from Burma or the Ukraine.
- Over the past four years, the most refugee arrivals occurred in 2016 (slightly over 400 individuals), with a sharp decrease in arrivals in 2017 (around 225), 2018 (around 200), and so far in 2019 (just over 200).
- In more recent years, the average number of refugee arrivals to the Mohawk Valley region fluctuates between around 10 – 25 per month, with a slight spike to 32 refugees arriving in August of 2019.
- The most common religion among refugees to the Mohawk Valley Region is Pentecostalism, followed by Christianity and Moslem.

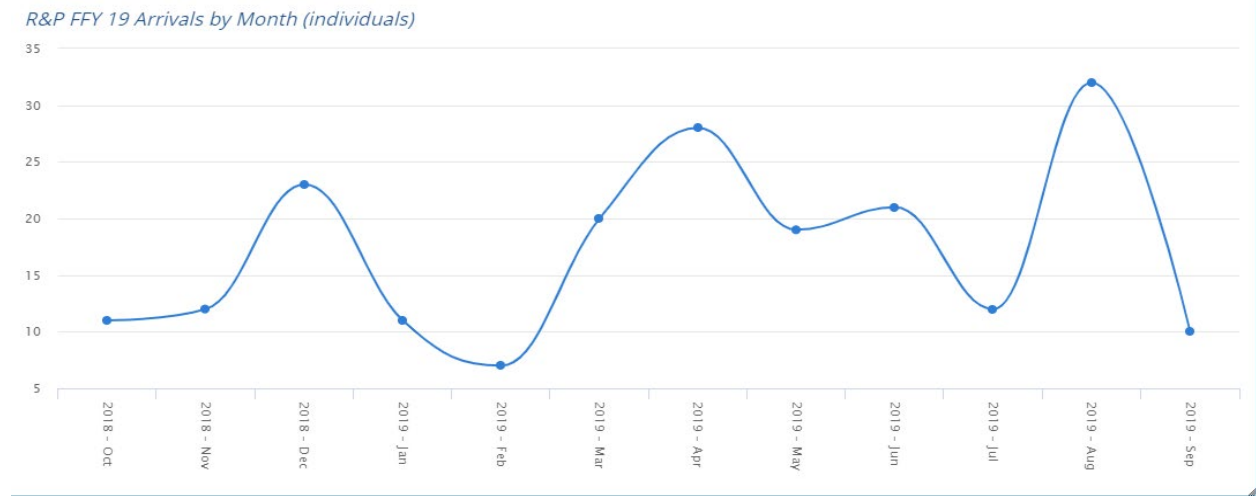
Reference Chart: 1.14, 1.15, 1.16, 1.17, 1.18

Chart 1.14: R&P Annual Arrival Trends (individuals)



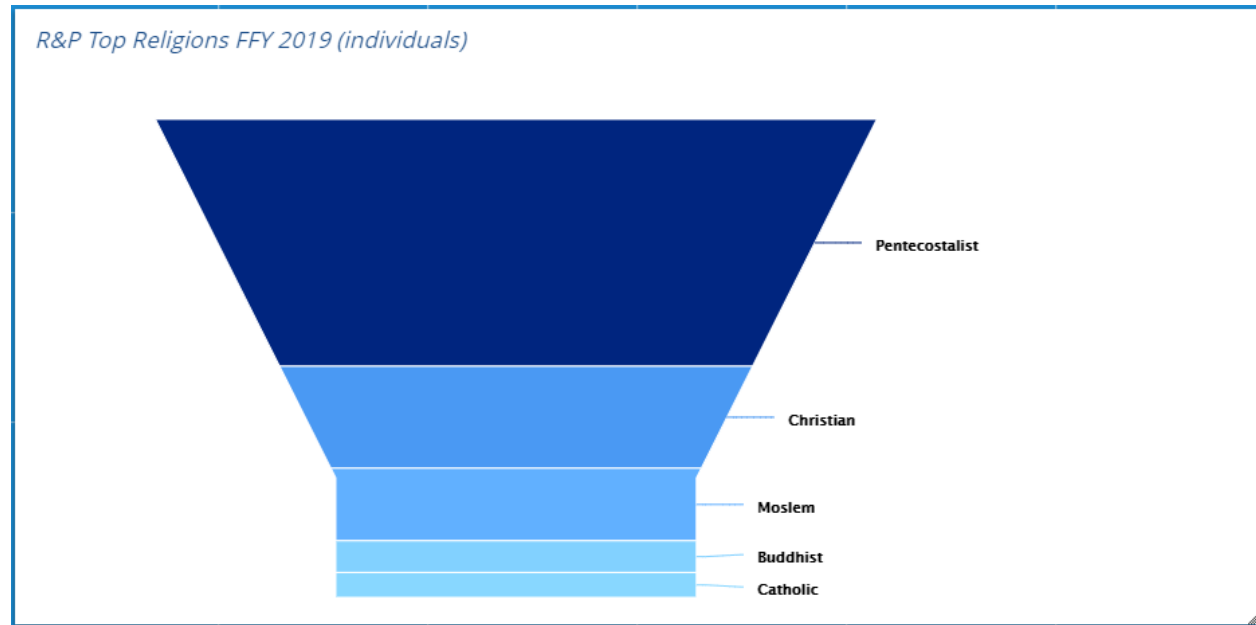
*Source: The Center Utica

Chart 1.15: R&P FFY 19 Arrivals by Month (individuals)



*Source: The Center Utica

Chart 1.16: R&P Top Religions FFY 19 (individuals)



*Source: The Center Utica

Chart 1.17: Arrivals over Time (individuals)

TheCenter Arrivals	1973-2004	2005	2006	2007	2008	2009	2010	2011	2012	2013	2014	2015	2016	2017	2018	2019	2020	Total	Total %
AFGHANISTAN	68	6	0	0	0	0	0	0	0	0	1	10	0	14	7	0	0	106	0.64%
AMERASIAN (VIETNAM)	1281	0	0	0	0	0	0	0	0	0	0	0	0	0	0	0	0	1281	7.77%
VIETNAM	782	0	0	0	5	2	11	0	3	0	0	0	3	0	0	0	0	806	4.89%
BOSNIA	4448	0	1	0	0	0	0	0	0	0	0	0	0	0	0	0	0	4449	26.99%
BULGARIA	25	0	0	0	0	0	0	0	0	0	0	0	0	0	0	0	0	25	0.15%
CAMBODIA	365	0	0	0	0	0	0	0	0	12	5	0	0	0	0	1	0	382	2.32%
CHINA	9	0	0	0	0	0	0	0	0	0	0	0	0	0	0	0	0	9	0.05%
CONGO (ZAIRE)	21	0	0	0	0	0	9	0	0	0	0	0	29	19	32	8	0	110	0.67%
CUBA	63	0	0	0	0	0	0	0	0	0	0	0	0	0	0	0	0	63	0.38%
CZECHOSLOVAKIA	80	0	0	0	0	0	0	0	0	0	0	0	0	0	0	0	0	80	0.49%
EGYPT	3	0	0	0	0	0	0	0	0	0	0	0	0	0	0	0	0	3	0.02%
ERITREA	0	0	0	0	4	0	0	0	0	0	0	0	0	0	0	0	0	4	0.02%
ETHIOPIA	10	1	1	0	0	0	0	0	0	0	0	0	0	0	0	0	0	12	0.07%
FORMER SOVIET UNION	2319	23	28	15	0	0	10	3	2	11	8	24	3	1	51	0	0	2498	15.16%
LITHUANIA	0	5	0	0	0	0	0	0	0	0	0	0	0	0	0	0	0	5	0.03%
UKRAINE	0	22	13	18	16	2	4	8	6	7	15	6	26	17	31	82	0	191	1.16%
UZBEKISTAN	0	18	32	13	2	0	4	0	0	0	0	0	0	0	0	0	0	69	0.42%
HAITI	89	0	0	0	0	0	0	0	0	0	0	0	0	0	0	0	0	89	0.54%
HUNGARY	29	0	0	0	0	0	0	0	0	0	0	0	0	0	0	0	0	29	0.18%
IRAN	49	0	0	0	3	0	0	0	0	0	0	0	0	0	0	0	0	52	0.32%
IRAQ	166	0	0	0	9	31	93	14	14	32	20	10	27	11	0	0	0	427	2.59%
KOSOVO	77	0	0	0	0	0	0	0	0	0	0	0	0	0	0	0	0	77	0.47%
LAOS	266	0	0	0	0	0	0	0	0	0	0	0	0	0	0	0	0	266	1.61%
LEBANON	0	1	0	0	0	0	0	0	0	0	0	0	0	0	0	0	0	1	0.01%
LIBERIA	53	3	28	0	3	0	0	2	0	0	0	0	0	0	0	0	0	89	0.54%
LIBYA	6	0	0	0	0	0	0	0	0	0	0	0	0	0	0	0	0	6	0.04%
MYAN MAR(BURMA)	247	131	141	542	547	266	349	262	230	282	257	331	256	57	72	107	0	3970	24.09%
POLAND	146	0	0	0	0	0	0	0	0	0	0	0	0	0	0	0	0	146	0.89%
ROMANIA	28	0	0	0	0	0	0	0	0	0	0	0	0	0	0	0	0	28	0.17%
SIERRA LEONE	20	2	0	0	0	0	0	0	0	0	0	0	0	0	0	0	0	22	0.13%
SOMALIA	189	72	8	10	1	0	13	0	9	27	36	38	19	47	1	0	0	470	2.85%
SUDAN	124	10	0	0	0	23	13	8	14	44	12	10	30	28	1	8	0	317	1.92%
YUGOSLAVIA	5	0	0	0	0	0	0	0	0	0	0	0	0	0	0	0	0	5	0.03%
BHUTAN						17	27	100	60	62	52	18	13	12	5	0	0	366	2.22%
SYRIA													6	19	0	0	0	25	0.15%
EL SALVADOR														4	0	0	0	4	0.02%
TOTALS	10968	294	252	598	590	341	533	397	338	477	406	447	412	229	200	206	0	16482	100.00%

Updated by Dzevad on 10/07/2019

0%

*Source: The Center Utica

Chart 1.18: Arrivals FY 2019 (individuals)

MVRCR Arrivals FY 2019	OCT	NOV	DEC	JAN	FEB	MAR	APR	MAY	JUNE	JULY	AUG	SEPT	TOTAL		
AFGHANISTAN													0		
AMERASIAN (VIETNAM)													0		
VIETNAM													0		
BOSNIA													0		
BULGARIA													0		
CAMBODIA											1		1		
CHINA													0		
CONGO (ZAIRE)		4				3			1				8		
CUBA													0		
CZECHOSLOVAKIA													0		
EGYPT													0		
ERITREA													0		
ETHIOPIA													0		
FORMER SOVIET UNION													0		
LITHUANIA													0		
UKRAINE	6	8	17			4	4	4		3	26	10	82		
UZBEKISTAN/ M. TURKS													0		
HAITI													0		
HUNGARY													0		
IRAN													0		
IRAQ													0		
KOSOVO													0		
LAOS													0		
LEBANON													0		
LIBERIA													0		
LIBYA													0		
MYAN MAR (BURMA)	5		5	7	5	12	24	15	20	9	5		107		
POLAND													0		
ROMANIA													0		
SIERRA LEONE													0		
SOMALIA													0		
SUDAN			1	4	2	1							8		
YUGOSLAVIA													0		
BHUTAN													0		
SYRIA													0		
Salvador													0		
TOTALS	11	12	23	11	7	20	28	19	21	12	32	10	206		
<i>Updated by Dzevad Racic on 09/23/2019</i>											To arrive by 09/30/2019		14	Yearly Go	220

*Source: The Center Utica

Identification of the Main Health Challenges Facing the Community and Contributing Causes of Health Challenges

Background

OCHD, RMH and MVHS convened in August 2018 to review the NYSDOH guidance document to ensure the development of the CHA, CSP and CHIP cycle for 2019 – 2021 aligns with the new vision of the Prevention Agenda 2019-2024 to “*be the healthiest state for people across all ages.*”¹³

The planning group embodied the overall mission of the statute, engaging in collaborative community partnerships and sharing through regular meetings where primary research methodologies and secondary data were reviewed and discussed. Detailed analysis included the examination of 2013-2018 NYS Prevention Data for Oneida County, which compared rates of Oneida County and NYS excluding NYC as well as the NYS CHIRS data. CDC BRFSS data was also assessed to further identify emerging health trends. Secondary data analysis included Primary data was gathered with input from the community stakeholder conference which was held in March 2019. Conference participants included OCHD, RMH and MVHS, health & human service organizations, as well as various other community organizations. The focus of the conference was to obtain feedback on perceptions of community health strengths, as well as opportunities, allowing the group to identify and prioritize community health needs. Community input was also garnered through the launch and dissemination of a community survey, through various online social media platforms, as well as in person.

2019-2021 CHA/CSP/CHIP Process

A CHA/CSP/CHIP collaborative strategic planning team was formed, comprised of OCHD, RMH and MVHS staff and met regularly beginning in August 2018. The planning team met to discuss and review the scope of work, process, clarify expectations and adhere to a work plan, which detailed team responsibilities, tasks, and approaches to complete and prepare the CHA/CHIP. All strategic partners recognized the involvement, commitment and success of designing a robust, actionable and sustainable three-year plan would require the collaborative commitment of all partners. OCHD, RMH and MVHS engaged with Research & Marketing Strategies, Inc. (RMS Healthcare) to assist with the development of its CHA/CSP. RMS Healthcare works with healthcare delivery systems to conduct community health assessments/community service plans, facilitate clinical integration, assist with payer contracting, establish patient registries, data warehouses, and metric dashboards to help systems advance improvements in community population health, and measure satisfaction of the various stakeholder groups. Since 2010, RMS Healthcare has also been actively engaged with large health systems, ACO's, IPA's as well as independent physician practices in their journey to become NCQA PCMH Recognized.

The RMS Healthcare team followed a thorough, rigorous, and comprehensive process, assisting OCHD, RMH and MVHS with conducting the CHA/CSP. Additionally, the RMS Healthcare team worked with OCHD, RMH and MVHS to review and incorporate data from existing community healthcare focused initiatives already underway through collaborations with the County Health Department, community-based organizations, and area healthcare systems. The CHA/CSP assessment process included the following components:

¹³ Source: https://www.health.ny.gov/prevention/prevention_agenda/2019-2024/docs/letter_and_community_health_planning_guidance_and_template_for_2019_2021.pdf

- **Demographic, Sociographic, and Health Status Profile of the Community;**
- **Inventory of Health-related Resources in the Community;**
- **Review of Community Feedback from Consulting Work Associated with OCHD, RMH and MVHS;**
- **Gap Analysis and Identification of Community Health Needs;**
- **Community Health Needs Prioritization; and**
- **Community Health Improvement Plan (CHIP) development.**

The CHA/CSP is a dynamic operative and iterative document to be used throughout the multi-year community engagement process and drive informed decision-making to improve community health outcomes. RMS Healthcare worked closely with OCHD, RMH and MVHS to conduct and compare findings of the assessment. This CHA/CSP is comprised of primary and secondary research analysis conducted by RMS Healthcare, and serves as a guide for OCHD, RMH and MVHS covering 2019-2021.

Identification of health Needs in Oneida County

The tracking tool available on the NYSDOH website provided baseline data for health indicators and was used to compare Oneida County to other counties in NYS. Combined, the Prevention Agenda as well as the CHIRS and BRFSS data assisted Oneida County with identifying what influences the health status of residents, known as health outcomes, and how healthy a county could be in the future, known as health factors. Health outcomes weigh on the length of life and the quality of life equally, and health factors are comprised of health behaviors, clinical care, social and economic factors, and physical environment.¹⁴ Over time, the priorities of OCHD, RMH and MVHS have changed to reflect the growing healthcare needs and changing demographics of Oneida County residents. The issues brought to light in this report represents the culmination of community collaboration to improve the social environment in which residents reside and where services are provided. OCHD, RMH and MVHS remain committed to managing populations of patients, with specific attention to social determinants of health, recognizing that health and well-being are shaped not only by behavior choices of individuals, but also by complex factors that influence individual choices.

Environmental Changes Setting the Stage for Improving Health Care Delivery – mobilizing assets and resources to address identified health issues

Over the last decade, New York State created a health care model targeted to improving population health, transforming healthcare delivery and eliminating health disparities centered around achieving “Triple Aim” for all New Yorkers: improving the quality of healthcare, improving the health of the population, and achieving value and financial sustainability. OCHD, RMH and MVHS understand that the achievement of the Triple Aim model requires collaborative advancement of the New York State Prevention Agenda and State Health Improvement Plan (SHIP), Population Health Improvement Program (PHIP), and Delivery System Reform Incentive Payment Program (DSRIP). The PHIP includes supporting the SHIP, Prevention Agenda and DSRIP by working within existing systems and identifying strategies to improve health. OCHD, RMH and MVHS are part of the CNY Care Collaborative DSRIP, covering six counties: Cayuga, Lewis, Madison, Oneida, Onondaga and Oswego. The DSRIP model includes Performing Provider Systems (PPS) made up of hospital systems, local Health Departments, and community-based organizations working together to transform the NYS health care system into a financially viable, high performing system. The primary goal of the CNY Care Collaborative is to serve the population by improving the coordination of healthcare services, enhancing the quality of performance outcomes, and creating an overall better system of care for patients. The mission of CNY Care Collaborative is *Working Together for Better Health*.

¹⁴ Source: https://webb1.health.ny.gov/SASStoredProcess/quest?_program=%2FEBI%2FPHIG%2Fapps%2Fdashboard%2Fpa_dashboard&p=ch&cos=30&coj=1&comp=2&comp=3

The vision is "to improve the health of our community by coordinating services and building partnerships throughout the healthcare system." The guiding principles include: better integration of services (improving patient outcomes through a comprehensive approach to care delivery at all levels of the healthcare system); lower the cost of health care (coordinate healthcare services between providers to deliver the highest quality of patient care); collaborate on patient care (improve patient outcomes and the overall health of the communities we serve); and Improve healthcare quality (reduce dependency on hospitalization, emergency care, and avoidable utilization of services through improved care coordination).¹⁵

OCHD, RMH and MVHS, in partnership with the OCHC and other community partners will leverage and deploy additional support and resources, as well as recruit partners for newly identified priorities within the CHIP. Partners will help support the community health assessment and health improvement planning activities associated with goals and strategies discussed in the implementation plan.^{16, 17} Overall community collaboration and partnership with a shared mission will be essential to achieve goals established within the CHIP.

There will be significant prioritization with respect to leveraging community and clinical evidence-based programming and resources that focuses on the identified priorities, including prevention of opioid overdoses and promoting use of evidence-based care to manage chronic disease, including prevention of chronic diseases. The overarching goal will be to educate and link residents to available resources and collaborate to address gaps to improve the quality of life for individuals, families and communities.

Oneida County is one of 24 counties in New York State to receive Federal and State Support to address the Opioid crisis. The goal is to increase access to treatment through initiatives that include expanding mobile treatment, tele-practice capabilities, peer services and Medication Assisted Treatment (MAT). Additionally, Oneida County has formed an Overdose Response Team to address the epidemic. This team will utilize the *Overdoes Detection Mapping Application Program (ODMAP)* to identify overdoses in real time and rapidly respond to crisis situations and provide people with substance use disorder and their families with the care, services and support needed.¹⁸ The multi-sector subgroup of the Oneida County Opioid task force established a peer referral process to dispatch Certified Peer Recovery Advocates (CRPAs) to overdose victims identified to link them to treatment and recovery services. While assets and community resources related to this focus area exist, the overall success will require focused collaboration, education, advocacy and continued community awareness. This targeted deployment of community resources, as well as partnerships with key community organizations, will be instrumental to address the need, develop goals, priorities and strategies that will be detailed in the CHIP.

The second priority of promoting use of evidence-based care to manage chronic disease, including prevention of chronic disease, will require collaboration across the continuum of care in conjunction with community-based organizations which focus on prevention education, focusing on changing attitudes about healthy behaviors with a focus on long-term sustainable change. Oneida County will deploy resources which align with community stakeholders to collaborate on county-specific efforts to improve population health. In addition, activities that have been implemented as part of policy environment addressed further in this report, will strengthen the overall mission of preventing chronic disease through education and providing infrastructure for promoting healthy lifestyles, such as smoke-free parks, bicycle paths and employers providing healthy eating options. The processes, approaches, and strategies will provide a foundation to change population attitudes about healthy behavior, focusing on the long-term positive health outcomes. The hospitals will leverage relationships strengthened through DSRIP and processes

¹⁵ Source: <https://cnycares.org/what-is-the-cnyc/>

¹⁶ Source: <https://ocgov.net/sites/default/files/health/DataPublications/AnnualReports/AnnualReport2018FINAL.pdf>

¹⁷ Source: <http://www.healthecnyc.org/index.php?module=Tiles&controller=index&action=display&alias=OCHC>

¹⁸ Source: <https://www.ocgov.net/content/oneida-county-ops-ante-opiate-fight>

implemented at their primary care practices as part of their Patient Centered Medical Home (PCMH) Recognition to close care gaps to prevent and manage chronic disease.

In addition, RMS Healthcare conducted an in-depth review of other health care services and resources available to Oneida County residents that can provide services to address health priorities identified and that will be referred to in the CHIP. The broad list of health resources includes those services provided by the Oneida County health department, partnering hospitals, community-based organizations and businesses. In addition, “Mid-York 2-1-1” program is a free service that provides access to a comprehensive listing of health and human service resources in Madison, Oneida and Herkimer counties. Residents can call and speak with a counselor that can direct residents to services. Additionally, the website provides a comprehensive listing of services in the areas of health, counseling & mental health, and housing and utilities.¹⁹ Residents in Oneida County also have access to nutritional information, with a specific focus on accessing Farmer’s Markets in Oneida County. The Cornell Cooperative Extension hosts a website with tips for shopping at farmer’s markets, as well as provides various resources, including but not limited to locations with dates and times where farmers markets are held throughout the County.^{20, 21} This organization, and associated services provided, will position Oneida County to establish strategies to manage and prevent chronic diseases, with a focus on prevention education. Additionally, RMH provides a Patient & Family Resource Guide with information about a broad range of services provided by RMH and collaborating providers, as well as community agencies.²² MVHS is also committed in its mission to provide excellence in healthcare for the community, provides a vast number of resources to support patient services with specific focus on chronic disease management, as well as support groups that are aimed to provide patients and family members with resources when managing debilitating illnesses, as well as services to support patients through lifestyle changes and prevention.²³

With the aim of improving physical activity, specific to bicycle and pedestrian activities, the Herkimer-Oneida Counties Transportation Study (HOCTS) created the Herkimer and Oneida Counties Bicycle and Pedestrian Trail Guide. HOCTS is the Metropolitan Planning Organization (MPO) designated by U.S. DOT and New York State for the two-counties. As the MPO, HOCTS receives dedicated transportation funding from the Federal Highway Administration to develop, promote, and enhance the safety of the transportation network. This guide provides useful information to bicyclists and pedestrians, whether their interest lies in daily transportation, recreation, or through travel and touring activities.²⁴ Positioning the community through vital resources such as walking trails, is another example of viable assets and resources that have been mobilized with a focus of improved physical activity, which is directly correlated as a preventive measure to mitigate health risk of chronic disease, as well as a resource to help manage existing chronic disease.

Oneida County Health Status in Comparison with New York State Health Status

The Prevention Agenda is managed and updated by the NYS Public Health and Health Planning Council at the request of the NYSDOH and is targeted at improving the health and well-being of NYS residents and reducing disparities in care. There are six major Prevention Agenda categories defined by the NYSDOH. As part of the County’s needs assessment analysis, those areas in which Oneida County demonstrated improvement (IMPROVEMENT AREAS) or demonstrated no significant change (STATIC AREAS) or showed worsening performance below the NYS goal are listed below (WORSENING AREAS), by NYS Prevention Agenda 2013-2018 category. Additionally, charts which demonstrate Oneida County’s performance over time for select indicators are incorporated into this evaluation.

¹⁹ Source: <http://www.211midyork.org/Appendix E – Community Health Resources>

²⁰ Source: <http://cceoneida.com/agriculture/buy-local/farmers-markets>

²¹ Source: https://s3.amazonaws.com/assets.cce.cornell.edu/attachments/38100/2019_Map_Farmers'_Markets_.pdf?1558464272

²² Source: Appendix G – Rome Memorial Hospital Patient & Family Resource Guide

²³ Source: Appendix H – MVHS Community Resources

²⁴ Source: <https://ocgov.net/oneida/sites/default/files/hoctsmpto/Bicycle/2019/Bike%20and%20Ped%20Guide%20Interactive%207.9.19.pdf>

IMPROVEMENT AREAS: Prevention Agenda Areas Where Oneida County Statistics Improved:

1. Improve Health Status and Reduce Health Disparities
 - a. Premature deaths: Ratio of Black non-Hispanics to White non-Hispanics
 - b. Age-adjusted preventable hospitalization rate per 10,000 - Aged 18+ years
2. Promote a Healthy and Safe Environment
 - a. Assault-related hospitalization rate per 10,000 population
 - b. Assault-related hospitalization: Ratio of Black non-Hispanics to White non-Hispanics
 - c. Percentage of employed civilian workers age 16 and over who use alternate modes of transportation to work or work from home
 - d. Percentage of population with low-income and low access to a supermarket or large grocery store
3. Prevent Chronic Diseases
 - a. Rate of hospitalizations for short-term complications of diabetes per 10,000 - Aged 6-17 years
4. Prevent HIV/STDs, Vaccine Preventable Diseases and Healthcare-Associated Infections
 - a. Percentage of adolescent females that received 3 or more doses of HPV vaccine - Aged 13-17 years
5. Promoting Healthy Women, Infants, and Children
 - a. Premature births: Ratio of Black non-Hispanics to White non-Hispanics
 - b. Premature births: Ratio of Hispanics to White non-Hispanics
 - c. Premature births: Ratio of Medicaid births to non-Medicaid births
 - d. Exclusively breastfed: Ratio of Black non-Hispanics to White non-Hispanics
 - e. Exclusively breastfed: Ratio of Hispanics to White non-Hispanics
 - f. Exclusively breastfed: Ratio of Medicaid births to non-Medicaid births
 - g. Adolescent pregnancy: Ratio of Black non-Hispanics to White non-Hispanics
6. Promote Mental Health and Preventing Substance Use
 - a. Age-adjusted suicide death rate per 100,000 population

STATIC OR WORSENING AREAS: Prevention Agenda Areas Where Oneida County Statistics Remained Unchanged/Worsened. (Those measures that have worsened will be indicated in **bold** below.)

1. Improve Health Status and Reduce Health Disparities
 - a. Percentage of premature deaths (before age 65 years)
 - b. **Premature deaths: Ratio of Hispanics to White non-Hispanics**
 - c. **Preventable hospitalizations: Ratio of Black non-Hispanic to White non-Hispanics**
 - d. Percentage of adults (aged 18-64) with health insurance
 - e. Age-adjusted percentage of adults who have a regular healthcare provider – Aged 18+ years
2. Promote a Healthy and Safe Environment
 - a. Rate of hospitalizations due to falls per 10,000 – Aged 65+ years
 - b. Rate of emergency department visits due to falls per 10,000 – Aged 1-4 years
 - c. **Assault-related hospitalization: Ratio of low-income ZIP codes**
 - d. **Percentage of homes in Healthy Neighborhoods Program that have fewer asthma triggers during the home revisit**

- e. **Percentage of residents served by community water systems with optimally fluoridated water**
- f. **Assault-related hospitalization: Ratio of Hispanics to White non-Hispanics**
- g. Rate of occupational injuries treated in ED per 10,000 adolescents - Aged 15-19 years
- h. Percentage of population that lives in a jurisdiction that adopted the Climate Smart Communities pledge

3. Prevent Chronic Diseases

- a. Percentage of adults who are obese
- b. **Percentage of children and adolescents who are obese**
- c. Percentage of cigarette smoking adults
- d. Percentage of adults who received a colorectal cancer screening based on the most recent guidelines – Aged 50-75 years
- e. Age-adjusted heart attack hospitalization rate per 10,000 population
- f. **Rate of hospitalizations for short-term complications of diabetes per 10,000 18+ years**
- g. **Asthma emergency department visit rate per 10,000 population**
- h. **Asthma emergency department visit rate per 10,000 - Aged 0-4 years**

4. Prevent HIV/STDs, Vaccine Preventable Diseases and Healthcare-Associated Infections

- a. Percentage of children with 4:3:1:3:3:1:4 immunization series – Aged 19-35 months
- b. Percentage of adults with flu immunization - Aged 65+ years
- c. Newly diagnosed HIV case rate per 100,000 population
- d. Difference in rates (Black and White) of newly diagnosed HIV cases
- e. Gonorrhea case rate per 100,000 women - Aged 15-44 years
- f. Gonorrhea case rate per 100,000 men - Aged 15-44 years
- g. Chlamydia case rate per 100,000 women - Aged 15-44 years
- h. Primary and secondary syphilis case rate per 100,000 men
- i. Primary and secondary syphilis case rate per 100,000 women

5. Promoting Healthy Women, Infants, and Children

- a. Percentage of preterm births
- b. **Maternal mortality rate per 100,000 live births**
- c. Percentage of children who have had the recommended number of well child visits in government sponsored insurance programs
- d. Percentage of children aged 0-15 months who have had the recommended number of well child visits in government sponsored insurance programs
- e. Percentage of children aged 3-6 years who have had the recommended number of well child visits in government sponsored insurance programs
- f. Percentage of children aged 12-21 years who have had the recommended number of well child visits in government sponsored insurance programs
- g. Percentage of children (aged under 19 years) with health insurance
- h. **Adolescent pregnancy: Ratio of Hispanics to White non-Hispanics**
- i. Percentage of unintended pregnancy among live births
- j. Unintended pregnancy: Ratio of Hispanics to White non-Hispanics
- k. Unintended pregnancy: Ratio of Medicaid births to non-Medicaid births
- l. Percentage of women (aged 18-64) with health insurance

- m. Percentage of live births that occur within 24 months of a previous pregnancy
- n. Adolescent pregnancy rate per 1,000 females - Aged 15-17 years
- o. Unintended pregnancy: Ratio of Black non-Hispanic to White non-Hispanic
- p. Percentage of infants exclusively breastfed in the hospital

6. Promote Mental Health and Preventing Substance use

- a. Age-adjusted percentage of adults with poor mental health for 14 or more days in the last month
- b. Age-adjusted percentage of adults binge drinking during the past month

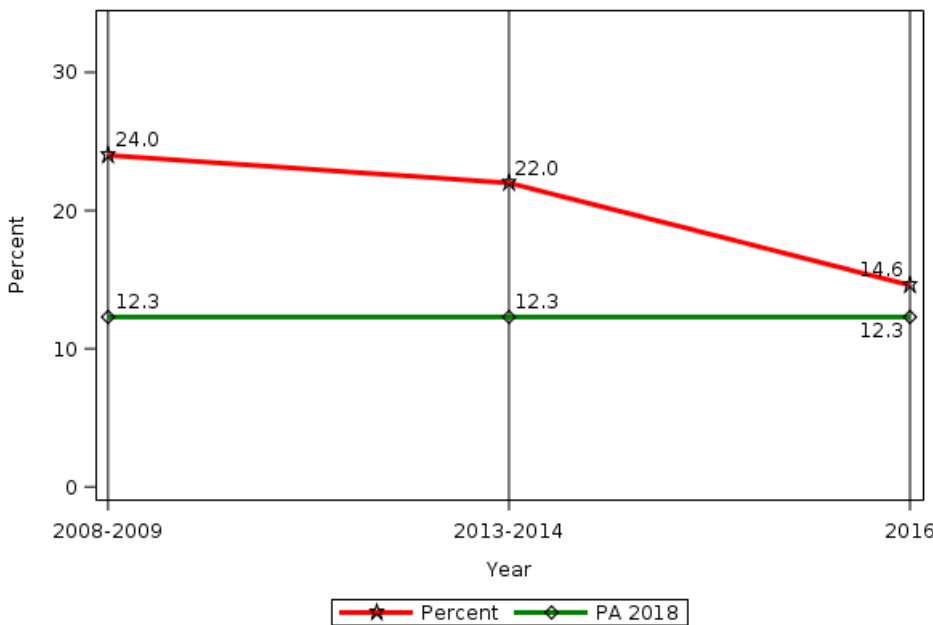
The charts below provide more detailed trend information on selected measures.

IMPROVEMENT AREAS: Where Oneida County Has Improved Over Time

Oneida County's focus on tobacco cessation and breastfeeding in prior years is reflected in incremental improvements illustrated in the charts below.

Chart 1.19: Oneida County – Percentage of cigarette smoking among adults

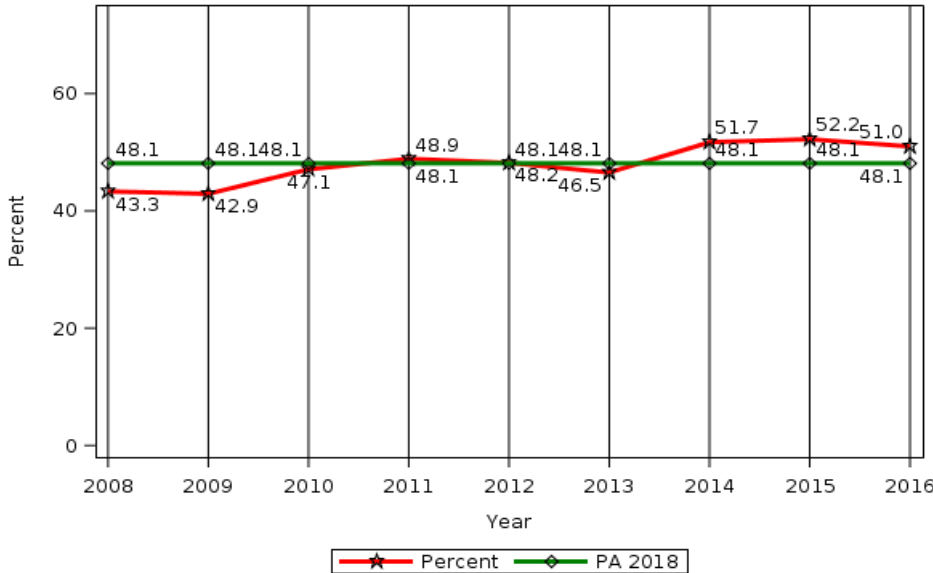
The percentage of cigarette smoking among adults has steadily decreased since 2008. Although, the Prevention Agenda dashboard characterizes the decrease between 2013 and 2016 as not statistically significant, 33% fewer adults are smoking cigarettes in Oneida County, which will improve their overall health and reduce their risk of lung cancer, heart disease, and other chronic conditions.



Data Source: NYS Behavioral Risk Factor Surveillance System data as of February 2018

Chart 1.20: Oneida County - Percentage of infants exclusively breastfed in the hospital

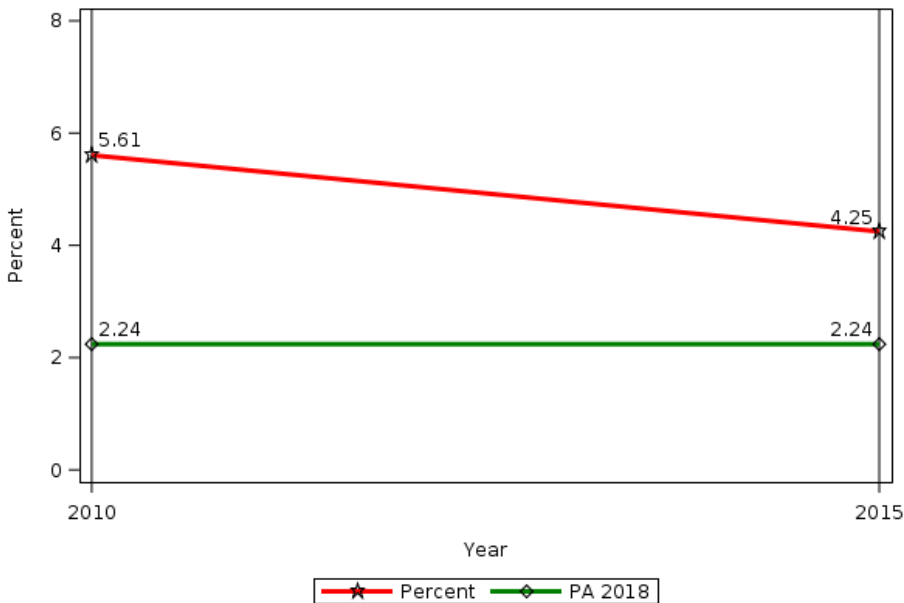
The percentage of infants exclusively breastfed in the hospital has improved since 2008. Although, the Prevention Agenda dashboard characterizes the change between 2015 and 2016 as not statistically significant, Oneida County's breastfeeding rate was better than the 2018 Prevention Agenda objective.



Data Source: Vital Records data as of May 2018

Chart 1.21: Oneida County - Percentage of population with low-income and low access to a supermarket or large grocery store

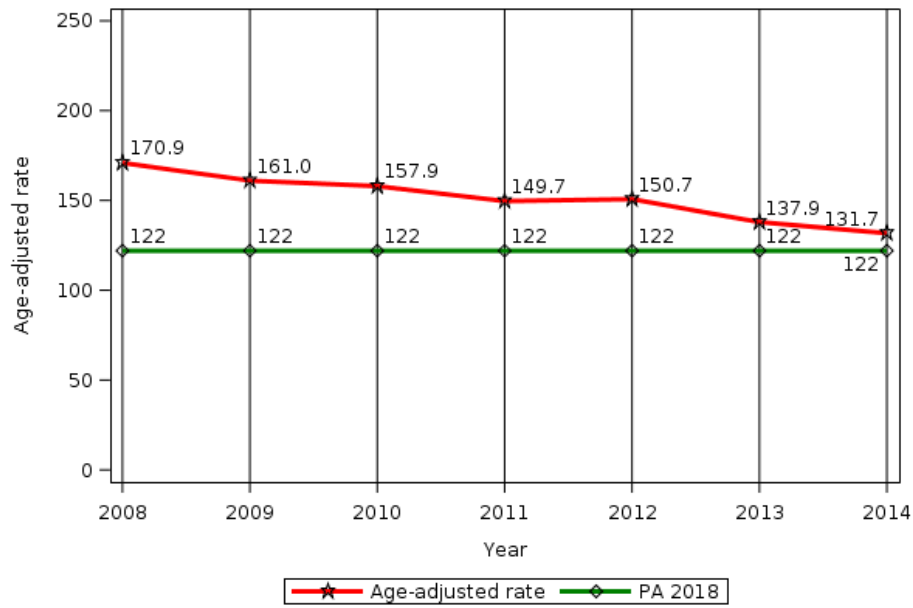
According to the Prevention Agenda Dashboard, the percentage of the Oneida County population with low-income and low access to a supermarket or large grocery store has significantly improved since 2010.



Data Source: Department of Agriculture Food Environment Atlas data as of March 2018

Chart 1.22: Oneida County - Age-adjusted preventable hospitalization rate per 10,000 - Aged 18+ years

The age-adjusted preventable hospitalization rate per 10,000 for those 18+ years has significantly improved since 2008, according to the Prevention Agenda Dashboard.

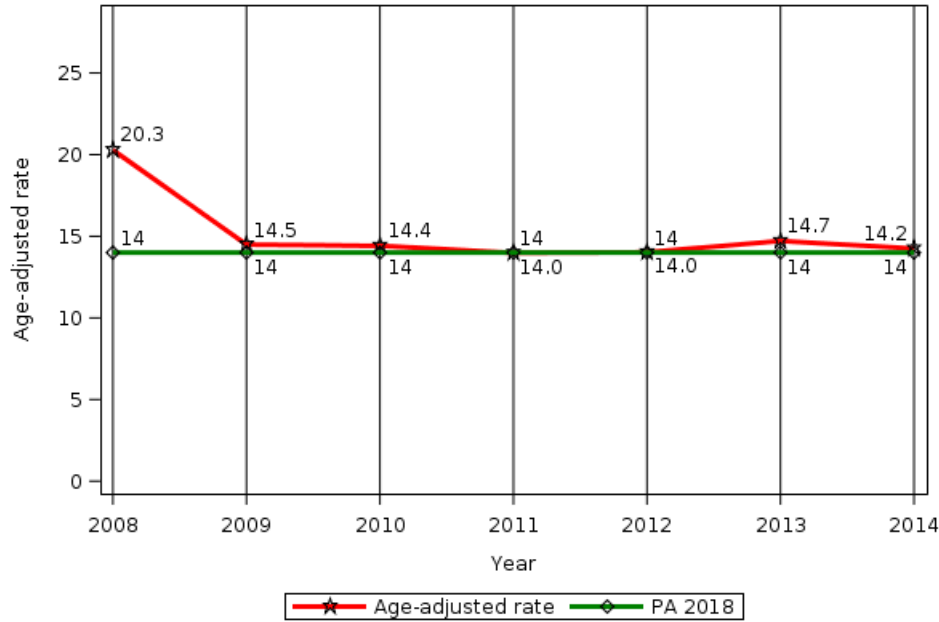


Data Source: SPARCS data as of August 2016

STATIC OR WORSENING AREAS: Where Oneida County Has Worsened or Remained the Same Over Time

Chart 1.23: Oneida County - Age-adjusted heart attack hospitalization rate per 10,000 population

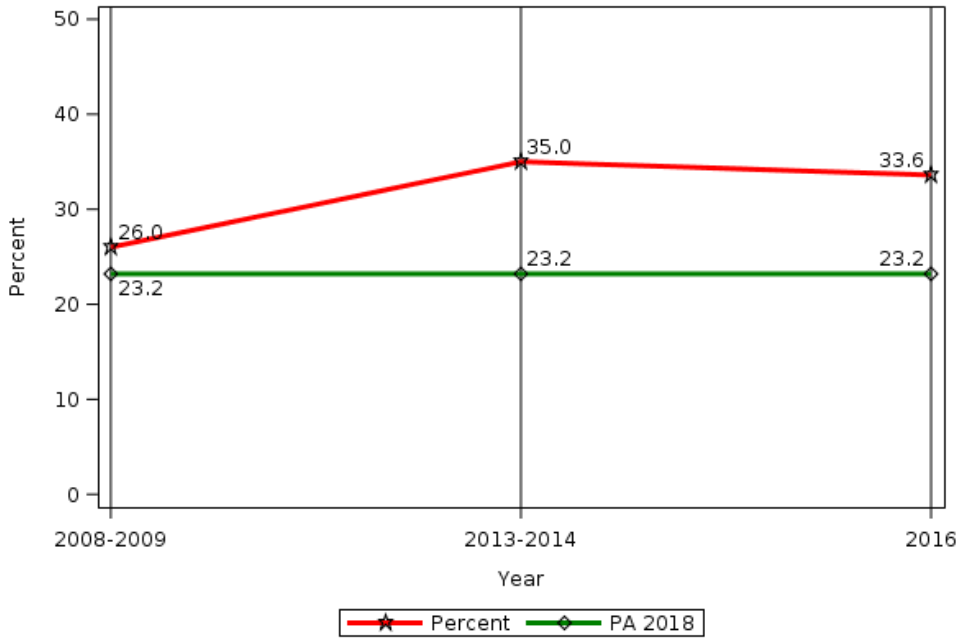
Oneida County has experienced no significant change since 2008 as it relates to the age-adjusted heart attack hospitalization rate per 10,000, according to the Prevention Agenda Dashboard.



Data Source: SPARCS data as of August 2016

Chart 1.24: Oneida County - Percentage of adults who are obese

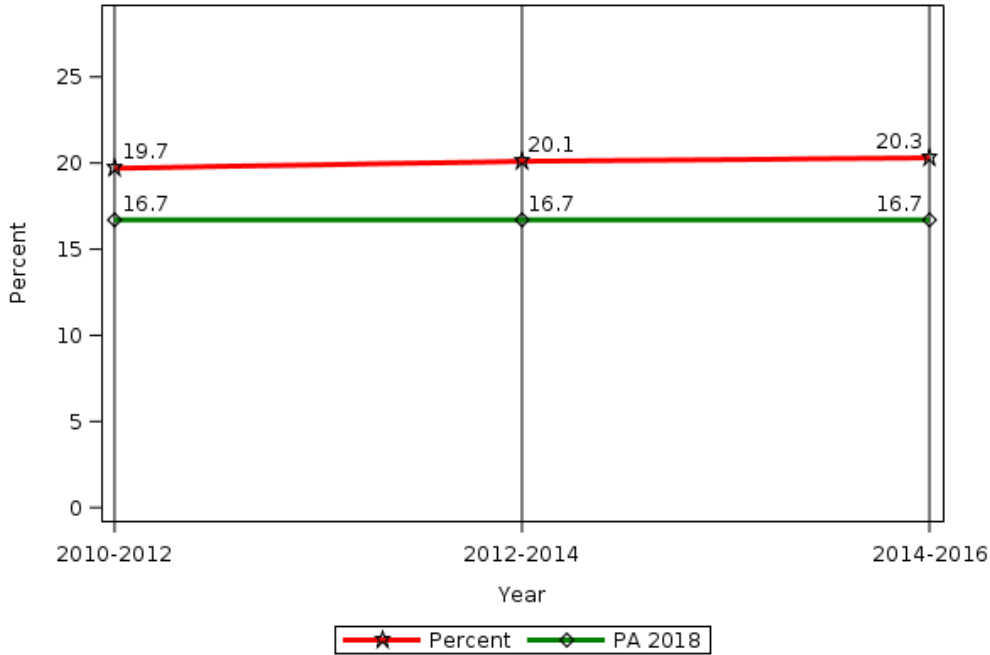
The percentage of adults who are obese in Oneida County has increased since 2008 and has stabilized at approximately a third of the population. The slight decrease between 2013 and 2016, was not statistically significant, according to the Prevention Agenda Dashboard; however, it is trending in the right direction.



Data Source: NYS Behavioral Risk Factor Surveillance System data as of February 2018

Chart 1.25: Oneida County - Percentage of children and adolescents who are obese

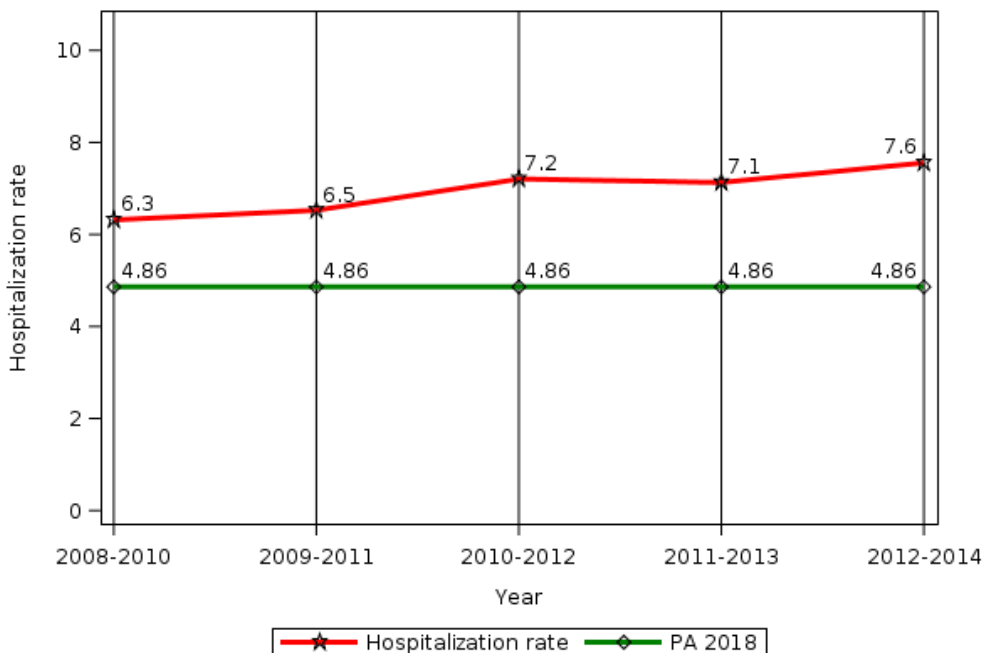
The percentage of children and adolescents who are obese in Oneida County has increased since 2010, according to the Prevention Agenda Dashboard. Although the increase appears small between 2012 and 2016, it is statistically significant.



Data Source: Counties outside NYC: Student Weight Status Category Reporting System (SWSCRS) data as of May 2017; NYC: NYC Fitnessgram data as of January 2018

Chart 1.26: Oneida County - Rate of hospitalizations for short-term complications of diabetes per 10,000 - Aged 18+ years

The rate of hospitalizations for short-term complications of diabetes per 10,000 for those aged 18+ years has worsened since 2008, according to the Prevention Agenda Dashboard.



Data Source: SPARCS data as of August 2016

An Analysis of Behavioral and Environmental Risk Factors

The tracking tool (Prevention Agenda Dashboard) available on the NYSDOH website provides baseline data from 2013-2018 for most Prevention Agenda indicators, which is used to compare Oneida County to other counties in NYS (in particular, the Central New York Region, which includes the following counties: Cayuga, Cortland, Madison, Oneida, Onondaga, Oswego) and the NYS Prevention Agenda goals. The CHIRS data and County Health Rankings data for Oneida County were also referenced during a review of secondary research. Data from these sources better assisted OCHD, RMH and MVHS with understanding what influences the health of residents. The following details an analysis of behavioral risk factors for residents of Oneida County. The first paragraph of each section indicates the areas where the County has met or exceeded State expectations, and the second paragraph details the areas of opportunity the County should consider when determining how to best meet the needs of residents.

Source: NYSDOH: 2013-2018 Prevention Agenda, CHIRS (dates vary), and County Health Rankings (2016-2019)

Improve Health Status and Reduce Health Disparities – Oneida County, New York State (2012-2016)

Oneida County exceeded Prevention Agenda objectives for some indicators, including percentage of premature deaths (before age 65 years), and preventable hospitalizations: Ratio of Hispanics to White non-Hispanics. These are areas where the County exceeded expectations.

However, when comparing Oneida County to the Prevention Agenda objective, the County fell below expectations for several indicators, including premature deaths: ratio of Black non-Hispanics to White non-Hispanics, premature deaths: ratio of Hispanics to White non-Hispanics, age-adjusted preventable hospitalization rate per 10,000 - aged 18+ years, preventable hospitalizations: ratio of Black non-Hispanics to White non-Hispanics, percentage of adults (aged 18-64) with health insurance, and age-adjusted percentage of adults who have a regular healthcare provider - aged 18+ years. The areas where the County fell below the Prevention Agenda objectives are areas of opportunity in considering how best to meet the needs of Oneida County residents.

Reference Chart: 2.0

Chart 2.0: Improve Health Status and Reduce Health Disparities

Prevention Agenda								
Indicator	Data Years	Oneida County		Central NY		NYS excluding NYC		PA 2018 Objective
		Count/ Rate/ Percentage	Rate/ Ratio/ Percentage	Count/ Rate/ Percentage	Rate/ Ratio/ Percentage	Count/ Rate/ Percentage	Rate/ Ratio/ Percentage	Rate/ Ratio/ Percentage
Percentage of premature deaths (before age 65 years)	2016	539	21.5	2,308	23.5	22,348	22.4	21.8
Premature deaths: Ratio of Black non-Hispanics to White non-Hispanics	2014-2016	51.5	2.77	49.3	2.38	40.2	2.05	1.87
Premature deaths: Ratio of Hispanics to White non-Hispanics	2014-2016	60.9	3.27	56.6	2.73	42.5	2.16	1.86
Age-adjusted preventable hospitalization rate per 10,000 - Aged 18+ years ^b	2014	2,903	131.7	11,126	120.8	109,535	106.8	122
Preventable hospitalizations: Ratio of Black non-Hispanics to White non-Hispanics	2012-2014	261.5	1.97	242.1	2.02	200.6	2	1.85
Preventable hospitalizations: Ratio of Hispanics to White non-Hispanics	2012-2014	72.9	0.55	92.3	0.77	152.5	1.52	1.38
Percentage of adults (aged 18-64) with health insurance	2016	N/A	94.1	N/A	N/A	N/A	N/A	100
Age-adjusted percentage of adults who have a regular health care provider - Aged 18+ years	2016	N/A	90.6	N/A	87.6	N/A	84.4	90.8

^b: A new target has been set for 2018.

Source: Prevention Agenda, 2013-2018. **BOLD** – indicates opportunity; Oneida County did not meet the Prevention Agenda objective.

Prevent Chronic Disease – Oneida County, New York State (2012-2016)

The Oneida County rate was in line with the Statewide CHIRS rate for many indicators including: age-adjusted percentage of adults who participated in leisure time physical activity in the past 30 days, age-adjusted percentage of adults who reported consuming less than one fruit or vegetable daily (no fruits and vegetables), age-adjusted percentage of adults with physician diagnosed diabetes, and age-adjusted percentage of adults with cardiovascular disease (heart attack, coronary heart disease, or stroke). According to the 2015 TAP Survey, most Oneida County teen respondents (94.7%) did not smoke cigarettes at all in the 30 days prior to the survey. These are areas where the County met or exceeded performance and expectations. Interestingly, primary data tells a slightly different story. Nearly half of online survey respondents (46.8%) report participating in less than 30 minutes of physical activity per day.

However, the percentage of cigarette smoking among adults, and rates of hospitalizations for short-term complications of diabetes among those 6-17 years old and 18+ years old were higher than the Prevention Agenda objectives. The same was true for the percentage of overweight or obese (85th percentile or higher) - students (with weight status information in Student Weight Status Category Reporting System (SWSCRS) in elementary, middle and high school; and age-adjusted percentage of adults with obesity (BMI 30 or higher; CHIRS). Interestingly, the County's crude rate for current smokers with poor mental health is 45.1 and the crude rate for the percentage of adults with an annual household income less than \$25,000 who are current smokers is 33, which are much higher than the percentage of adults in the County who are current smokers (no mental health status defined; 14.6). Similarly, according to the 2015 TAP Survey, 23% of Oneida County teen respondents had tried an e-cigarette, and of those that had used an e-cigarette, around 20% "vaped" 20 out of the prior 30 days. The areas where the County's crude rates for smoking are high relative to the general population, or where the County did not meet the Prevention Agenda objectives and/or CHIRS rates for chronic disease preventive care and management as well as tobacco prevention, are areas of opportunity in considering how to best meet the needs of residents within Oneida County. Primary research also supports these findings. Online survey respondents highly rated (45.4%) the importance of addressing chronic disease preventive care and management (such as cancer screenings and early detection of disease) as a top priority in the County. Online survey respondents also felt that addressing physical activity (37.4%), child and adolescent health (36.53%), and tobacco prevention (including electronic vaping products; 30.3%) are other top health issues in the County. Promoting well-being (increasing the ability for people to properly adapt to stress and negative experiences) was also a top health issue for 39.0% of online survey respondents.

Results from the fall 2019 TAP Survey, expected in 2020, will provide updated insights for partners to consider in refining priorities and interventions.

Reference Chart: 2.1a; 2.1b, 2.2; Appendix B

Chart 2.1a: Prevent Chronic Disease

Prevention Agenda								
Indicator	Data Years	Oneida County		Central NY		NYS excluding NYC		PA 2018 Objective
		Count/ Rate/ Percentage	Rate/ Ratio/ Percentage	Count/ Rate/ Percentage	Rate/ Ratio/ Percentage	Count/ Rate/ Percentage	Rate/ Ratio/ Percentage	Rate/ Ratio/ Percentage
Percentage of cigarette smoking among adults ^b	2016	N/A	14.6	N/A	18.4	N/A	16.2	12.3
Rate of hospitalizations for short-term complications of diabetes per 10,000 - Aged 6-17 years	2012-2014	55	5.4	183	4	1,474.00	2.9	3.06
Rate of hospitalizations for short-term complications of diabetes per 10,000 - Aged 18+ years	2012-2014	416	7.6	1,833	7.6	15,978	6.1	4.86

^b: A new target has been set for 2018.

Source: Prevention Agenda, 2013-2018. **BOLD** – indicates opportunity; Oneida County did not meet the Prevention Agenda objective.

Chart 2.1b: Prevent Chronic Disease, continued

CHIRS							
Indicator	Data Years	Oneida County		NYS excluding NYC		New York State	
		Numerator	Percentage/ Rate/ Ratio	Percentage/ Rate/ Ratio	County Rate Significantly Different from NYS excluding NYC	Percentage/ Rate/ Ratio	County Rate Significantly Different from Statewide
Percentage overweight or obese (85th percentile or higher) - Students (with weight status information in SWSCRS) in elementary, middle and high school	2014-2016	3,744	37	33.8	N/A	N/A	N/A
Age-adjusted percentage of adults with obesity (BMI 30 or higher)	2016	N/A	35.4 (29.3-41.5)	27.5	Yes	25.5	Yes
Age-adjusted percentage of adults who participated in leisure time physical activity in the past 30 days	2016	N/A	72.8 (67.6-78.0)	75	No	74	No
Age-adjusted percentage of adults who report consuming less than one fruit or vegetable daily (no fruits and vegetables)	2016	N/A	32.0 (25.6-38.4)	29	No	31.5	No
Age-adjusted percentage of adults with physician diagnosed diabetes	2016	N/A	12.5 (9.4-15.6)	8.5	Yes	9.5	No
Age-adjusted percentage of adults with cardiovascular disease (heart attack, coronary heart disease, or stroke)	2016	N/A	6.7 (4.6-8.9)	7.2	No	7	No

Source: CHIRS, 2014-2016. **BOLD** – indicates opportunity; Oneida County performed significantly worse than Statewide number.

Chart 2.2: BRFSS Smoking Indicators

Indicator	Data Years	Oneida County	
		Est. Count	Crude Rate
Percentage of adults who are current smokers	2016	24,703	14.6
Percentage of adults with annual household income less than \$25,000 who are current smokers	2016	13,067	33
Percentage of adults aged 18-24 years who are current smokers	2016	N/A	N/A
Percentage of adults with disability who smoke	2016	11,348	27.60
Percentage of adults who use e-cigarettes	2016	8,018	5
Current Smoking Poor Mental Health	2016	7,744	45.1

Source: 2016 BRFSS Health Indicators by County and Region

Promote a Healthy and Safe Environment – (environmental risk factors)

Oneida County New York State (2013-2017)

Oneida County performed well for some environmental CHIRS indicators, including the percentage of children born in 2013 with a lead screening aged 9-17 months and 18-35 months, the percentage of children born in 2013 with at least two lead screenings by 36 months, and traumatic brain injury hospitalization rate. These are areas where the County met or exceeded expectations.

However, the County did not meet the Prevention Agenda objective for some indicators in this category, including the percentage of population with low-income and low access to a supermarket or large grocery store, the percentage of residents served by community water systems with optimally fluoridated water, rate of hospitalizations due to falls per 10,000 for those 65+ years, and rate of emergency department visits due to falls per 10,000 for those aged 1-4 years. Similarly, the Oneida County CHIRS rate was worse than the Statewide percentage of population who did not have access to a reliable source of food during the past year (food insecurity), percentage of households receiving Food Stamp/SNAP benefits in the past 12 months, percentage of children born in 2013 with a lead screening for those aged 0-8 months, those who have elevated blood lead levels (greater than or equal to 10 micrograms per deciliter) per 100,000 employed persons aged 16 years and older, age-adjusted falls hospitalization rate per 10,000, motor vehicle mortality rate per 100,000, and age-adjusted non-motor vehicle mortality rate per 100,000. The areas where the County fell below the CHIRS rate and Prevention Agenda objectives for preventive care and access to healthy foods are areas of opportunity in considering how best to meet the needs of residents within Oneida County. Primary research also supports these findings. Online survey respondents noted the importance of providing healthy eating opportunities and food security (access to healthy and affordable foods; 50.2%), as well as addressing water quality (21.1%).

Reference Chart: 2.3a; 2.3b; Appendix B

Chart 2.3a: Promote a Healthy and Safe Environment

Prevention Agenda								
Indicator	Data Years	Oneida County		Central NY		NYS excluding NYC		PA 2018 Objective
		Count/Rate/Percentage	Rate/Ratio/Percentage	Count/Rate/Percentage	Rate/Ratio/Percentage	Count/Rate/Percentage	Rate/Ratio/Percentage	Rate/Ratio/Percentage
Percentage of population with low-income and low access to a supermarket or large grocery store	2015	9,852	4.25	35,683	3.5	441,899.00	3.93	2.24
Percentage of residents served by community water systems with optimally fluoridated water	2017	132,372	67.6	751,727	79.4	4,632,766	46.6	78.5
Rate of hospitalizations due to falls per 10,000 - Aged 65+ years	2014	908	223.2	3,166	195.3	33,951	188.7	204.6
Rate of emergency department visits due to falls per 10,000 - Aged 1-4 years	2014	545	503.9	1,836	400.5	21,997	442.7	429.1

Source: Prevention Agenda, 2013-2018. **BOLD** – indicates opportunity; Oneida County did not meet the Prevention Agenda objective.

Chart 2.3b: Promote a Healthy and Safe Environment, continued

CHIRS							
Indicator	Data Years	Oneida County		NYS excluding NYC		New York State	
		Numerator	Percentage/ Rate/ Ratio	Percentage/ Rate/ Ratio	County Rate Significantly Different from NYS excluding NYC	Percentage/ Rate/ Ratio	County Rate Significantly Different from Statewide
Percentage of children born in 2013 with a lead screening aged 0-8 months	2013	22	0.8	1.2	No	1.9	Yes
Percentage of children born in 2013 with a lead screening - aged 9-17 months	2013	1,915	72.5	71.7	No	74.8	No
Percentage of children born in 2013 with a lead screening - aged 18-35 months	2013	2,026	76.7	71.4	Yes	75.4	No
Percentage of children born in 2013 with at least two lead screenings by 36 months	2013	1,712	64.8	55.9	Yes	62.8	No
Elevated blood lead levels (greater than or equal to 10 micrograms per deciliter) per 100,000 employed persons aged 16 years and older	2014-2016	96	32.9	18.5	Yes	17.3	Yes
Percentage of population who did not have access to a reliable source of food during the past year (Food insecurity)	2015	30,590	13.1	N/A	N/A	12.6	N/A
Percentage of households receiving Food Stamp/SNAP benefits in the past 12 months	2012-2016	15,827	17.5	N/A	N/A	15.4	N/A
Age-adjusted falls hospitalization rate per 10,000	2016	1,257	38.4	32.8	Yes	32.2	Yes
Motor vehicle mortality rate per 100,000	2014-2016	65	9.3	7.1	No	5.7	Yes
Age-adjusted non-motor vehicle mortality rate per 100,000	2014-2016	285	36.3	29.7	Yes	24.9	Yes
Traumatic brain injury hospitalization rate per 10,000	2016	192	8.3	8.6	No	8.3	No

Source: CHIRS, 2012-2016. **BOLD** – indicates opportunity; Oneida County performed significantly worse than Statewide number.

Promote Healthy Women, Infants, and Children – Oneida County, New York State (2014-2016)

The County exceeded the Prevention Agenda objective for the percentage of infants exclusively breastfed in the hospital, exclusively breastfed: Ratio of Medicaid births to non-Medicaid births and adolescent pregnancy rate per 1,000 females - Aged 15-17 years. Similarly, Oneida County was in line with or performed better than the CHIRS rate as it relates to the percentage of births with early (1st trimester) prenatal care, and the percentage of births with late (3rd trimester) or no prenatal care.

However, Oneida County fell below several Prevention Agenda objectives related to promoting health women, infants, and children. For example, adolescent pregnancy: Ratio of Black non-Hispanics to White non-Hispanics,

adolescent pregnancy: Ratio of Hispanics to White non-Hispanics, the percentage of unintended pregnancy among live births, exclusively breastfed: ratio of Black non-Hispanics to White non-Hispanics, exclusively breastfed: ratio of Hispanics to White non-Hispanics, and the percentage of women (aged 18-64) with health insurance. Similarly, the Oneida County rate exceeded the CHIRS rate for the mortality rate per 1,000 live births – infant (<1 year). The areas where the County fell below the Statewide CHIRS rate and Prevention Agenda objectives for healthy women, infants, and children are areas of opportunity in considering how best to meet the needs of residents within Oneida County.
Reference Chart: 2.4a; 2.4b

Chart 2.4a: Promote Healthy Women, Infants, and Children

Prevention Agenda								
Indicator	Data Years	Oneida County		Central NY		NYS excluding NYC		PA 2018 Objective
		Count/ Rate/ Percentage	Rate/ Ratio/ Percentage	Count/ Rate/ Percentage	Rate/ Ratio/ Percentage	Count/ Rate/ Percentage	Rate/ Ratio/ Percentage	Rate/ Ratio/ Percentage
Percentage of unintended pregnancy among live births	2016	717	32.7	3,130	30.8	23,051	24.9	23.8
Adolescent pregnancy rate per 1,000 females - Aged 15-17 years	2016	75	18.2	287	15.0	2,139	9.9	25.6
Adolescent pregnancy: Ratio of Black non-Hispanics to White non-Hispanics	2014-2016	32.9	4.91	36.1	4.63	25.5	4.28	4.9
Adolescent pregnancy: Ratio of Hispanics to White non-Hispanics	2014-2016	31.1	4.64	36.4	4.67	21.0	3.53	4.1
Percentage of infants exclusively breastfed in the hospital	2016	1,164	51	5597	57.1	53,248	50.9	48.1
Exclusively breastfed: Ratio of Black non-Hispanics to White non-Hispanics	2014-2016	21.1	0.35	30.7	0.5	32.5	0.55	0.57
Exclusively breastfed: Ratio of Hispanics to White non-Hispanics	2014-2016	35.6	0.59	43.5	0.7	34.1	0.57	0.64
Exclusively breastfed: Ratio of Medicaid births to non-Medicaid births	2014-2016	35.2	0.51	41.5	0.60	39.1	0.68	0.66
Percentage of women (aged 18-64) with health insurance	2016	N/A	95	N/A	N/A	N/A	N/A	100

Source: Prevention Agenda, 2013-2018. **BOLD** – indicates opportunity; Oneida County did not meet the Prevention Agenda objective.

Chart 2.4b: Promote Healthy Women, Infants, and Children, continued

CHIRS							
Indicator	Data Years	Oneida County		NYS excluding NYC		New York State	
		Numerator	Percentage/ Rate/ Ratio	Percentage/ Rate/ Ratio	County Rate Significantly Different from NYS excluding NYC	Percentage/ Rate/ Ratio	County Rate Significantly Different from Statewide
Mortality rate per 1,000 live births - Infant (<1 year)	2014-2016	50	6.7	5	No	4.5	Yes
Percentage of births with early (1st trimester) prenatal care	2014-2016	5,531	73.8	77	Yes	75.2	No
Percentage of births with late (3rd trimester) or no prenatal care	2014-2016	373	5	4.1	Yes	5.6	Yes

Source: CHIRS, 2014-2016. **BOLD** – indicates opportunity; Oneida County performed significantly worse than Statewide number.

Prevent HIV, Sexually Transmitted Diseases, Vaccine Preventable Diseases, and Healthcare-Associated Infections – Oneida County, New York State (2014-2016)

As it relates to preventing HIV, sexually transmitted diseases, vaccine preventable diseases, and healthcare-associated infections, Oneida County exceeded the Prevention Agenda objective for some indicators, including newly diagnosed HIV case rate per 100,000 population, and the Chlamydia case rate per 100,000 women aged 15-44 years. Similarly, the County rate was significantly better than the CHIRS rate for AIDS case rate per 1,000, early syphilis case rate per 100,000, newly diagnosed HIV case rate per 100,000, and the age-adjusted newly diagnosed HIV case rate per 100,000. These are areas where the County met or exceeded Statewide performance and expectations.

Oneida County fell below the Prevention Agenda objective for some measures, including the percentage of children who received the 4:3:1:3:3:1:4 immunization series - aged 19-35 months, and the percentage of adolescent females that received 3 or more doses of HPV vaccine - aged 13-17 years. The areas where the County fell below the Prevention Agenda objectives as it relates to sexual wellness, vaccines and infections are areas of opportunity in considering how best to meet the needs of residents within Oneida County. Primary research also supports this. Online survey respondents felt that vaccine-preventable diseases (16.7%) is a top health issue in Oneida County. *Reference Chart: 2.5a; 2.5b*

Chart 2.5a: Prevent HIV, Sexually Transmitted Diseases, Vaccine Preventable Diseases, and Health care - Associated Infections

Prevention Agenda								
Indicator	Data Years	Oneida County		Central NY		NYS excluding NYC		PA 2018 Objective
		Count/ Rate/ Percentage	Rate/ Ratio/ Percentage	Count/ Rate/ Percentage	Rate/ Ratio/ Percentage	Count/ Rate/ Percentage	Rate/ Ratio/ Percentage	Rate/ Ratio/ Percentage
Newly diagnosed HIV case rate per 100,000 population ^c	2014-2016	42	6	196	6.4	2,323	6.9	16.1
Chlamydia case rate per 100,000 women - Aged 15-44 years	2016	563	1,381.6	2,887	1,500.70	28,046	1,351.60	1,458
Percentage of adults with flu immunization - Aged 65+ years ^b	2016	N/A	70.7	N/A	62.3	N/A	59.6	70
Percentage of children with 4:3:1:3:3:1:4 immunization series - Aged 19-35 months	2016	2,512	70.1	11,719	74.7	110,171	64	80
Percentage of adolescent females that received 3 or more doses of HPV vaccine - Aged 13-17 years	2016	3,321	44.7	16,715	47.5	157,758	41.7	50
^b : A new target has been set for 2018. ^c : Indicator baseline data, trend data, and 2018 objective were revised and updated.								

Source: Prevention Agenda, 2013-2018. **BOLD** – indicates opportunity; Oneida County did not meet the Prevention Agenda objective.

Chart 2.5b: Prevent HIV, Sexually Transmitted Diseases, Vaccine Preventable Diseases, and Health care - Associated Infections, continued

CHIRS							
Indicator	Data Years	Oneida County		NYS excluding NYC		New York State	
		Numerator	Percentage/ Rate/ Ratio	Percentage/ Rate/ Ratio	County Rate Significantly Different from NYS excluding NYC	Percentage/ Rate/ Ratio	County Rate Significantly Different from Statewide
AIDS case rate per 100,000	2014-2016	27	3.9	3.3	No	7.8	Yes
Early syphilis case rate per 100,000	2014-2016	19	2.7	7.9	Yes	25.1	Yes
Gonorrhea case rate per 100,000 - Aged 15-19 years	2014-2016	58	127	209.6	Yes	305.8	Yes
Newly diagnosed HIV case rate per 100,000	2014-2016	42	6	6.9	No	16	Yes
Age-adjusted Newly diagnosed HIV case rate per 100,000	2014-2016	42	6.1	7.2	No	16	Yes

Source: CHIRS, 2014-2016

Substance Use/Injury/Mental Health Indicators – Oneida County, New York State (2012-2016)

In terms of substance use, injury, and mental health, Oneida County exceeded the Prevention Agenda objective for the assault-related hospitalization rate per 10,000 population and was in line with the CHIRS rate for suicide mortality rate per 100,000. Oneida County performed better than the Central New York region as well as NYS for some opioid indicators: hospital discharges involving opioid use including abuse, poisoning, dependence and unspecified use, crude rate per 100,000 population; opioid burden including outpatient ED visits and hospital discharges for non-fatal opioid overdose, abuse, dependence, and unspecified use; opioid overdose deaths, crude rate per 100,000 population; and overdose deaths involving opioid pain relievers including illicitly produced opioids such as fentanyl, crude rate per 100,000 population - Aged 18-44 years. These are areas where the County met or exceeded Statewide performance and expectations for substance use, injury, and mental health.

Oneida County fell below the Prevention Agenda objective for several indicators, including the age-adjusted percentage of adults with poor mental health for 14 or more days in the last month, age-adjusted percentage of adults binge drinking during the past month, and the age-adjusted suicide death rate per 100,000 population. Similarly, the Oneida County CHIRS rate is significantly worse than the Statewide rate for the following indicators: age-adjusted suicide mortality rate per 100,000, age-adjusted self-inflicted injury hospitalization rate per 10,000, and alcohol related motor vehicle injuries and deaths per 100,000. The County performed worse than NYS and the Central New York Region on most opioid measures as well. Oneida County underperformed for all opioid indicators compared to NYS and the Central New York regions as it relates to Prescription Monitoring Program, Hospital Discharges Related to Opioids, and Office of Alcoholism and Substance Use Services. The areas where the County fell below the opioid indicators, Statewide CHIRS rate and Prevention Agenda objectives for relating to mental health, behavioral health, substance use, and injury are areas of opportunity in considering how best to meet the needs of

residents within Oneida County. Primary research also supports the secondary data findings. Online survey respondents noted the importance of increasing services for mental health disorders (depression, suicide, etc.; 66.6%), as well as preventing substance use disorders (opioids, etc.; 61.6%). Promoting well-being (increasing the ability for people to properly adapt to stress and negative experiences) was also a top health issue for 39.0% of online survey respondents.

Reference Chart: 2.6a; 2.6b; Appendix B - Online Survey Findings; Opioid Indicators:

https://webbi1.health.ny.gov/SASStoredProcess/quest?_program=/EBI/PHIG/apps/opioid_dashboard/op_dashboard&p=ct&cos=30

Chart 2.6a: Substance Use / Injury / Mental Health Indicators

Prevention Agenda								
Indicator	Data Years	Oneida County		Central NY		NYS excluding NYC		PA 2018 Objective
		Count/Rate/Percentage	Rate/Ratio/Percentage	Count/Rate/Percentage	Rate/Ratio/Percentage	Count/Rate/Percentage	Rate/Ratio/Percentage	Rate/Ratio/Percentage
Assault-related hospitalization rate per 10,000 population	2012-2014	168	2.4	767	2.5	7,961	2.4	4.3
Age-adjusted percentage of adults with poor mental health for 14 or more days in the last month	2016	N/A	11.5	N/A	10.7	N/A	11.2	10.1
Age-adjusted percentage of adults binge drinking during the past month	2016	N/A	20.9	N/A	21.2	N/A	19.1	18.4
Age-adjusted suicide death rate per 100,000 population	2014-2016	69	9.2	344	10.8	3,409	9.6	5.9

Source: Prevention Agenda, 2013-2018. **BOLD** – indicates opportunity; Oneida County did not meet the Prevention Agenda objective.

Chart 2.6b: Substance Use / Injury / Mental Health Indicators, continued

CHIRS							
Indicator	Data Years	Oneida County		NYS excluding NYC		New York State	
		Numerator	Percentage/ Rate/ Ratio	Percentage/ Rate/ Ratio	County Rate Significantly Different from NYS excluding NYC	Percentage/ Rate/ Ratio	County Rate Significantly Different from Statewide
Suicide mortality rate per 100,000	2014-2016	69	9.9	10.1	No	8.4	No
Age-adjusted suicide mortality rate per 100,000	2014-2016	69	9.2	9.6	Yes	8	Yes
Suicide mortality rate per 100,000 - Aged 15-19 years	2014-2016	0	0.0*	6.1	Yes	5	Yes
Age-adjusted self-inflicted injury hospitalization rate per 10,000	2016	187	8.8	4.2	Yes	3.5	Yes
Alcohol related motor vehicle injuries and deaths per 100,000	2014-2016	239	34.3	38.8	Yes	29.9	Yes

*: The rate/percentage is unstable or unreliable.

Source: CHIRS, 2014-2016. **BOLD** – indicates opportunity; Oneida County performed significantly worse than Statewide number.

Cancer Indicators – Oneida County, New York State (2013-2016)

Oneida County was in line with or exceeded many Statewide CHIRS rates. Examples of indicators where Oneida County exceeded NYS rates include: the age-adjusted lip, oral cavity and pharynx cancer mortality rate per 100,000; colon and rectum cancer mortality rate per 100,000; age-adjusted female breast cancer incidence rate per 100,000; age-adjusted cervix uteri cancer incidence rate per 100,000; age-adjusted prostate cancer incidence rate per 100,000; age-adjusted melanoma cancer mortality rate per 100,000; and percentage of women (aged 50-74 years) who had a mammogram between October 1, 2014 and December 31, 2016.

However, Oneida County fell below the CHIRS Statewide rate for a few measures. For example, age-adjusted lung and bronchus cancer incidence rate per 100,000, and the age-adjusted ovarian cancer incidence rate per 100,000 were higher than the Statewide rate. The areas where the County fell below the Statewide CHIRS rate for cancer prevalence and prevention measures are areas of opportunity in considering how best to meet the needs of residents within Oneida County.

Reference Chart: 2.7

Chart 2.7: Cancer Indicators

CHIRS							
Indicator	Data Years	Oneida County		NYS excluding NYC		New York State	
		Numerator	Percentage/ Rate/ Ratio	Percentage/ Rate/ Ratio	County Rate Significantly Different from NYS excluding NYC	Percentage/ Rate/ Ratio	County Rate Significantly Different from Statewide
Age-adjusted lip, oral cavity and pharynx cancer mortality rate per 100,000	2013-2015	21	2.1	2	No	2.1	No
Colon and rectum cancer mortality rate per 100,000	2013-2015	123	17.6	16.7	No	15.6	No
Age-adjusted lung and bronchus cancer incidence rate per 100,000	2013-2015	707	75.3	66.3	Yes	59.2	Yes
Age-adjusted female breast cancer incidence rate per 100,000	2013-2015	605	131.5	139.5	No	132.8	No
Age-adjusted cervix uteri cancer incidence rate per 100,000	2013-2015	21	5.7	7	No	7.8	No
Age-adjusted ovarian cancer incidence rate per 100,000	2013-2015	78	16.7	12.5	No	12.2	Yes
Age-adjusted prostate cancer incidence rate per 100,000	2013-2015	514	112.1	121.8	No	123.4	Yes
Age-adjusted melanoma cancer mortality rate per 100,000	2013-2015	26	2.9	2.4	No	1.9	No
Percentage of women (aged 50-74 years) who had a mammogram between October 1, 2014 and December 31, 2016	2016	927	68	65	No	71.2	No

Source: CHIRS; 2013-2016. **BOLD** – indicates opportunity; Oneida County performed significantly worse than Statewide number.

County Health Rankings

Oneida County currently ranks 37 out of 62 counties for measures relating to health factors, and 49 out of 62 counties for factors that influence health outcomes in the County (table below). The County's rank for health outcomes has decreased (improved) from 51 in 2018 to 49 in 2019. Similarly, in terms of health factors, Oneida County experienced an improvement in performance from 41 in 2018 to 37 in 2019.

Ranking Category: Out of 62 NY Counties	Year 2016	Year 2017	Year 2018	Year 2019	Trend
Health Outcomes: based on mortality and morbidity	Rank: 43	Rank: 52	Rank: 51	Rank: 49	Improvement
Health Factors: based on behavioral, clinical, social, economic and environmental factors	Rank: 47	Rank: 52	Rank: 41	Rank: 37	Improvement

Data source: County Health Rankings & Roadmaps; funded by the Robert Wood Johnson Foundation. See Appendix I.

Oneida County remained relatively consistent across most health outcome measures from 2018 to 2019, with an improvement in ranking for “length of life.” However, the number of premature deaths rose from 6,900 to 7,100 (2.8%). The ranking for quality of length increased slightly (a dip in performance), but its measures remained consistent.²⁵

Oneida County also remained relatively consistent across most health behavior metrics from 2018 to 2019, with an overall improvement in ranking from 43rd to 36th. Areas where Oneida County improved include physical inactivity, the teen birth rate, and sexually transmitted infections. However, the percentage of adult obesity increased. Adult smoking, excessive drinking, and alcohol-impaired driving deaths remained consistent during this timeframe. Primary research also supports this, as nearly half of online survey respondents (46.8%) report participating in less than 30 minutes of physical activity per day.

Oneida County saw an increase in performance for clinical care measures, ranking 29th in 2018, and improving to 18th in 2019. Measures where Oneida County has improved include: the percentage who are uninsured, number of patients per dentist, and number of patients per mental health provider. Measures where Oneida County has decreased performance include preventable hospital stays and mammography screening. Diabetic monitoring data was not reported in 2019, and the ratio of patients per primary care physician remained consistent. Primary research also supports this need, as many participants in the online survey noted the urgent need for more resources related to mental health and substance use disorders. Promoting well-being (increasing the ability for people to properly adapt to stress and negative experiences) was a top health issue for 39.0% of online survey respondents.²⁶

Oneida County's ranking for social and economic factors experienced a dip in performance, from 43 in 2018 to 47 in 2019. Measures where Oneida County has improved include the high school graduate rate, children in poverty, and children in single-parent households. Oneida County has decreased performance related to the unemployment rate,

^{26, 26, 27} Source: Appendix F – Oneida County Health Outcomes and Health Factors

violent crime rate, and the number of injury deaths. The percentage of those who have completed some college, income inequality, and social associations remained consistent. Year to year comparison is also available.²⁷

Environmental Risk Factors

Oneida County's ranking for physical environment measures worsened slightly, from 30 in 2018 to 31 in 2019. All measures in this category remained relatively unchanged during this time period, except for air pollution-particulate matter days which improved slightly.

Interestingly, the Heat and Health Profile Report for Oneida County tells a slightly different environmental story. Average annual temperatures have been steadily increasing over the last several decades and are projected to continue to increase over the next century. While much of Oneida is considered to be a low heat vulnerability zone, there is a small pocket within Oneida that is a highly vulnerable zone. To combat rising temperatures, the NYSDOH provides the addresses and contact information of cooling centers available locally at <https://www.health.ny.gov/environmental/weather/cooling/>. The NYSDOH has also created an educational tool to notify the public about the health impacts of heat and is one of 6 agencies that sponsors Climate Smart Communities in New York State to reduce greenhouse gases.²⁸



Policy Environments

Improving the health and well-being of the population requires the implementation of public health approaches that focus on achieving health equality. This strategy focuses on emphasis of social determinants of health which is

²⁸ Source: <https://www.health.ny.gov/environmental/weather/profiles/docs/oneida.pdf>

defined by Healthy People 2020 as the conditions in the environment in which people are born, live, work, worship, and age that affect a wide range of health, functioning, and quality-of-life outcomes and risks. Determinants include social and economic opportunities, education, safety in neighborhoods and communities, the quality of physical environments (e.g., the cleanliness of water, food, air, and housing), and social interactions and relationships. Health behaviors and access to health care are also important factors (source: NYS Prevention Agenda 2019-2024). The foundation of improving health outcomes is the development of policies and programs that aim to have a positive impact on health. These policy changes also embrace the Healthy Aging to support the State's commitment to making New York the first age-friendly state. In addition, the NYSDOH Prevention Agenda outlines goals to prevent chronic disease which include "improving community environments that support active transportation". Environmental conditions where people live work and play influence the quality of life and health status of individuals both positively and negatively and can be considered the root causes of poor health status and health outcomes including quality of life and length of life. From the availability of community-based resources that support healthy lifestyle and opportunities for recreational and leisure-time activities to availability of resources to meet daily needs such as housing and food securities, transportation and built environments, such as buildings, sidewalks, bike lanes and roads, OCHD, RMH & MVHS are fully engaged in continued collaborative work to address the social, economic, and physical conditions that contribute to health outcomes through further policy development. Specific efforts have focused on the following:

- Through the work of the Oneida County Health Department's Cancer Prevention in Action Program which supports cancer prevention and risk reduction interventions using policy, systems and environmental changes, policies were adopted in the area of sun safety, preventing and reducing skin cancer.
 - Outdoor worksite sun safety policies were adopted by various villages, cities, employers and community organizations
 - Outdoor Recreation sun safety policies were adopted by local villages and community organizations
 - Childcare sun safety policies were adopted by local daycare organizations
- All parks in Oneida County are designated as smoke free (including all city, town and village parks)
 - Select areas in the county are also designated as smoke free, including playgrounds, youth athletic fields, and property used for general recreational purposes.
- Building Complete Streets
 - Complete streets are designed and operated to enable safe access for all users, including pedestrians, bicyclists, motorists and transit riders. Community members of all ages and abilities need to be able to safely move along and across streets safely.
 - Several communities in Oneida County have adopted Complete Streets resolutions or policies, including Boonville, Clinton, Holland Patent, Whitestown and the City of Utica.
 - Examples of Complete Street implementation projects include work in the village of Boonville redesigning a crosswalk that crosses a busy state route and connects the village to a large park. The city of Utica added bike lanes to city streets.
- Developing Healthy Food Policies
 - The Oneida County Health Department has worked with over 25 Oneida County worksites to develop policies that support healthy food choices.
 - Oneida County continues to support a variety of policy driven initiatives focusing on healthy eating, including:
 - Healthy snack policies and guidelines for pre-school, school-age and senior residents including recent programs at the Erwin Library and Dodge-Pratt-Northam Community Center in Boonville, educating staff on setting guidelines for nutritious food options for various populations. (Source: <https://ocgov.net/oneida/content/oneida-county-aims-improve-healthy-eating-habits>)

Community Assets and Resources

Oneida County has deployed a number of assets and resources available to address the health needs of the community. This section provides an overview of resources including Oneida County Health Department, Healthcare Facilities, Transportation, Media resources and Community-based Health and Human Service Organizations.

Oneida County Health Department

The County Health Department provides a broad range of public health services. The overarching mission of the health department is “*Promoting and Protecting the Health of Oneida County*”. The Oneida County Health Department’s strategic plan guides the work that focuses on promoting and protecting the health of the community by putting into practice the quality standards of public health accreditation, which are designed to drive continuous quality improvement focusing on increasing the value and visibility of public health through accountability²⁹. Workplan goals, objectives and tasks support the strategic priorities including:

- Accountability and Improved Practice of Public Health
- Quality Improvement & Performance Management
- Health Education & Marketing
- Collaboration & Information Sharing
- Workforce Development
- All Hazards Emergency Operations Plans

With a strong commitment to quality improvement, OCHD is continuing in their pursuit of meeting the standards of the national Public Health Accreditation board.

Providers and Healthcare Services

According to the New York Physician Workforce Profile (2014 Edition)³⁰, there are 621 physicians practicing in Oneida County, and 265 physicians per 100,000 population, of which 96 primary care physicians per 100,000 population. There is evidence of shortages in select specialty areas including psychiatry. Physician recruitment and retention continues to be of paramount priority for both primary and specialty care. Limited physician availability can directly impact patient ability to have an assigned provider as well as timely access for routine, urgent and chronic disease management, and most importantly, preventive care.

Oneida County has 4 medical facilities and a number of multi-provider partnerships, with some being affiliated with medical centers. The following hospitals provide care to residents of Oneida County, and may extend services to neighboring countries:

- **Faxton-St Luke's Healthcare (affiliate of Mohawk Valley Health System) St. Luke's Campus (New Hartford/Utica):** has 370 inpatient beds and is a level II Special Care Nursery and a designated Primary Stroke Center. The hospital has extension clinics providing primary care, pediatrics, renal dialysis services, and various specialty care services.
- **Faxton-St Lukes Healthcare (affiliate of Mohawk Valley Health System) Faxton Campus (Utica).Faxton Division (Utica).** This location provides outpatient Cancer Care, Urgent Care, Outpatient Rehabilitation, Medical Imaging, Diabetes and Dialysis Care. This site does not have inpatient beds.
- **Rome Memorial Hospital, Inc** has 130 inpatient beds, 80 skilled nursing beds, and is a Level I Perinatal Center. The hospital has extension clinics providing primary care, prenatal care, outpatient treatment for chemical dependency, as well as a broad array of outpatient diagnostic and treatment services.

²⁹ Source: <https://ocgov.net/sites/default/files/health/DataPublications/AnnualReports/AnnualReport2018FINAL.pdf>

³⁰ Source: http://www.chwsny.org/wp-content/uploads/2015/07/2014_NY_Physician_Profile_Full_Version.pdf

- **St. Elizabeth Medical Center** (affiliate of Mohawk Valley Health System)(Utica) has 201 inpatient beds and is a level III Trauma Center. The hospital has extension clinics providing primary care, physical and occupational therapy, and various specialty care services.

Source: NYSDOH NYS Health Profiles: <https://profiles.health.ny.gov/hospital#5.79/42.868/-76.809>

Primary care is provided by a network of independent practices, practices affiliated with the hospitals and federally qualified healthcare centers. Because of the lack of access to primary care and consumer demand for walk-in services, multiple urgent care offices enhance access to care, especially during the weekend and evening hours.

According to the New York State Department of Health, Oneida County continues to experience a significantly higher rate of preventable hospital stays in comparison to New York State.³¹ In addition, Oneida County has a significantly higher rate of emergency room visits.³² The community will continue to focus efforts to reduce avoidable hospitalizations. Collaboration among healthcare providers will be essential to identify community health needs, healthcare challenges and define quality objectives aimed to reduce avoidable hospitalizations.

Additionally, Oneida County continues to serve an increasingly diverse population, with specific acknowledgement of the vast refugee population. Acknowledging, addressing and creating an environment of cultural sensitivity, as well as understanding racial and ethnic customs will be critical, as well as paying specific attention to various social determinants of health to begin to understand and address the fundamental reasons for avoidable hospitalizations.

Transportation

- The Central New York Regional Transportation Authority (CENTRO) provides public transportation via bus within and between the counties of Oneida, Cayuga, Onondaga and Oswego. An accessible fleet of buses is available for persons with disabilities.
- There are also various non-emergency transportation services available through Medicaid Transportation Management. Source: Medicaid Transportation Management: <https://www.medanswering.com/locations/nys/hvri/oneida/oneidatp/>
- Ride share services including Uber and Lyft are also available for residents of Oneida County.

Local Media (social media) Resources

OCHD, RMH and MVHS utilize various social media platforms (including their organization's respective tools) to build community awareness of resources, programs and services available to community members. Partnerships with local media outlets serve as vehicles to promote news events.

Community-Based Organizations

OCHD, RMH and MVHS will continue to engage with collaborative community partners to provide services which facilitate alignment with the priority areas. Continued collaboration and communication with and among community-based organizations will be essential to achieve demonstrated improvement with respect to the identified priority areas. Community-based agencies and organization providing services that directly impact and drive activities, services and provisions for resources will need to remain engaged partners with OCHC, which will enable partners to recognize the impact of mobilizing resources to achieve goals as they relate to the priority areas as well as a forum to discuss continued barriers and identify opportunities for improvement to achieve identified goals.³³ In addition, community members have access to broad range of community services that are promoted through "Mid-York 2-1-1" program is a free service that provides access to a comprehensive listing of health and human service resources in Madison, Oneida and Herkimer counties. Residents can call and speak with a counselor that can direct residents to

³¹ Source: <https://www.countyhealthrankings.org/app/new-york/2019/rankings/oneida/county/outcomes/overall/snapshot>

³² Source: <https://health.data.ny.gov/Health/All-Payer-Potentially-Preventable-Emergency-Visit-/fu9t-24b3>

³³ Source: Appendix E - Community Health Resources

services. Additionally, the website provides a comprehensive listing of services in the areas of health, counseling & Mental Health, and Housing & Utilities.³⁴

Stakeholder & Community Engagement Process to Conduct Assessment

The Community Health Assessment process (CHA) for development of the Oneida County CSP and CHIP for the 2019-2021 period involved a strategic planning team with representatives from OCHD, MVHS and RMH. Over the past several years, this strategic leadership team has benefited from a long-standing collaborative partnership that has facilitated positive outcomes with activities taken with regards to health priorities detailed in the 2016-2018 CHA/CSP/CHIP.

The planning team concurred that the data indicated a need to pivot priorities to effectively address emerging community health needs. The consensus to shift health need priorities was based upon input from key community stakeholders and the community as outlined below.

In March 2019, the planning team convened key community stakeholders representing agencies and organizations that provide and guide delivery of health care services to residents in Oneida County. The purpose of the Stakeholder Conference was to engage stakeholders in Prevention Agenda Planning, gather feedback and gain insights on health issues and to inform the group of the 2019-2021 CHA/CSP timeframe.

Attendees were provided an overview of the 2019-2024 NYS Prevention Agenda priorities which focused on the following areas:

- Prevent Chronic Diseases
- Promote a Healthy & Safe Environment
- Promote Healthy Women, Infants, & Children
- Promote Well-being and Prevent Mental and Substance Use Disorders
- Prevent Communicable Diseases

The planning team reviewed demographic and health data as it aligned with each of the Prevention Agenda priorities and held targeted discussions for each of the priority areas as well as current population-based health data including discussion regarding risk factors.

The Planning Team also shared the newly identified two new Prevention Agenda focus areas including **social determinants of health**, defined as “The conditions in which people are born, grow, live, work and age.” Factors include childhood experiences, housing, education, social support, family income, employment, access to health care and communities. Social determinants of health are the underlying cause of today’s major societal health dilemmas including obesity, heart disease, diabetes, and depression.³⁵ **Health Across All Policies (HAAP)** was created to identify and strengthen the ways that all state agencies can have a positive impact on health. This became a priority as NYS recognized that a community’s greatest health challenges are complex and often linked with other societal issues that extend beyond health care and traditional public health activities.³⁶ The **Age-Friendly New York State** initiative was developed in 2017 as an outcome of NYS being designated by AARP as the first “Age Friendly State.”

³⁴ Source: <http://www.211midyork.org/>

³⁵ Source: https://www.who.int/social_determinants/en/

³⁶ Source: https://health.ny.gov/prevention/prevention_agenda/health_across_all_policies/

In an effort to assess age friendliness and livability in Oneida County, the Oneida County Age-Friendly/Livable Communities initiative distributed county wide consumer and partner surveys. The surveys looked at the availability and quality of community features that impact the wellbeing of older adults. Overall, the majority of consumers rated their community as either “good” or “very good” as they age/ When asked how friendly outdoor spaces are, the majority of consumers rated as “good” or “very good”, and the majority of partners rated the local outdoor space amenities as “Important” and “extremely important” to the lovability of their community. In the area of transportation, consumers were also asked how “age-friendly public transportation was” in their communities, and over 30% reported as “very good” or “good”. In the area of health and wellness, the majority of consumers considered themselves as physically active, and partners rated high the importance of health amenities. The Age-friendly/Livable Communities Initiative will work to refine preferences and priority areas through focus group research and workgroup meetings “full report available through the initiative).

To support NYS’s commitment in creating age-friendly communities, the State will set a goal of making fifty-percent of all health systems age-friendly within the next five years, which will include the establishment of age-friendly Emergency Rooms that will be better equipped to provide care to aging New Yorkers with cognitive and physical disabilities. An Age-Friendly Health System is one in which every older adult’s care is guided by an essential set of evidence-based practices, known as the “4 M’s”(What **M**atters, **M**edication, **M**entation, and **M**obility). When implemented together, the 4Ms represent a broad shift by health systems to focus on the needs of older adults.^{37, 38}

To further the discussion described above pertaining to social determinants of health, community stakeholder participants engaged in brainstorming exercise to identifying factors that positively and negatively impact the ability to drive determinants including environment, education, health care access, behavioral health, housing, and poverty, among others.³⁹ Lastly, through the stakeholder engagement, they were asked to electronically rank top issues through an electronic poll ranking exercise. Findings from the exercise were compiled and utilized by the strategic planning team to rank priorities.⁴⁰ The Health Coalition Steering Committee was also solicited for input in prioritizing issues after the stakeholder conference. The committee convened to review the top-ranking priorities identified during the stakeholder meeting and narrow the broader list of priorities to identify the top 3 priorities.

The strategic planning team also developed a mechanism to collect community perspective on health needs and priorities in the community through an on-line/in-person survey. The survey was launched in June 2019 and was promoted through distribution of press releases, posting on multiple social media platforms, in addition to being distributed electronically to the following entities: Oneida County Health Coalition general membership, Oneida County Youth Services Council, Runaway and Homeless Youth committee, municipalities (including all mayors, town supervisors and county clerks), and all Oneida County and County Health Department staff. Other stakeholder partners that promoted the survey to community members but not limited to the following: The Neighborhood Center, MVHS, RMH, Rome Chamber of Commerce, Resource Center for Independent Living, Healthy Families of Oneida County, Rome City School District, Resource Center for Independent Living, New York State Association of County Health Officials, the Community Foundation of Herkimer and Oneida Counties, Inc., Child and Adult Care Food Program/Family Day Care, and the City of Sherrill, among other agencies and organizations within the community.

The survey was also distributed in-person to clients/community members at the following organizations: Community Health Worker Services program, Neighborhood Center, Child and Adult Care Food Program/Family Day Care,

³⁷ Source: https://www.aarpinternational.org/File%20Library/AARPTheJournal/Cuomo_AARPTheJournal2018.doi.10.26419-2Fint.00001.008.pdf

³⁸ Source: http://www.jhi.org/Engage/Initiatives/Age-Friendly-Health-Systems/Documents/IHIAgeFriendlyHealthSystems_GuidetoUsing4MsCare.pdf

³⁹ Source: Appendix D – Social Determinants of Health (Positive and Negative)

⁴⁰ Source: Appendix C – Community Stakeholder Meeting – Poll Exercise Ranking

Parkway Center, Utica Community Health Center, Harts Hill Elementary School, Women, Infants and Children (WIC), Upstate Cerebral Palsy, Utica Urban Market, Rome and MVHS prenatal clinics, and various vendors (including the Boonville Fair). Findings from the survey were also compiled, ranked and shared for prioritization. Additional details for each primary research efforts are detailed within this section.

In late fall of 2019, Oneida County Health Department partnered with Research and Marketing Strategies, Inc. (RMS) to conduct focus group research. This research project was designed to better understand Oneida County patient experiences and perceptions related to healthcare services and needs. Key topical discussion areas included:

- (1) understanding the availability of medical services in Oneida County and what barriers community residents experience;
- (2) understanding the accessibility of medical services in Oneida County and what barriers community residents experience; and
- (3) understanding the key community needs within the County from the perspective of community residents.

The focus group research is part of Oneida County Health Department’s strategic focus to enhance healthcare availability and resident experience. The goal of the focus groups was to obtain direct community member feedback (perceptions, thoughts, suggestions) that can be used by the Oneida County Health Department team as it seeks to support and enhance the County’s healthcare service programs.

Focus group participants voluntarily identified themselves as interested in participating in the three targeted regions; (1) Utica, (2) Rome, and (3) Camden. Oneida County Health Department shared the focus group opportunity with local organizations. RMS then screened interested individuals based on criteria provided by the Oneida County Health Department.

A total of 29 individuals participated in the groups. The table below indicates the breakouts.

Group	# of participants	Location	Dates	Time period
Group 1	10	Utica Library / Utica, NY	11/19/19	9:30 am – 11:00 am
Group 2	9	Jervis Public Library / Rome, NY	11/19/19	1:30 pm – 3:00 pm
Group 3	10	Camden Public Library / Camden, NY	11/19/19	4:30 pm – 6:00 pm

4. Patient feedback was provided in the following topical discussion sections:

- 1) Availability of healthcare services;
- 2) Accessibility to healthcare services;
- 3) Gaps in area health care resources;
- 4) General community healthcare needs; and
- 5) Understanding what “staying well” means to participants.

The top three health care need themes indicated by the focus group participants are:

1. Preventing mental health disorders (depression, suicide, etc.); (48%);
2. Preventing substance use disorders (opioids, etc.); (38%), and
3. Preventing chronic disease and encourage greater chronic disease management; (31%).

Social determinants of health were also discussed and ranked during the focus group sessions and include: Transportation, Economic Conditions – Poverty Status, Friends – Social Relationships, Housing, Education and Environmental Factors. Participants identified Transportation and Economic Conditions – Poverty Status as having the most impact on one’s health. Additionally, factors identified discussed and ranked during the focus group align with those identified during the Oneida County Stakeholder Conference. Reference: Appendix D.

The focus groups validated the priority areas and provided additional depth into the challenges residents face accessing healthcare services, including primary care and mental health, which are critical to impacting the identified health priorities. The Oneida County Health Department, Mohawk Valley Health System, and Rome Memorial Hospital will review the full outcomes of the report and work toward meeting the community needs.

The qualitative research study consisted of three (3) focus groups conducted among Oneida County community residents who utilize healthcare services. A total of twenty-nine (29) participants provided feedback during the focus group discussion sessions and their responses were analyzed. This Key Takeaway Section highlights the key findings from the fieldwork.

- Almost half of the participants (48%) rated overall county healthcare service availability as a “3 - Satisfactory,” on a 1 to 5 scale with “1” being “Very difficult” and “5” being “Excellent.” The majority agree that available services in the Oneida County area are adequate and offer variety. Rural areas seemed to be lacking services. Some identified missing services which include: eyecare, dental, counseling, mental health services, some primary care, specialists, and pediatrics subspecialties.
- Almost three quarters of the participants (72%) have gone outside the area for healthcare services. The participants shared they went out of the area for services that included: follow-ups, a total knee replacement, dental services, high risk pregnancy care, cancer treatment, bariatric care, neurology, PET scan, eye surgery, urologist, pediatric dental, eyecare, eyecare specialist, respiratory care, orthopedics, outpatient for rehab (drugs and alcohol), primary care, heart surgery, root canal, pediatric neurology, functional medicine, chemotherapy, surgery, oncology, hematology, and pediatrics (orthopedics, dental, oral surgeon, and eye specialist).
- When participants were asked what it would take to rate the availability of services higher, they suggested providing doctors that can treat and also accept the insurance of the participants, decreasing the turnover of providers in the area, providing more doctors that offer specialty healthcare services, offering more bilingual and cultural sensitive providers, providing more dental services, having more practices that are open and accepting new patients, offering more mental health services, and decreasing the wait time to see a provider (getting an appointment to be seen).
- Slightly more than half of the participants (62%) rated overall accessibility as a “2 – difficult or 1 – very difficult” on a 1 to 5 scale with “1” being “Very difficult” and “5” being “Excellent.” The vast majority of the participants (93%) feel there are barriers for individuals to access healthcare. The top barriers the participants shared are:
 - doctors not being in-network or not accepting a participant’s insurance (34%),
 - difficulty in making an appointment in a timely manner (28%),
 - transportation barriers (21%), and

- limited providers and/or specialty providers in the area (17%).
- When participants were asked what it would take to rate the accessibility of services higher, they suggested adding more local providers, including more specialty providers in the area, allowing for more appointment availability {including nights and weekends}, and replacing providers that retire in the area. They also suggested providing a map of providers who are located on bus routes to help with the transportation barrier.
- The factors/issues that the participants personally find frustrating to accessing care include: finding a dentist that takes the participant's insurance without waiting six months to be seen, having to conduct extensive research to figure out how to access the needed healthcare, transportation challenges to specialists, appointment times not being adhered to by the provider (always late), lack of quality care covered by insurance, providers not conducting all needed services (needing multiple providers for one issue), lengthy wait times to see specialists for an appointment, lengthy wait times to see a new provider for an introductory appointment, the travel distance to providers (miles), limited provider choices that accept participants insurance, long waits for physicals and routine care (children), lack of available hours, as well as lack of mental health services and addiction services.
- Focus group participants rated their level of familiarity with the term "midlevel provider" as an average 2.6 on a 1 to 5 scale with "1" being "Not at all familiar" and "5" being "Very familiar," but when they were informed that a "midlevel provider" defines as a Nurse Practitioner (NP) or a Physician Assistant (PA) awareness was increased significantly.
- About a third of participants have heard of the term telemedicine. The majority of participants were open to the idea of trying telemedicine. Many participants were open to the idea of calling a nurse triage line and felt a nurse could put their mind at ease or advise them to be seen by a medical professional.
- None of the participants use the Oneida County Health Department (OCHD) as a resource for finding area medical care.
- The top three health care need themes indicated by the focus group participants are :
 - Preventing mental health disorders (depression, suicide, etc.); (48%);
 - Preventing substance use disorders (opioids, etc.); (38%), and
 - Preventing chronic disease and encourage greater chronic disease management; (31%).
- All participants agree staying well is a personal responsibility and everyone has room for improvement in staying healthy. The overall consensus of staying well included a broad scope incorporating mental, emotional and physical health. Some barriers to staying well include; one's personal finances, staying focused on wellness, and the challenges of life such as needing to take care of others.

Detailed information regarding the focus group, including findings will be available in 2020.

Methods for Selection of Priority Areas

The Strategic team held a planning meeting to engage in discussion to prioritize the 10 needs themes identified through the primary data collected for the CSP/CHIP.

RMS Healthcare facilitated the discussion. The team was given a brief overview of the overall purpose and goal of the OCHD, MVHS and RMH CSP/CHIP, followed by a review of the tools and processes used for both primary and secondary data collection/analysis as well as insight on the strategies executed to engage community partners and residents. The team was also provided insight on how this exercise and group discussion will form the foundation of a new CSP/CHIP that will guide the strategic planning team's development in collaboration with OCHD, MVHS and

RMH of strategies to improve health outcomes and mitigate barriers to care in their population, over the next three years.

Participation of the Strategic Leadership team

Following the primary and secondary research gathering phase of the CHA, the strategic planning team invited additional influential key stakeholders within each of the partnering organizations (OCHD, MVHS and RMH) to participate in a larger discussion focusing on the interactive portion of the workshop. The larger group would be instrumental in supporting and endorsing operational change within each organization at a system level. The needs themes identified represent a collaborative culmination of top-ranking findings from both forms of primary research, including the stakeholder conference poll ranking exercise and the on-line/in-person survey ranking of priorities. Each of the ten needs themes that emerged in the data collected during the CHA were shared and reviewed with the group. The non-ranked needs themes are as follows:

FOCUS AREA & GOAL	PRIORITY AREA
Prevent Mental Health Disorders and Prevent Mental and Substance Use Disorders.	MHSU
Prevent substance use disorders (opioids, etc.) and Prevent Mental & Substance	MHSU
Healthy eating and food security (access to healthy and affordable foods) / Healthy Eating & Food Security	PSE
Chronic Disease Preventive care and management	PCD
Child and adolescent health (social-emotional relationships, children with special health care needs, dental health)	PHWIC
Tobacco prevention (including electronic vaping products)	PCD
Focus on water quality	PSE
Reduce Injuries, Violence & Occupational Health	PSE
Cross Cutting Healthy Women, Infants, & Children	PHWIC
Promote Well Being	MHSU

MHSU = Promote Mental health and Prevent Substance Use

PCD = Prevent Chronic Disease

PSE=Promote a Healthy and Safe Environment

PHWIC = Promote Healthy Women Infants and Children

Source: Community Health Assessment Steering Committee Ranking tool, 2019

The objective of the interactive discussion was to have senior leaders review the ten identified themes and strategically narrow and identify the top two most critical issues that 1) are most appropriate for OCHD, RMH, and MVHS to address, and 2) the partnering organizations have the collective capacity to actively address to drive impactful and sustainable improvement in the health priorities.

Next, the team engaged in a targeted ranking exercise to rank and prioritize the most important and impactful needs themes. Participants were asked to rank each of the ten needs themes (on a scale from 1 to 5) based on the following eight performance indicators:

- 1) **The extent the health need theme issue is sensitive or political** – the extent in which there would be significant impact that the sensitivity or political influence of the priority need theme would have a negative impact in the overall influence of the theme.
- 2) **The estimated financial costs to making a positive impact** – Reflects the extent to which funding can be sought and secured and or have significant impact on achieving goals.
- 3) **There is attention or focus already underway to address by other organizations/ institutions** – The extent to which the need theme identified has already been adopted by an organization/institution which could impact the overall success of achieving positive influence with the overall priority.

- 4) **The extent that the need theme will impact multiple stakeholder groups** – The extent to which the priority area impacts multiple stakeholders and which the stakeholders can establish a unified mission and vision to achieve positive change.
- 5) **Multiple hospital departments have vested interest in the outcome** – the extent to which strategies and goals (associated with priority) can be supported by engagement, collaboration and cooperation among various departments, and across organizations.
- 6) **Failure to act or address will exacerbate the issue significantly** – the extent to which the priority area demonstrates evidence that Oneida County is underperforming and not acting on priority will have further negative impact on the identified health disparity.
- 7) **The community perceives the health care need to be significant** – the extent to which the priority selected is mutually agreed to be a priority.
- 8) **Addressing the health care need falls within the scope of OCHD, MVHS and RMH** – the extent to which the priority area selected is mutually identified and that selected goals and strategies align with the priorities of all partnering organizations.
- 9) **Do you feel that activities selected can be evidence-based and in alignment with the prevention agenda action plan** – this factor considers the support of evidence-based strategies develop by the NYSDOH will effectively align with the designated health need priority and provide meaningful direction to positively impact change.

The strategic team reviewed the top-ranking priorities, considering vital issues in the community that require immediate and sustainable solutions. The goal will be to ensure the development of goals which are strategic, measurable, attainable, relevant and time sensitive that will have positive impact on driving change to improve NYS Prevention Agenda Priority Rankings. This important step allowed the strategic team to exchange ideas, perspectives and opinions regarding some of the vital issues in the community that require immediate and sustainable solutions. The overarching strategy of the Prevention Agenda is to implement public health approaches that improve the health and well-being of the entire population to achieve health equity, with a focus on addressing social determinants of health.

As an outcome of this ranking exercise, the team identified two priorities which have current significant influence in impacting the overall improved health of the community. Following this meeting OCHD, MVHS and RMH once again solicited input of the Health Coalition Steering Committee where the top three priorities were presented and narrowed once again to the top 2 CHIP priorities. The team also recognized that each of the priorities are not mutually exclusive and agreed that select priorities were identified as goals that would support and align with the two selected priority areas. The strategic exercise of establishing goals and strategies will be completed by a small ad-hoc group that will work collaboratively in the development of the CHIP.

Finalizing the Needs Themes

The strategic team discussed each of the performance indicators discussed above. This process led OCHD, MVHS and RMH to select the following two needs themes as the key focus in the upcoming CHIP:

- **Priority 1: Prevent Opioid overdose deaths**
 - **Interventions:** Buprenorphine in the Emergency Department, with facilitated referral to treatment, access to Medication Assisted Treatment (MAT) in the community, access to Narcan in the community, reduce analgesic opioid prescribing, data surveillance

- **Priority 2:** Promote use of evidence-based care to manage chronic disease, including prevention of chronic disease. Disparity: Socioeconomic, rural
 - **Interventions:** Hospital/physician team-based approach to chronic disease care in cooperation with community-based agencies, community prevention education

The goal of the prioritization is to determine which need areas OCHD, MVHS and RMH will incorporate into its strategic initiatives and focus on over the next three years.

Community Health Priorities Over Time

The Planning Team outlined its successes and challenges and obtained input from the Steering Committee on areas for improvement and identified other potential partners or resources that could support CHIP Work Group activities. As a result of the dialogue, the OCHD Steering Committee reaffirmed that the Planning Team and Work Groups should continue their efforts to address the CHIP focus areas and goals outlined in the 2019- 2021 CHIP. *The 2019-2021 CHIP will be the roadmap which will guide the OCHD Steering Committee, Planning Team and Work Group in monitoring progress and achieving identified goals associated with the key priority areas.*

OCHD, MVHS and RMH's commitment to addressing community needs is reflected in the Community Service Plan report which is updated annually. Measurable outcomes have, are, and will be reported to the community annually on the OCHD, MVHS and RM's respective website, regarding the Community Health Improvement Plan through the annual Community Service Plan (CSP) Report. Progress on addressing community health priorities will be readily available to the public on OCHD, MVHS and RMH's website and through various social media venues to educate and build awareness among the public.

The entire report will be available on each partnering organization's websites, announced on various social media platforms and will be shared with various committees and coalitions.

Appendices

- I. **Appendix A** — Oneida County Community Health Assessment Stakeholder Conference presentation
- II. **Appendix B** — Online/In-person Survey Findings
- III. **Appendix C** — Community Stakeholder Meeting – Poll Exercise Ranking
- IV. **Appendix D** — Social Determinants of Health (Positive and Negative)
- V. **Appendix E** — Community Health Resources
- VI. **Appendix F** — Oneida County Health Outcomes and Health Factors
- VII. **Appendix G** — Rome Memorial Hospital Patient & Family Resource Guide
- VIII. **Appendix H** — MVHS Community Resources
- IX. **Appendix I** – Community Health Improvement Plan (CHIP) 2019-2021

*A collaboration by Oneida County Health Department, Mohawk Valley Health System, Rome Memorial Hospital, and
HealtheConnections Population Health Improvement Program*



**ONEIDA COUNTY
COMMUNITY
HEALTH
ASSESSMENT**

**STAKEHOLDER
CONFERENCE**

Welcome!

1

- Sign in to WiFi Network: **135 Clinton street**
- Password: **passport**

2

- Visit **Slido.com**

3

- Enter code **#OC19**

Introductions

- ACR Health
- Boilermaker Road Race
- BRiDGES
- Center for Family Life and Recovery
- CNYHHN, Inc.
- Cornell Cooperative Ext.
- Empowered Pathways
- Excellus BCBS
- HealtheConnections
- Herkimer-Oneida Counties Comprehensive Planning Program
- Hospice & Palliative Care
- Insight House
- Kids Oneida
- Mid York Library System

- Mohawk Valley Health System (MVHS)
- Mohawk Valley Housing & Homeless Coalition
- Mohawk Valley Perinatal Network
- Mohawk Valley Resource Center for Refugees
- MVCAA
- MVP Healthcare
- MV Psychiatric Center
- Nascentia Health
- Neighborhood Center
- OC DSS/Medicaid
- OC Health Dept.

- OC Mental Health Dept.
- OC Office for the Aging
- OC Public Market
- OC Workforce Dev.
- Parkway Center
- Planned Parenthood
- RCIL
- Regional Primary Care Network
- Rescue Mission of Utica
- Rome Memorial Hospital
- The House of the Good Shepherd
- United Way
- Upstate Family Health Center
- WIC
- YMCA Greater Tri-Valley

Goals of Today's Meeting

Engage stakeholders in Prevention Agenda planning

Gather feedback and insights on health issues

Inform the Oneida County Community Health Assessment

Plan for Today

Background

Health data

Discuss & prioritize

Social determinants

Discuss & report out

BREAK

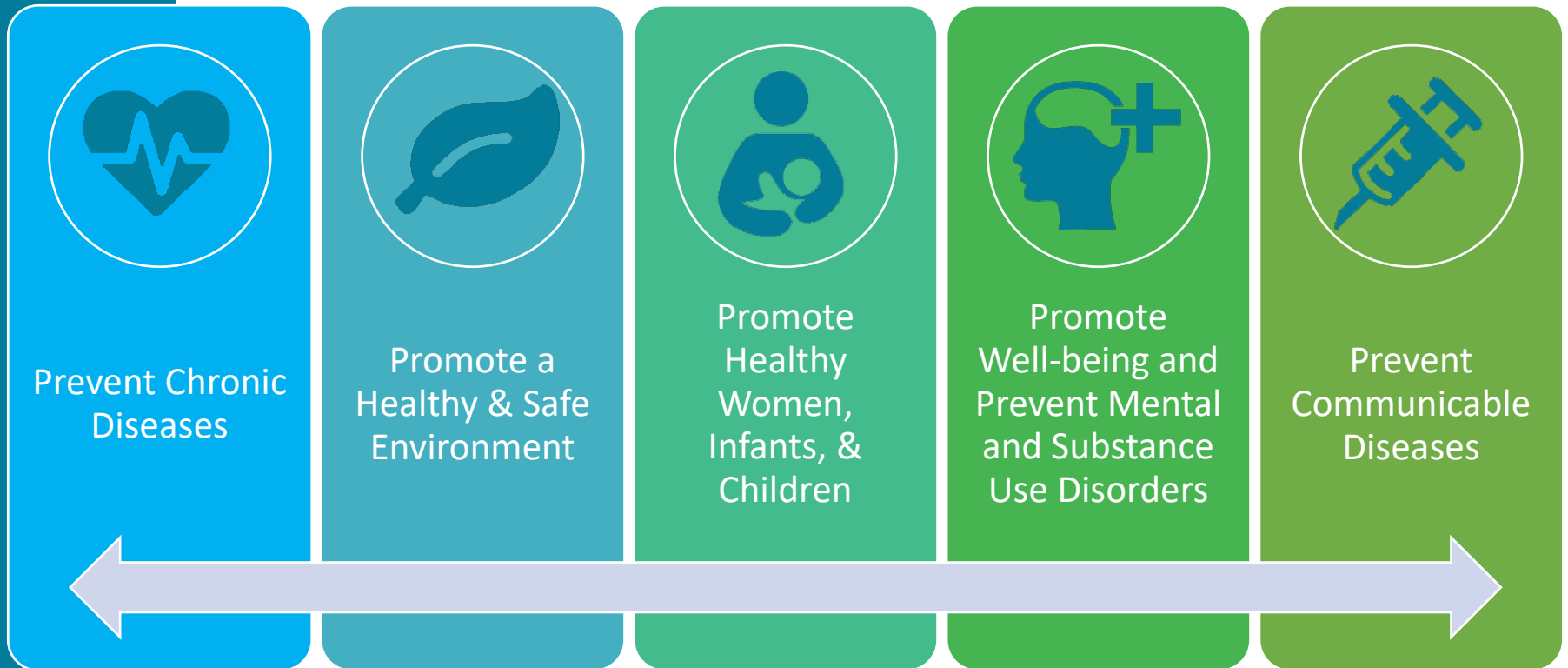
Background on the NYS Prevention Agenda

NYS Prevention Agenda

- Statewide initiative
- Plan for improving health and reducing health disparities



NYS Prevention Agenda 2019-2024



NYS Prevention Agenda 2019-2024

NEW FOCUS

SOCIAL DETERMINANTS OF HEALTH

The social determinants of health are the conditions in which we are born, we grow and age, and in which we live and work. The factors below impact on our health and wellbeing.



Childhood experiences



Housing



Education



Social support



Family income



Employment



Our communities



Access to health services

Source: NHS Health Scotland

NYS Prevention Agenda 2019-2024

NEW FOCUS

Health Across All Policies

Age-Friendly NYS



NYS Prevention Agenda 2019 Timeline

This
meeting

Submit final
2019-2021
CHA & CHIP

Mar

April

May

June

July

Aug

Sept

Oct

Nov

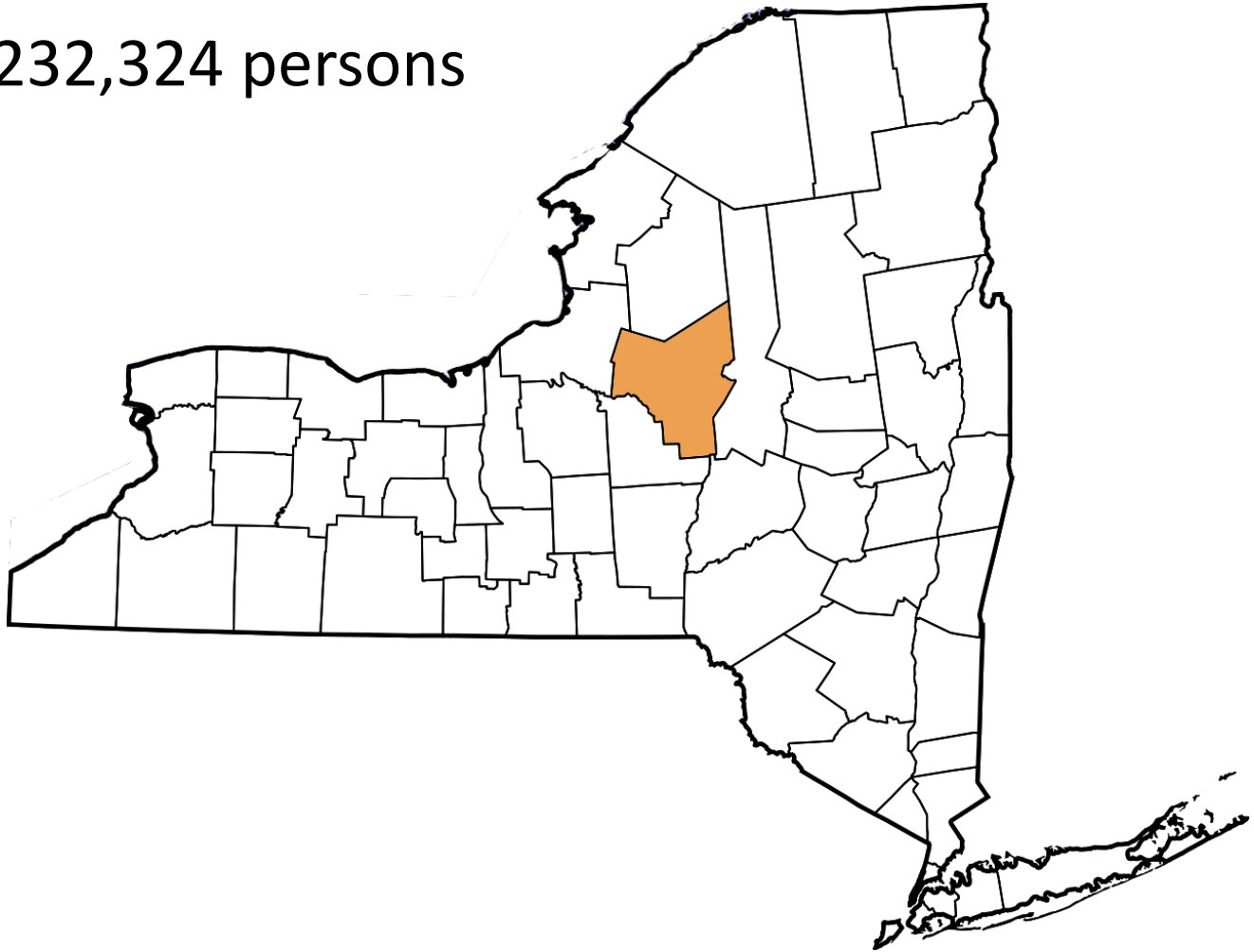
Dec

Draft 2019-2021
Community Health
Assessment (CHA) and
Community Health
Improvement Plan (CHIP)

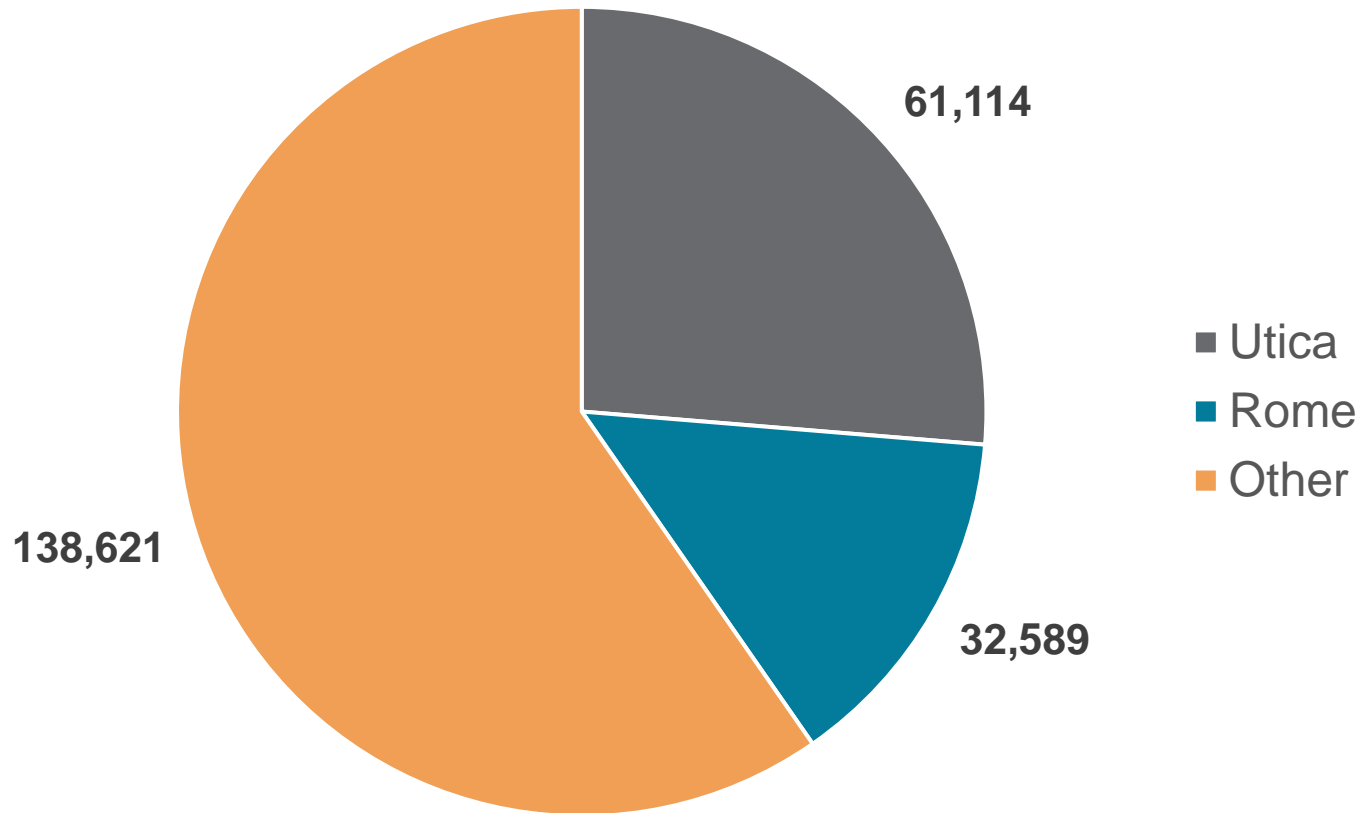
The Basics:
Oneida County
Demographics

Oneida County Population

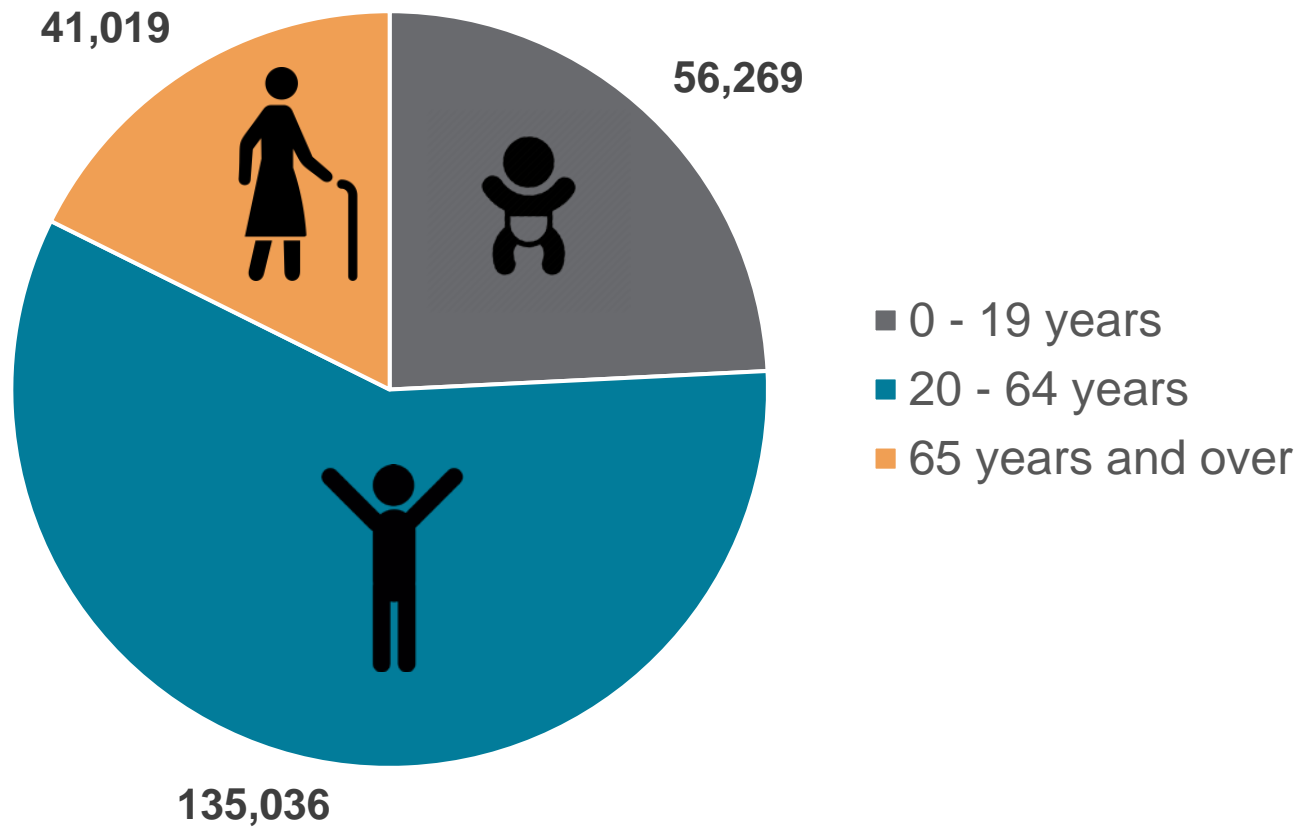
- 232,324 persons



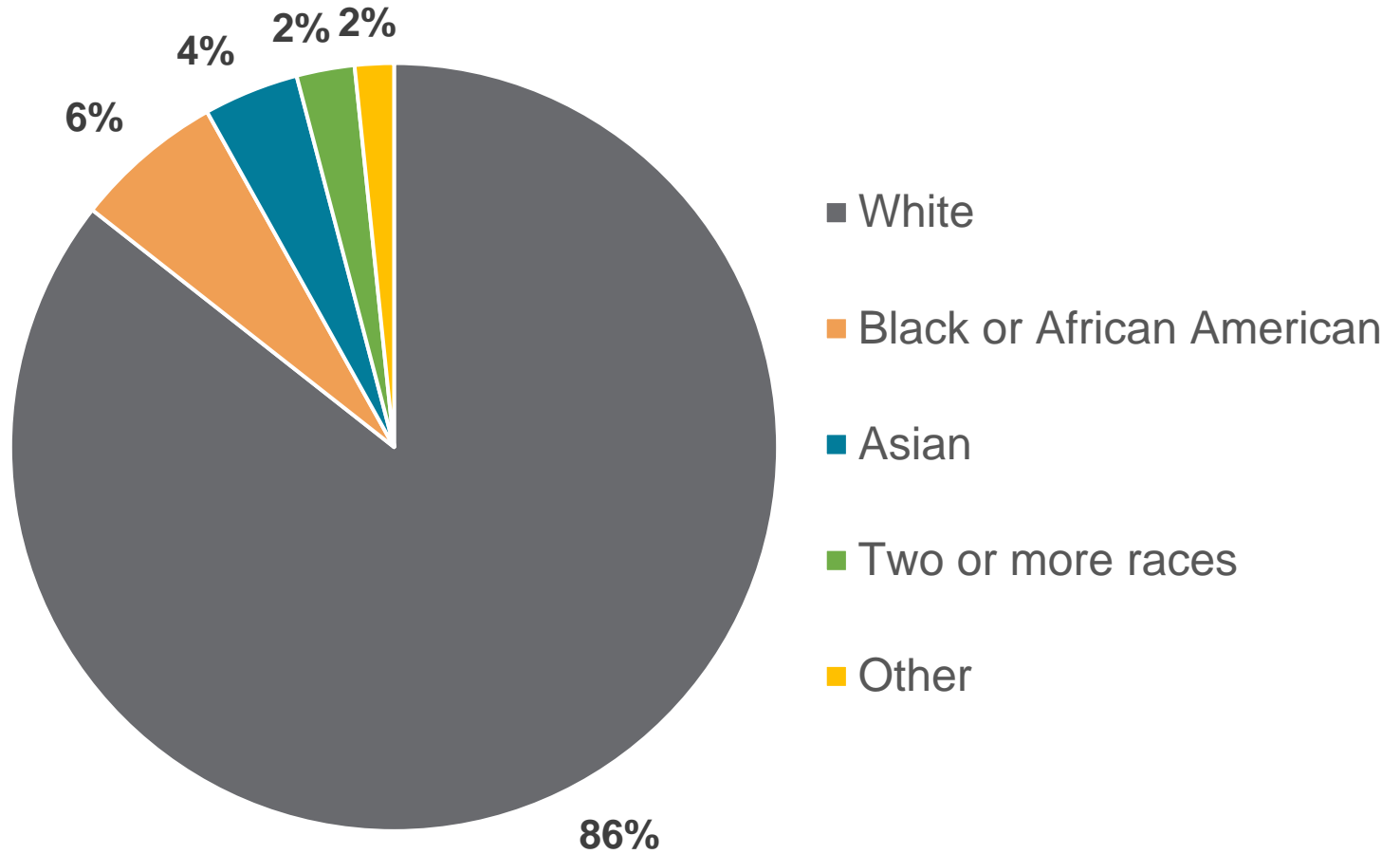
Oneida County Population by location



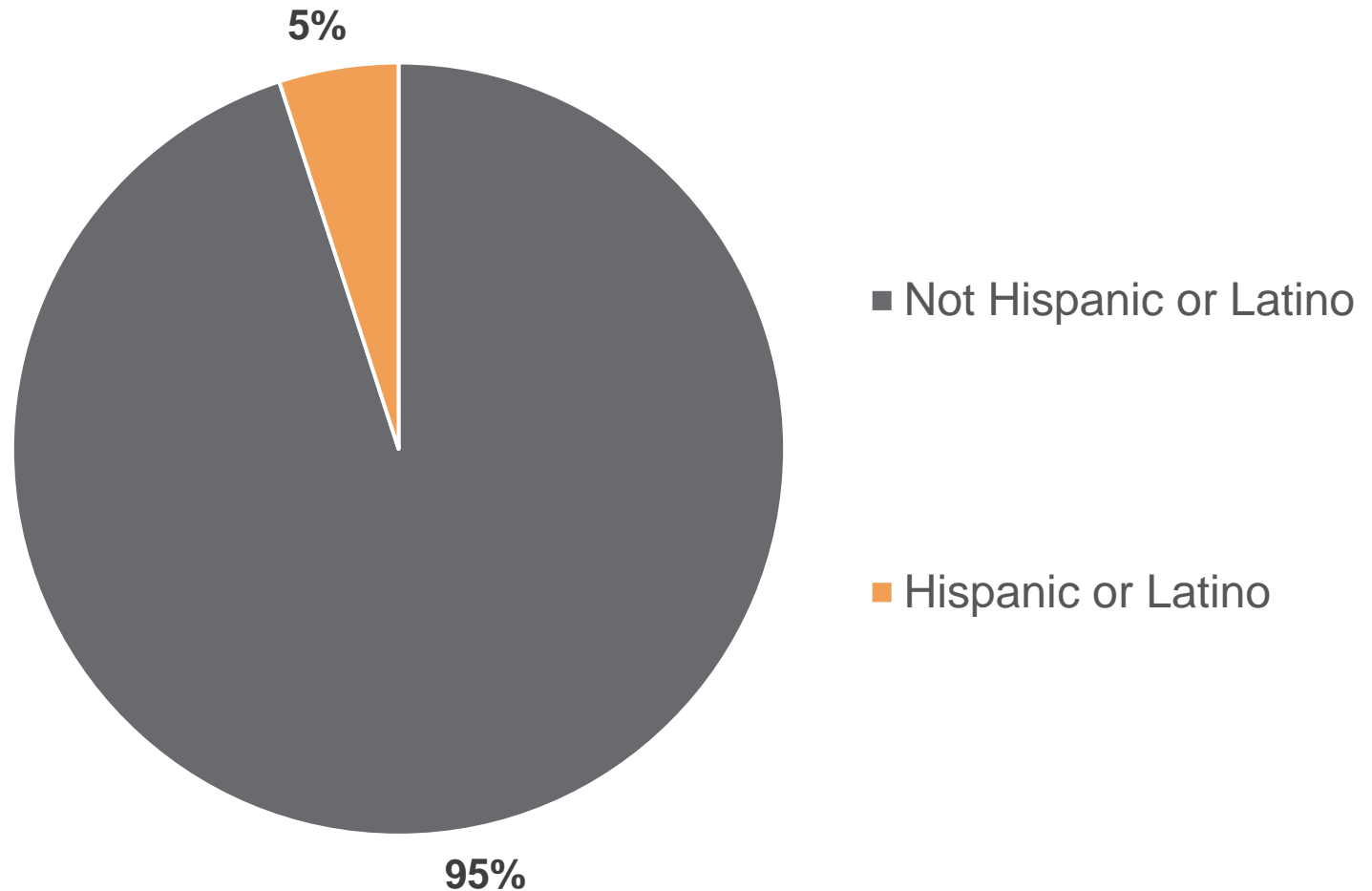
Oneida County Population by Age Group




Oneida County Population by Race



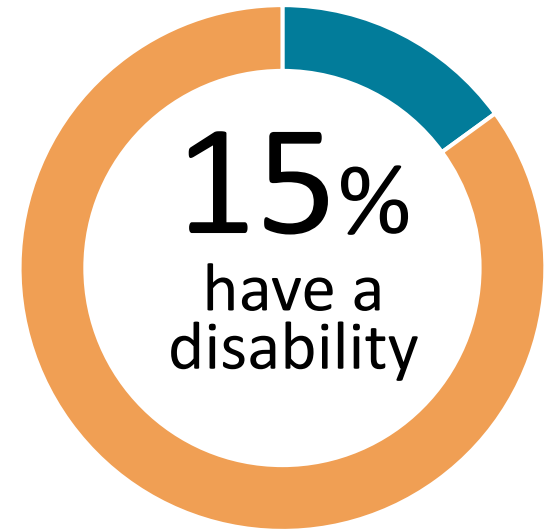
Oneida County Population by Ethnicity



Oneida County Population



- Bosnians
- Vietnamese
- Russians
- Burmese
- Somali Bantu
- & more



- Ambulatory
- Independent living
- Cognitive
- Hearing
- Self-care
- Vision

Introducing a new tool:

Slido!

Instructions

1

- Sign in to WiFi Network: **135 Clinton street**
- Password: **passport**

2

- Visit **Slido.com**

3

- Enter code **#OC19**

Question:

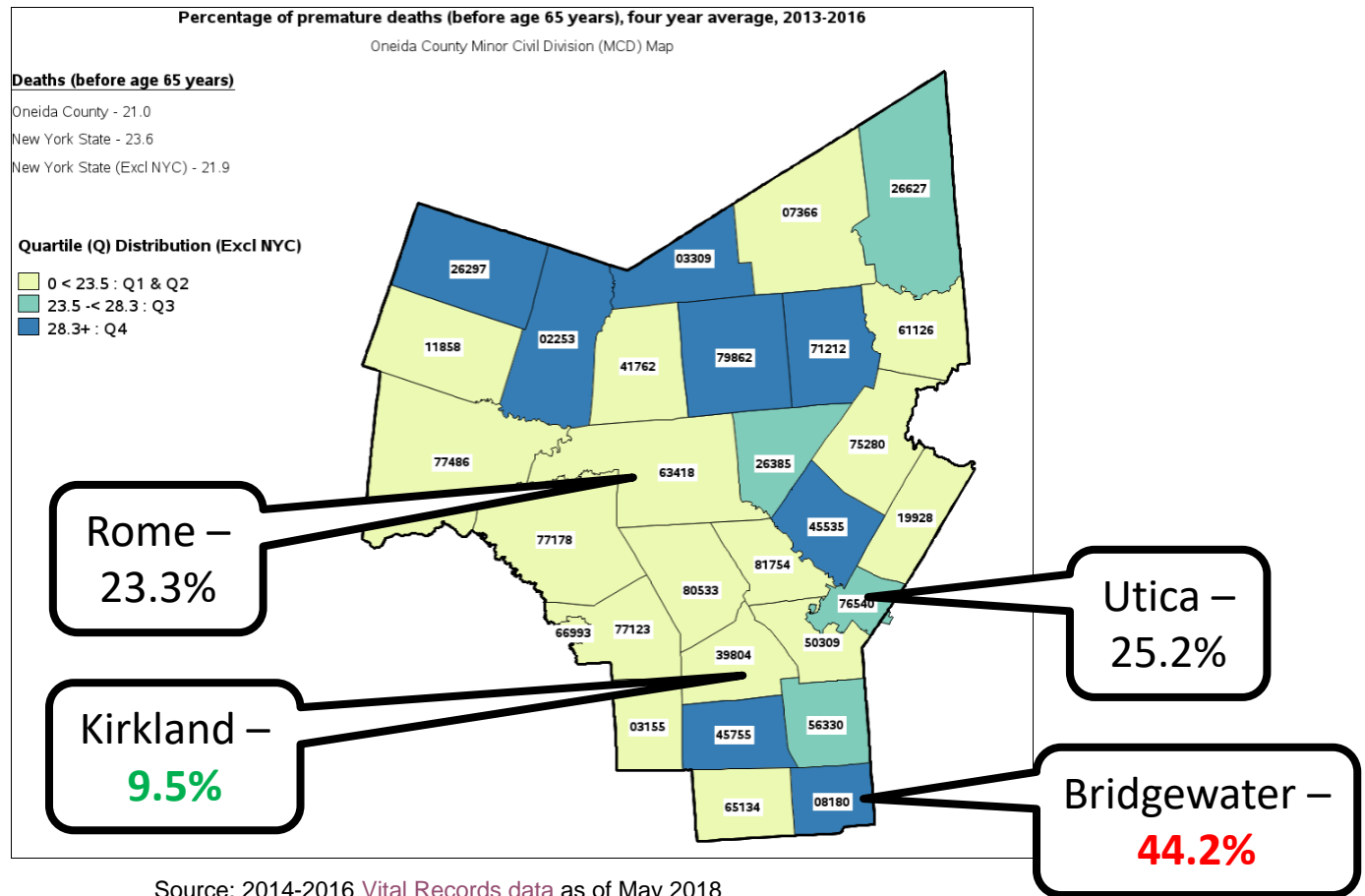
What are your perceptions on the top health issues in Oneida County?

Type 1-3 issues in the Questions area on Slido.com

Oneida County Health Data

Premature Death

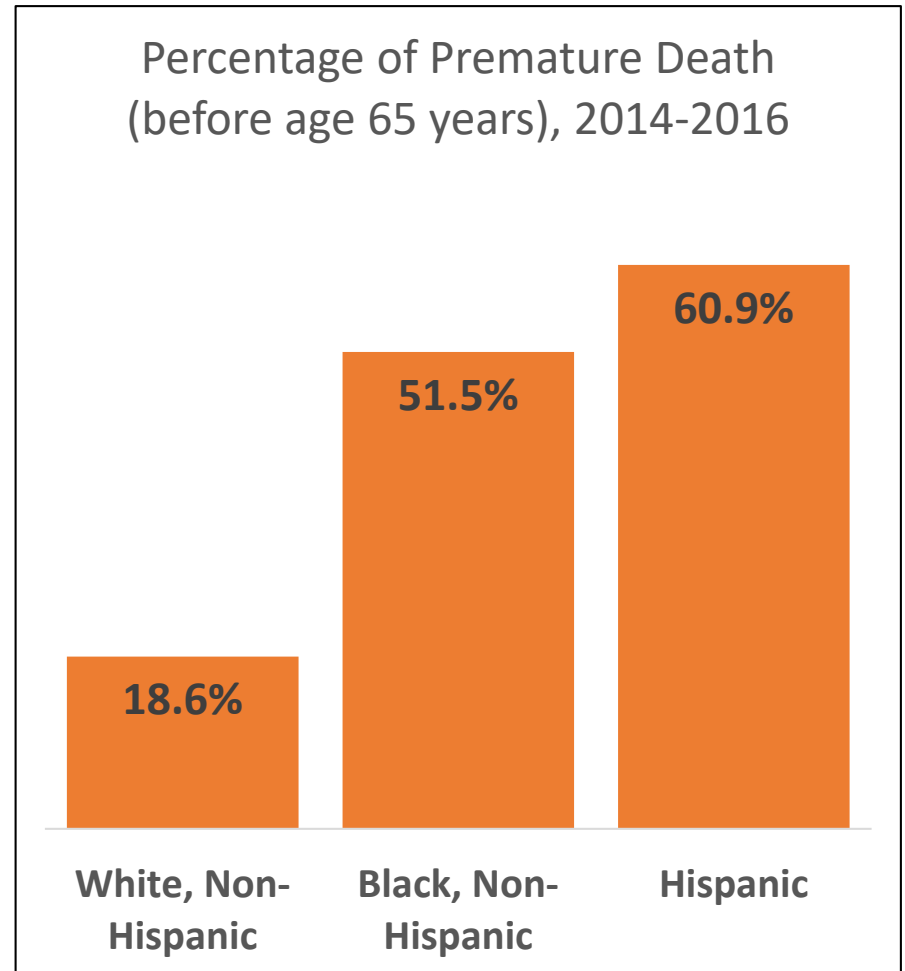
- 21.5% of Oneida County residents die prematurely (before age 65)



Premature Death: Disparities

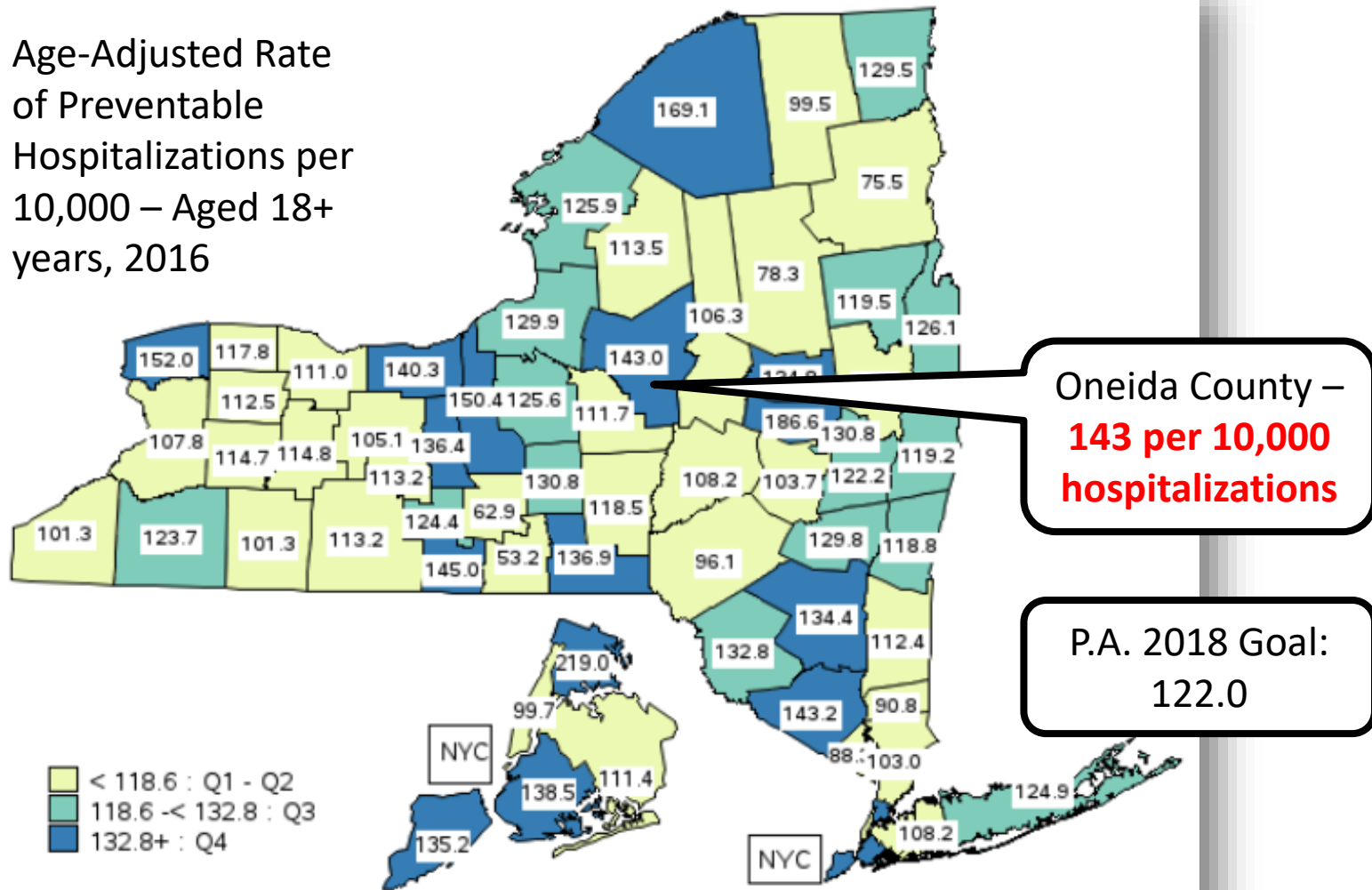
Ratio of

- Black non-Hispanics to White non-Hispanics is **2.77:1**
- Hispanics to White non-Hispanics is **3.27:1**



Preventable Hospitalizations

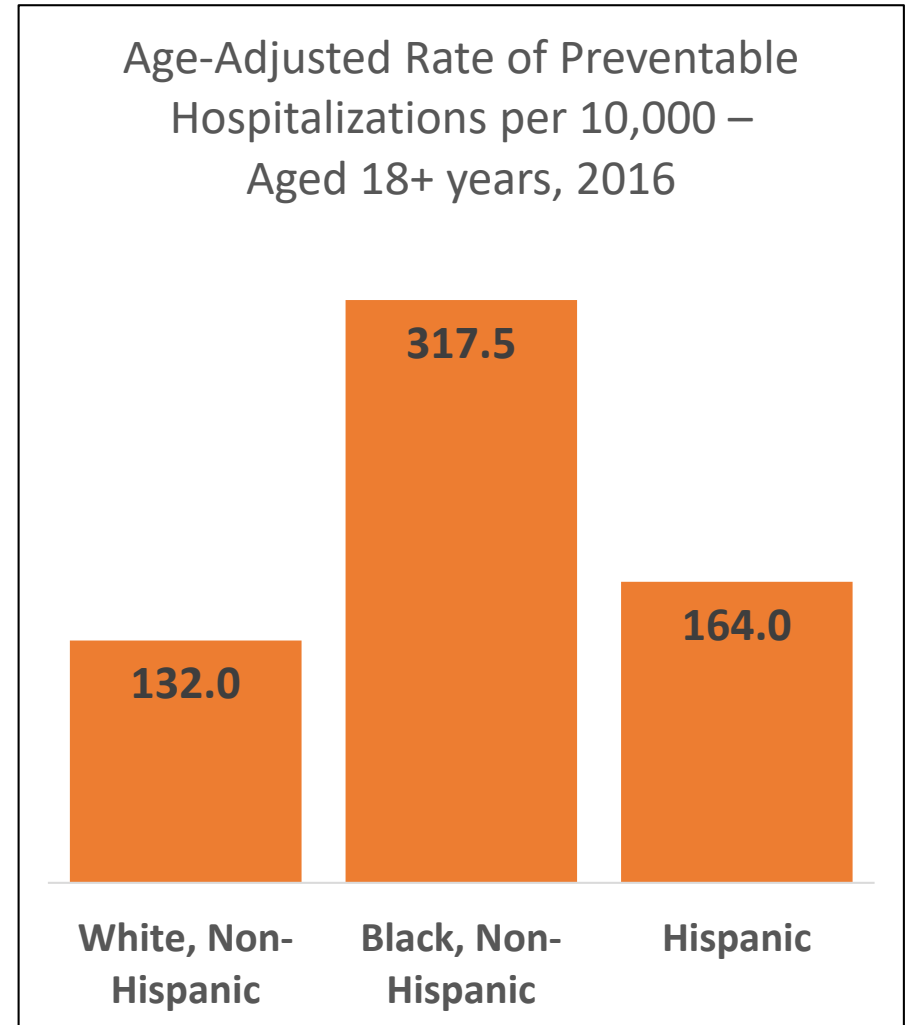
Age-Adjusted Rate of Preventable Hospitalizations per 10,000 – Aged 18+ years, 2016



Preventable Hospitalizations: Disparities

Ratio of

- Black non-Hispanics to White non-Hispanics is **2.41:1**
- Hispanics to White non-Hispanics is **1.24:1**



NYS Prevention Agenda 2019-2024





Prevent Chronic Diseases

1. Healthy Eating & Food Security

2. Physical Activity

3. Tobacco Prevention

4. Preventive Care & Management

Obesity

Cancer

Heart Disease

Hypertension

Diabetes

Asthma

Arthritis

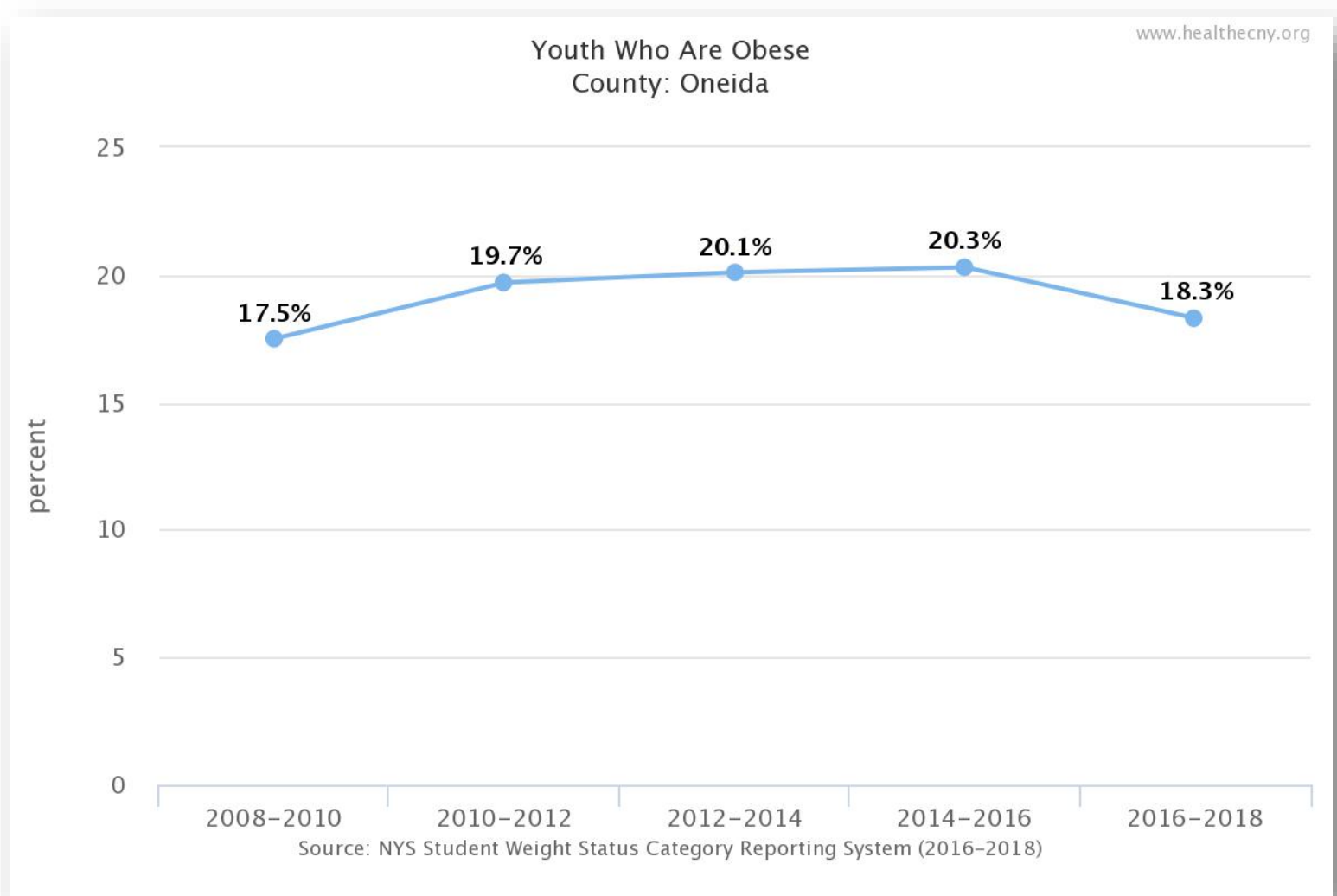
Kidney disease

Leading Causes of All Deaths for Total Population Selected Counties: Oneida

Top 6 Causes ▼

		Number of deaths and age-adjusted death rate						
		Total Deaths	#1 Cause of Death	#2 Cause of Death	#3 Cause of Death	#4 Cause of Death	#5 Cause of Death	#6 Cause of Death
Oneida	2015	Total Deaths 2,615 780.9 per 100,000	Heart Disease 756 212.9 per 100,000	Cancer 551 171.3 per 100,000	CLRD 162 47.2 per 100,000	Unintentional Injury 110 42.3 per 100,000	Stroke 107 29.7 per 100,000	Diabetes 65 19.8 per 100,000
	2014	Total Deaths 2,451 745.4 per 100,000	Heart Disease 694 200.4 per 100,000	Cancer 492 155.1 per 100,000	CLRD 129 38.3 per 100,000	Stroke 111 31.9 per 100,000	Unintentional Injury 105 40.3 per 100,000	Diabetes 75 23.4 per 100,000
	2013	Total Deaths 2,440 733.3 per 100,000	Heart Disease 640 178.5 per 100,000	Cancer 552 173.3 per 100,000	CLRD 134 39.8 per 100,000	Stroke 111 31.2 per 100,000	Unintentional Injury 104 37.3 per 100,000	Diabetes 71 22.6 per 100,000
	2012	Total Deaths 2,509 756.0 per 100,000	Heart Disease 732 208.0 per 100,000	Cancer 542 173.4 per 100,000	CLRD 138 41.5 per 100,000	Stroke 131 36.9 per 100,000	Alzheimer's Disease 87 21.9 per 100,000	Unintentional Injury 70 24.4 per 100,000
	2011							

Obesity - Youth

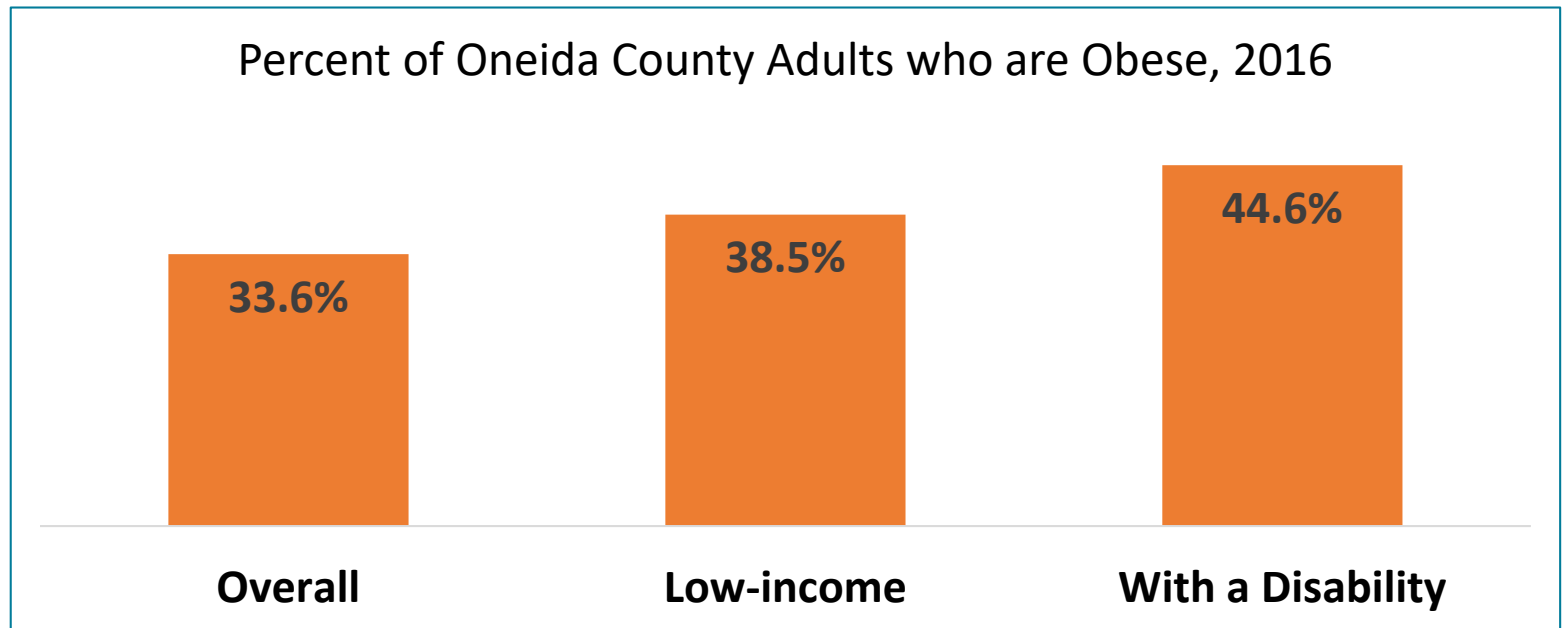


Obesity

- 1 in 3 adults are obese



Percent of Oneida County Adults who are Obese, 2016



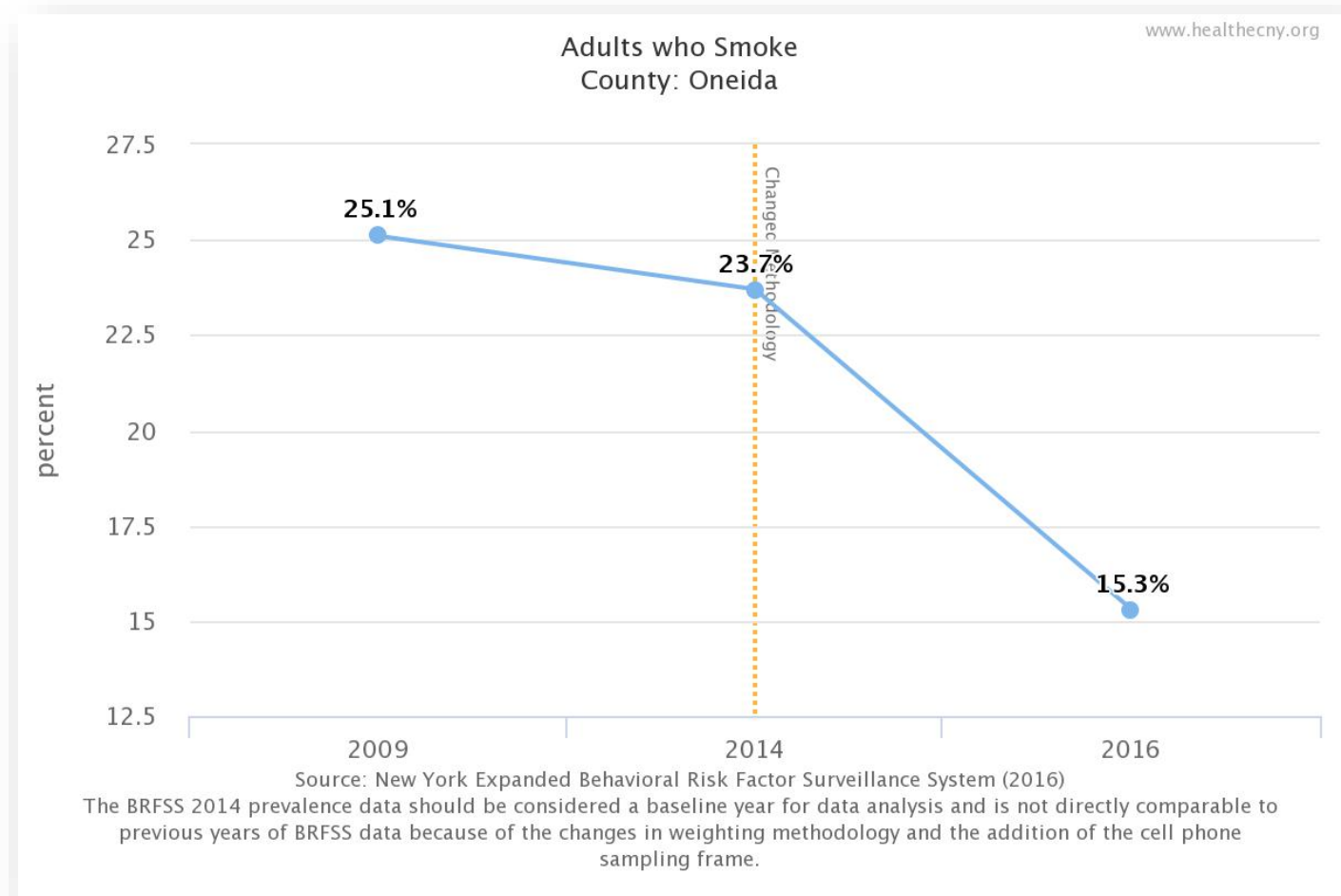
Obesity

- 77% of adults have perceived food security
 - Approximately 23% do not
- 26% of adults consume sugar-sweetened beverages daily
- 29% of adults do not participate in any leisure-time physical activity



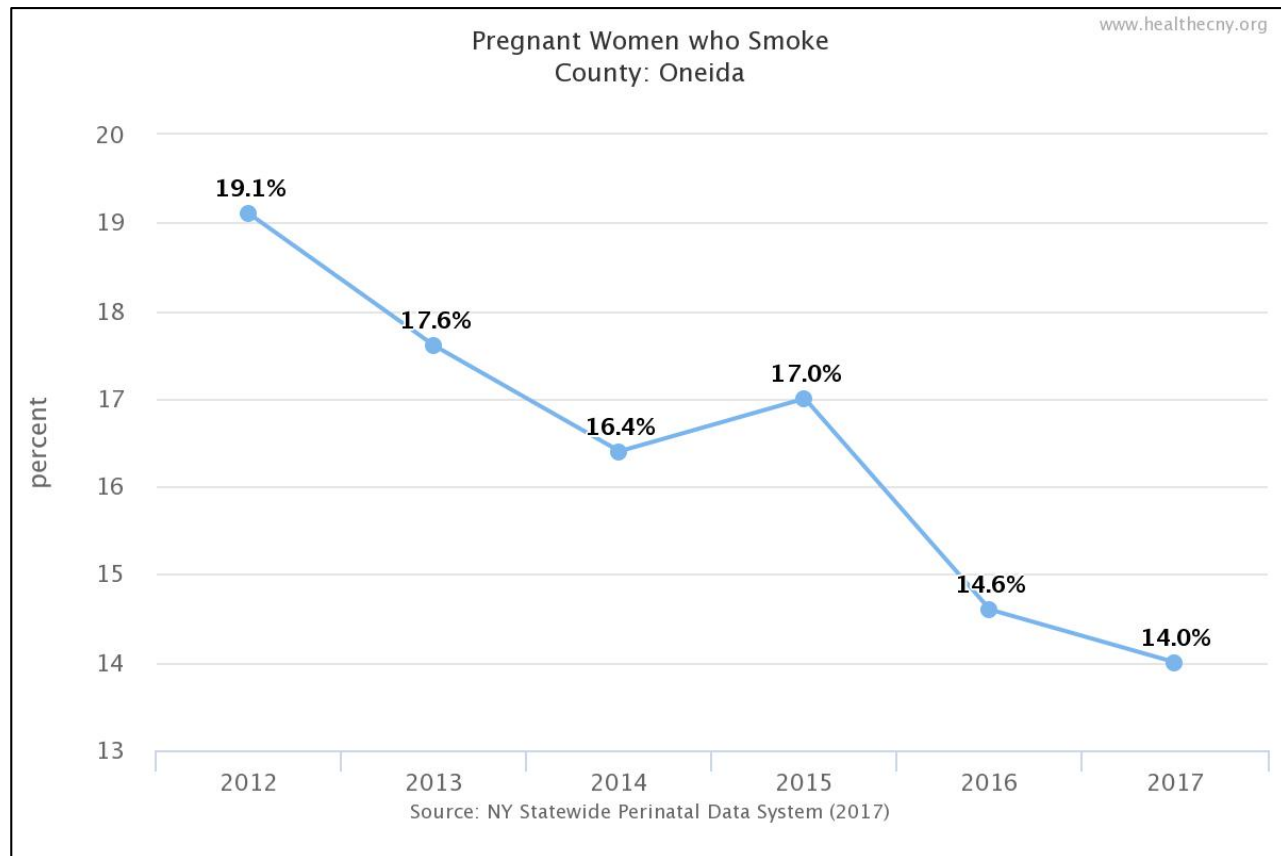
Tobacco Use

- 15% of adults smoke

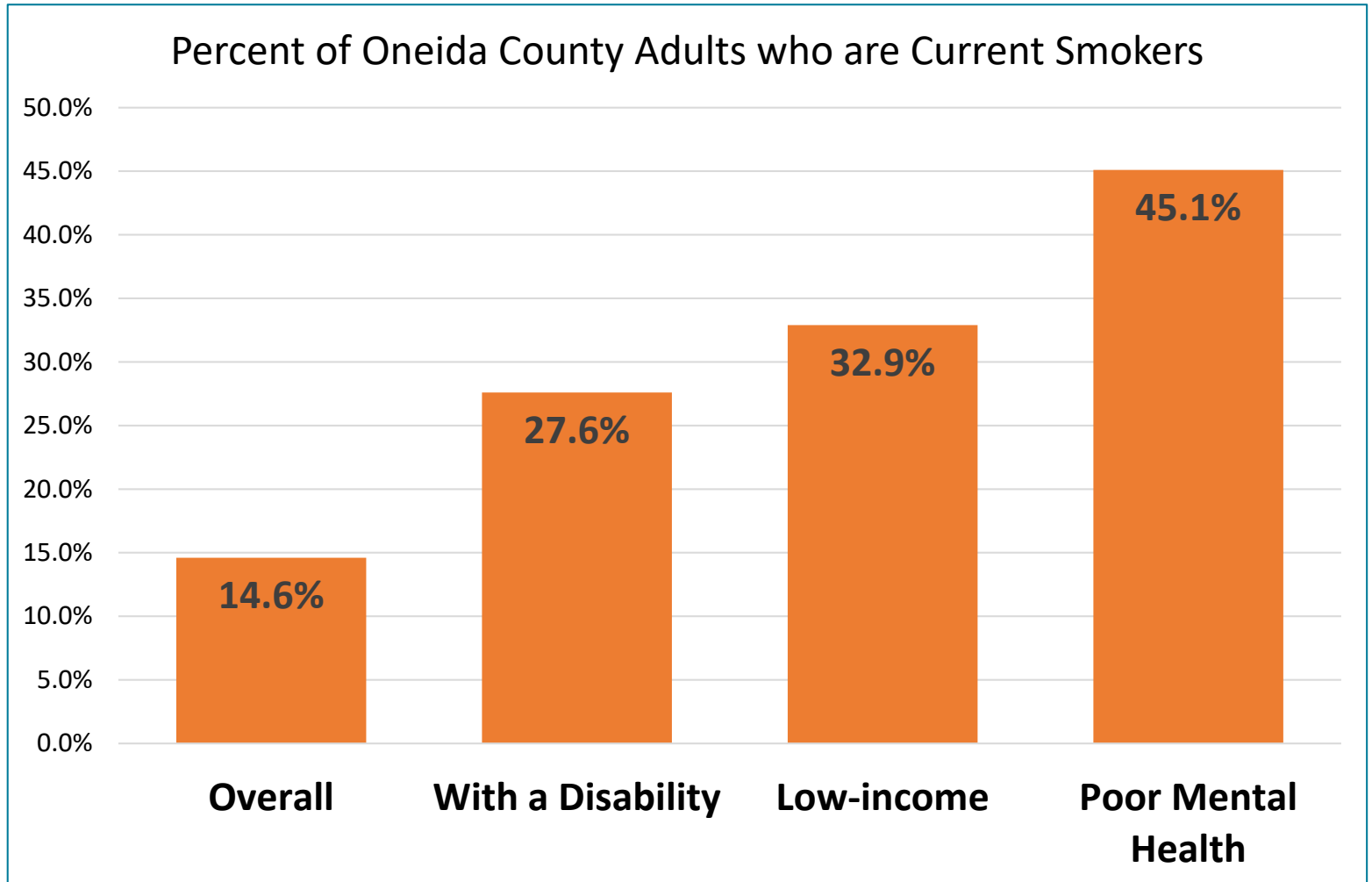


Tobacco Use

- 14% of pregnant women smoke



Tobacco Use



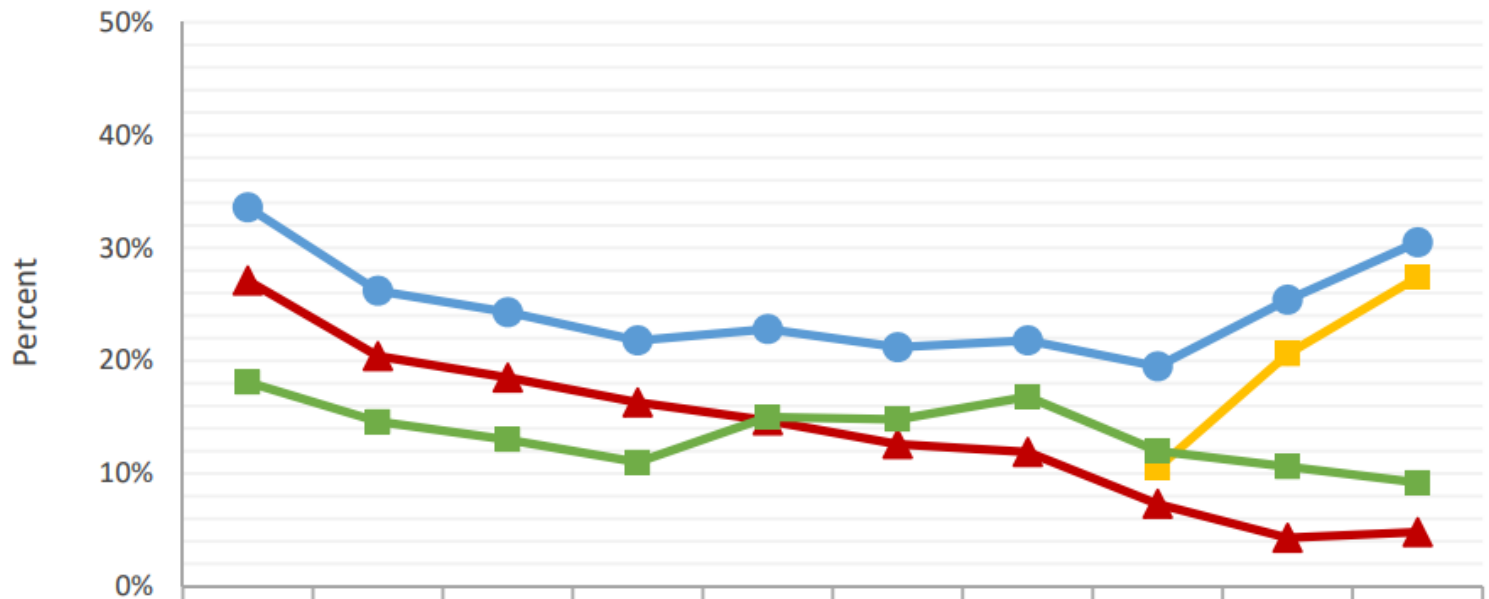
Tobacco Use

- From NY State data, we know rates are higher among people who:
 - Are High school **Non-graduates**
 - Are **low-income**
 - Are **unemployed**
 - Have **Medicaid** insurance
 - Have **poor mental health**
 - Identify as **LGBT**
 - Have **disabilities**



Tobacco Use

Trends in Any Tobacco Product Use among High School Students³ in NYS, 2000-2018



	2000	2002	2004	2006	2008	2010	2012	2014	2016	2018
Any Tobacco Products ²	33.6%	26.2%	24.3%	21.8%	22.8%	21.2%	21.8%	19.5%	25.4%	30.5%
Cigarettes	27.1%	20.4%	18.5%	16.3%	14.7%	12.6%	11.9%	7.3%	4.3%	4.8%
E-Cigarettes	n/a	n/a	n/a	n/a	n/a	n/a	n/a	10.5%	20.6%	27.4%
Other Tobacco Products	18.1%	14.6%	13.0%	11.0%	15.0%	14.8%	16.8%	12.0%	10.6%	9.2%

Screenings



- **76%** of adults aged 50-75 receive recommended colorectal cancer screenings



- **88%** of women aged 50-74 receive recommended breast cancer screenings

ER and Hospitalization Rates

Age-Adjusted ER Rate due to Uncontrolled Diabetes

4.3

ER visits per 10,000
population 18+ years
(2014-2016)



NY Counties

Compared to:



NY Value
(3.3)

[Learn More](#) [Save Card](#)

Age-Adjusted Hospitalization Rate due to Uncontrolled Diabetes

1.5

Hospitalizations per
10,000 population 18+
years
(2014-2016)



NY Counties

Compared to:



NY Value
(1.9)

[Learn More](#) [Save Card](#)

Age-Adjusted ER Rate due to Asthma

34.6

ER visits per 10,000
population
(2014-2016)



NY Counties

Compared to:



NY Value
(68.6)

[Learn More](#) [Save Card](#)

Age-Adjusted Hospitalization Rate due to Asthma

7.1

Hospitalizations per
10,000 population
(2014-2016)



NY Counties

Compared to:

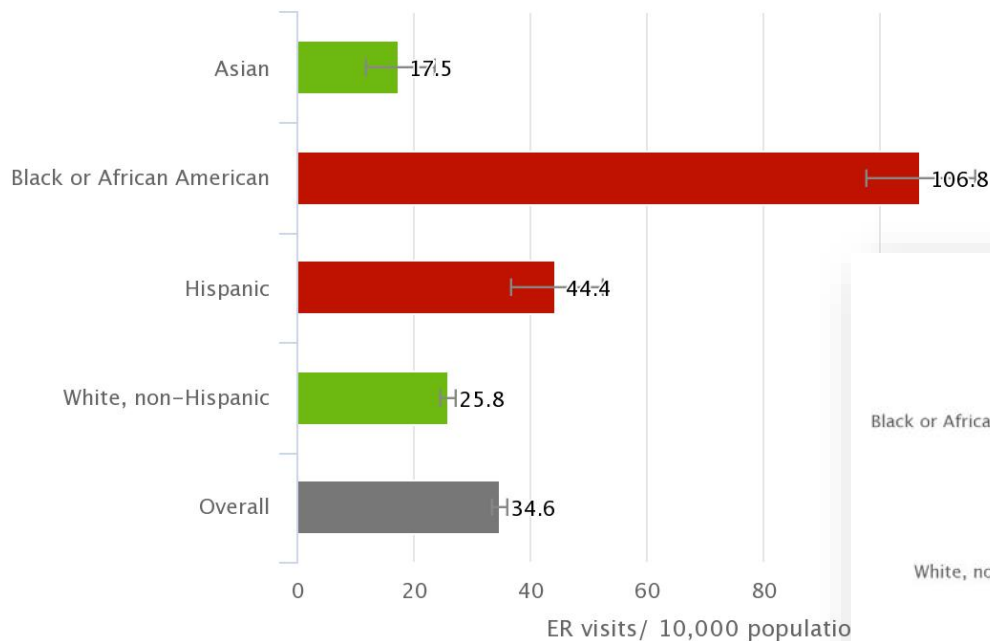


NY Value
(13.6)

[Learn More](#) [Save Card](#)

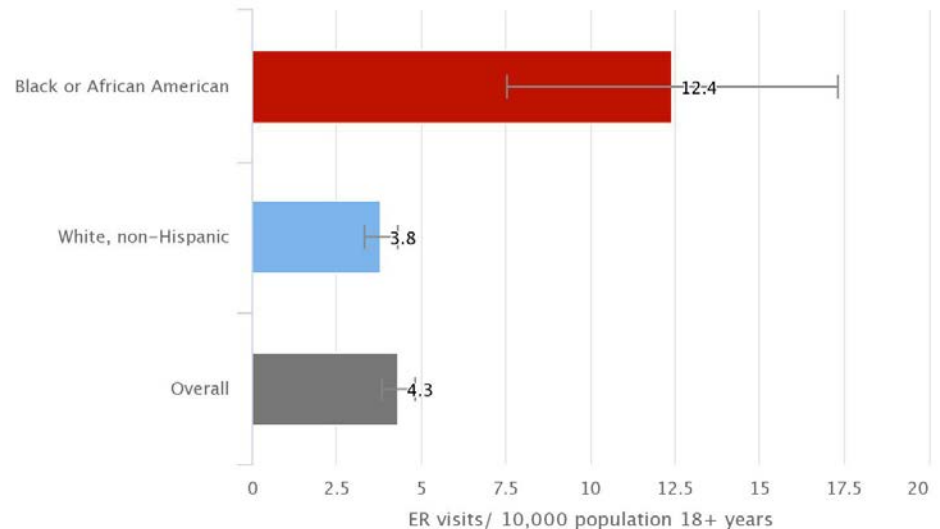
ER and Hospitalization Rates: Disparities

Age-Adjusted ER Rate due to Asthma by Race/Ethnicity
County: Oneida



Source: New York Statewide Planning and Research Cooperative System (SPARCS)

Age-Adjusted ER Rate due to Uncontrolled Diabetes by Race/Ethnicity
County: Oneida



Source: New York Statewide Planning and Research Cooperative System (SPARCS) (2014-2016) www.healthcny.org



Promote a Healthy & Safe Environment

1. Injuries, Violence, & Occupational Health

2. Outdoor Air Quality

3. Built & Indoor Environments

4. Water Quality

5. Food & Consumer Products

Falls

Homicide

Assault

Occupational Injury

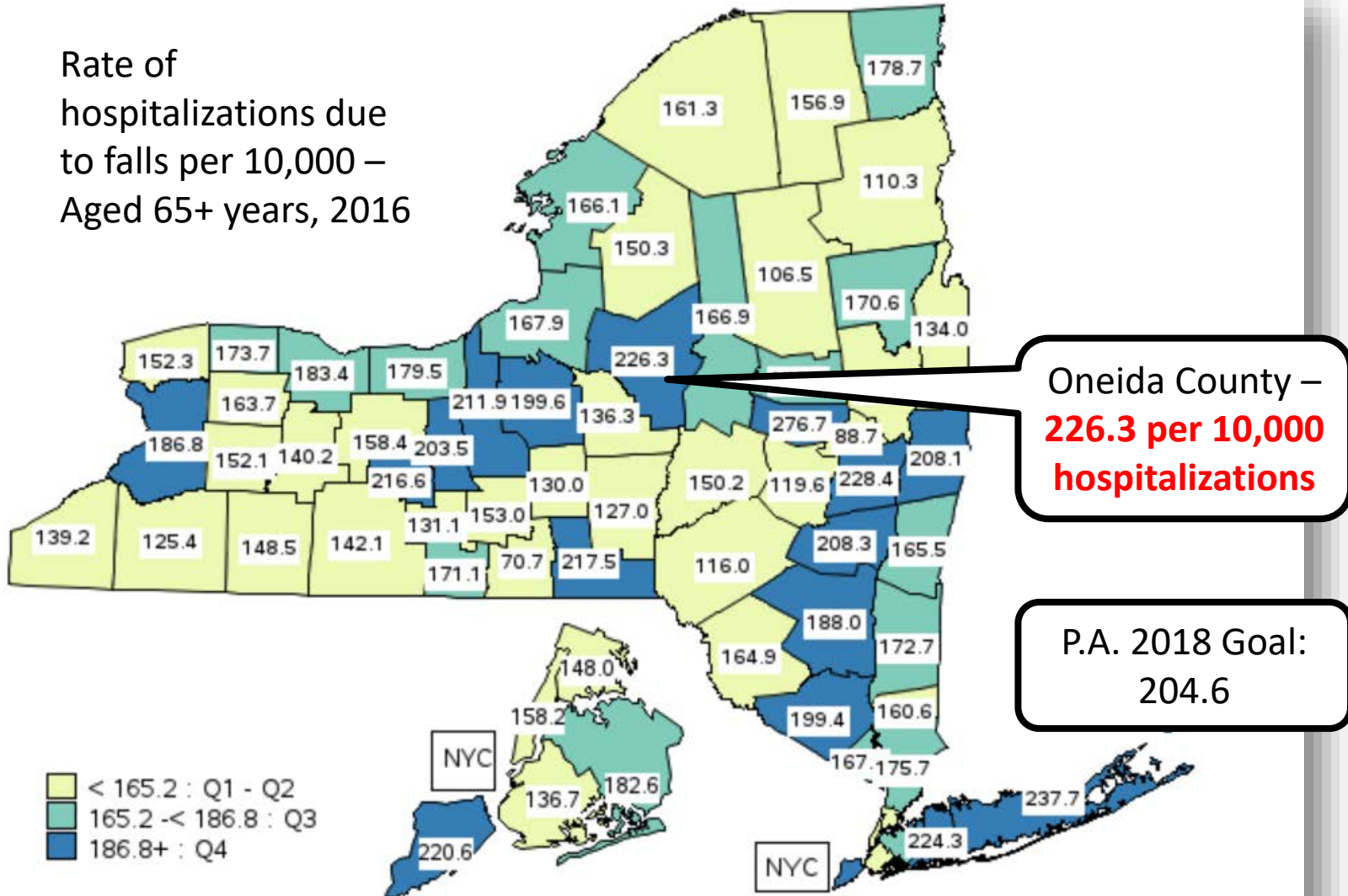
Pedestrian/
cyclist crashes

Lead poisoning

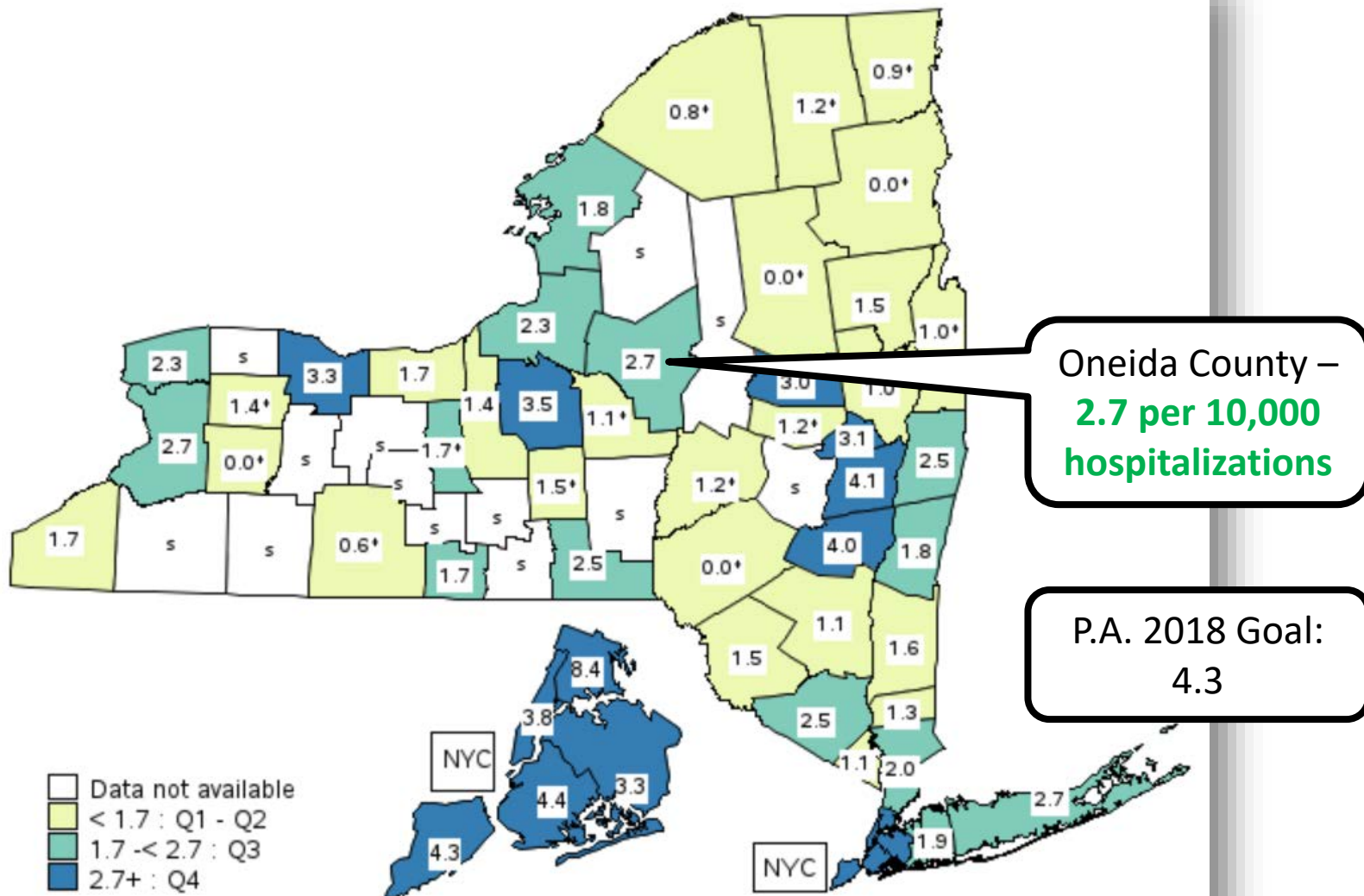
Foodborne disease

Falls

Rate of hospitalizations due to falls per 10,000 – Aged 65+ years, 2016

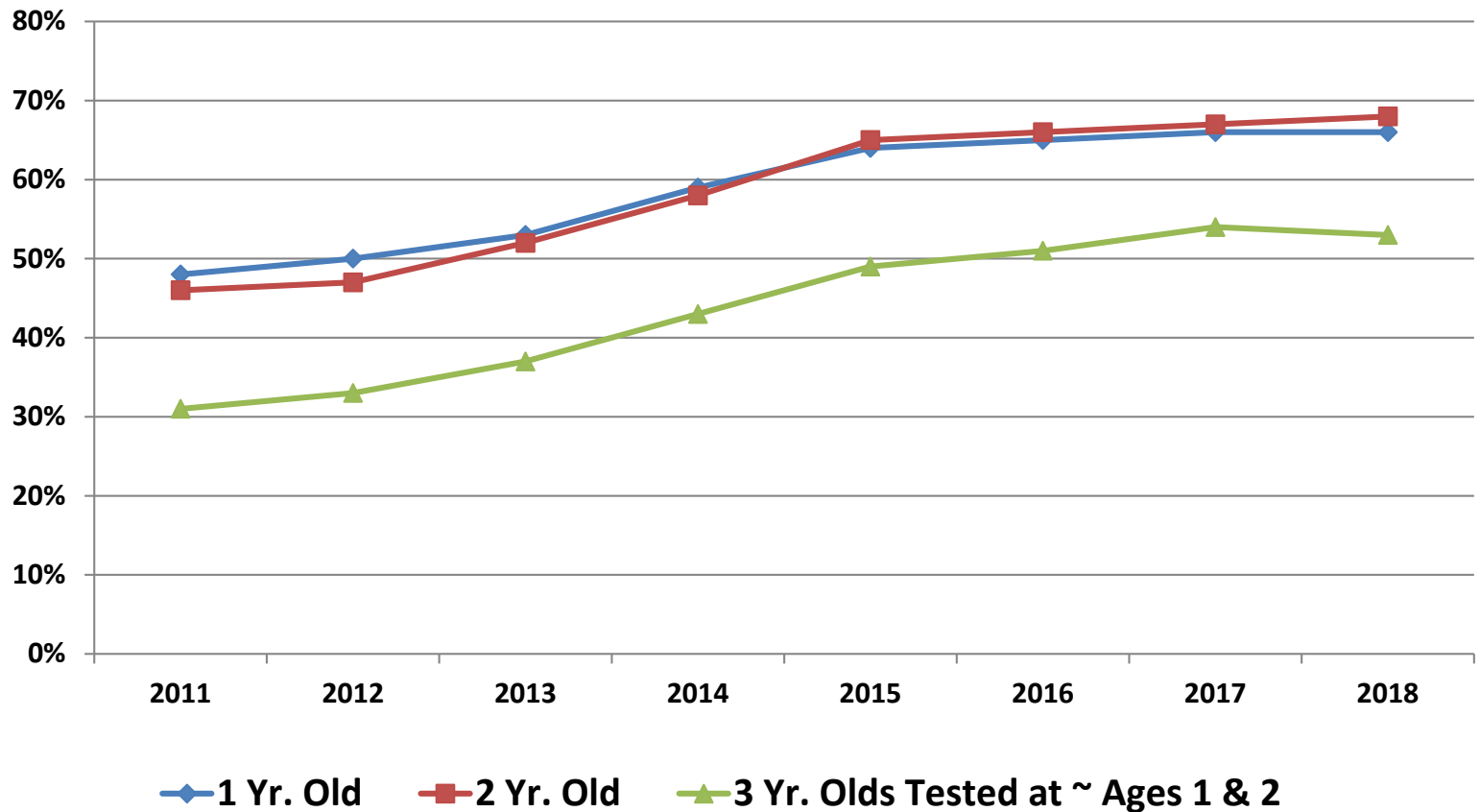


Assault-Related Hospitalization



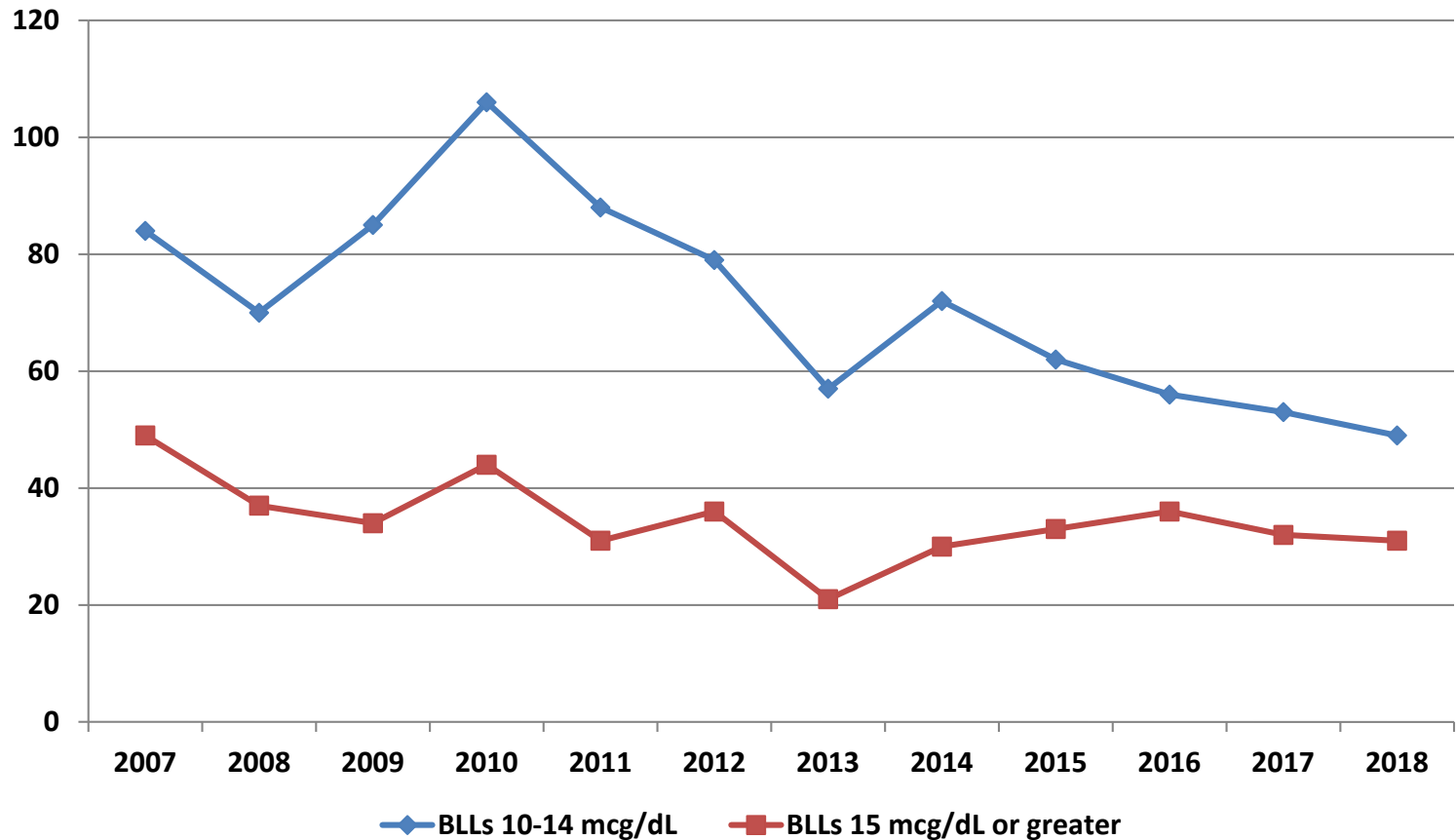
Lead poisoning

Percent of Children in Oneida County who received Blood Lead Level Test



Lead poisoning

Incidence of Children in Oneida County with Blood Lead Levels 10 mcg/dL or greater



Source: 2007-2018 NYS LeadWeb data (from Oneida County Health Dept. 2018 Annual Report)



Promote Healthy Women, Infants, & Children

1. Maternal & Women's Health

2. Perinatal & Infant Health

3. Child & Adolescent Health

4. Cross-Cutting issues

Maternal mortality

Infant mortality

Preterm birth

Neonatal abstinence syndrome

Sudden unexpected infant death



Sad/ hopeless teens

Youth suicide

Dental caries

Breastfeeding

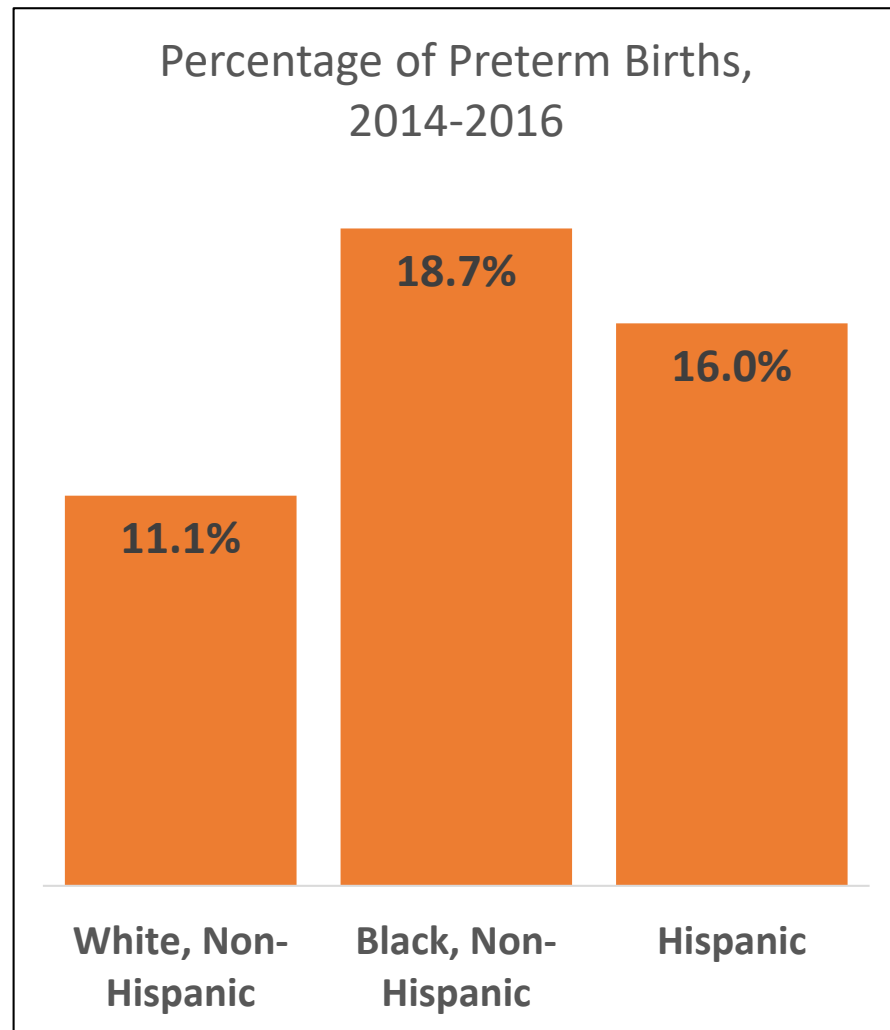
Perinatal & Infant Health



Preterm Birth: Disparities

Ratio of

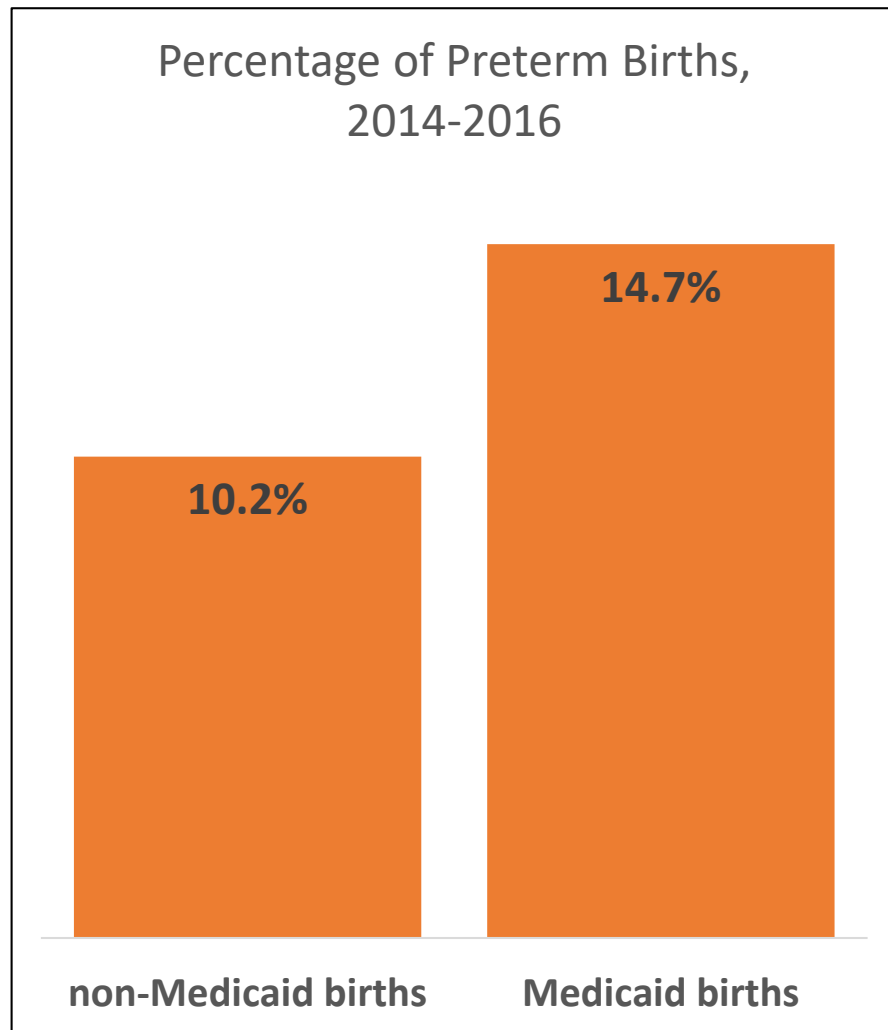
- Black non-Hispanics to White non-Hispanics is **1.68:1**
- Hispanics to White non-Hispanics is **1.45:1**



Preterm Birth: Disparities

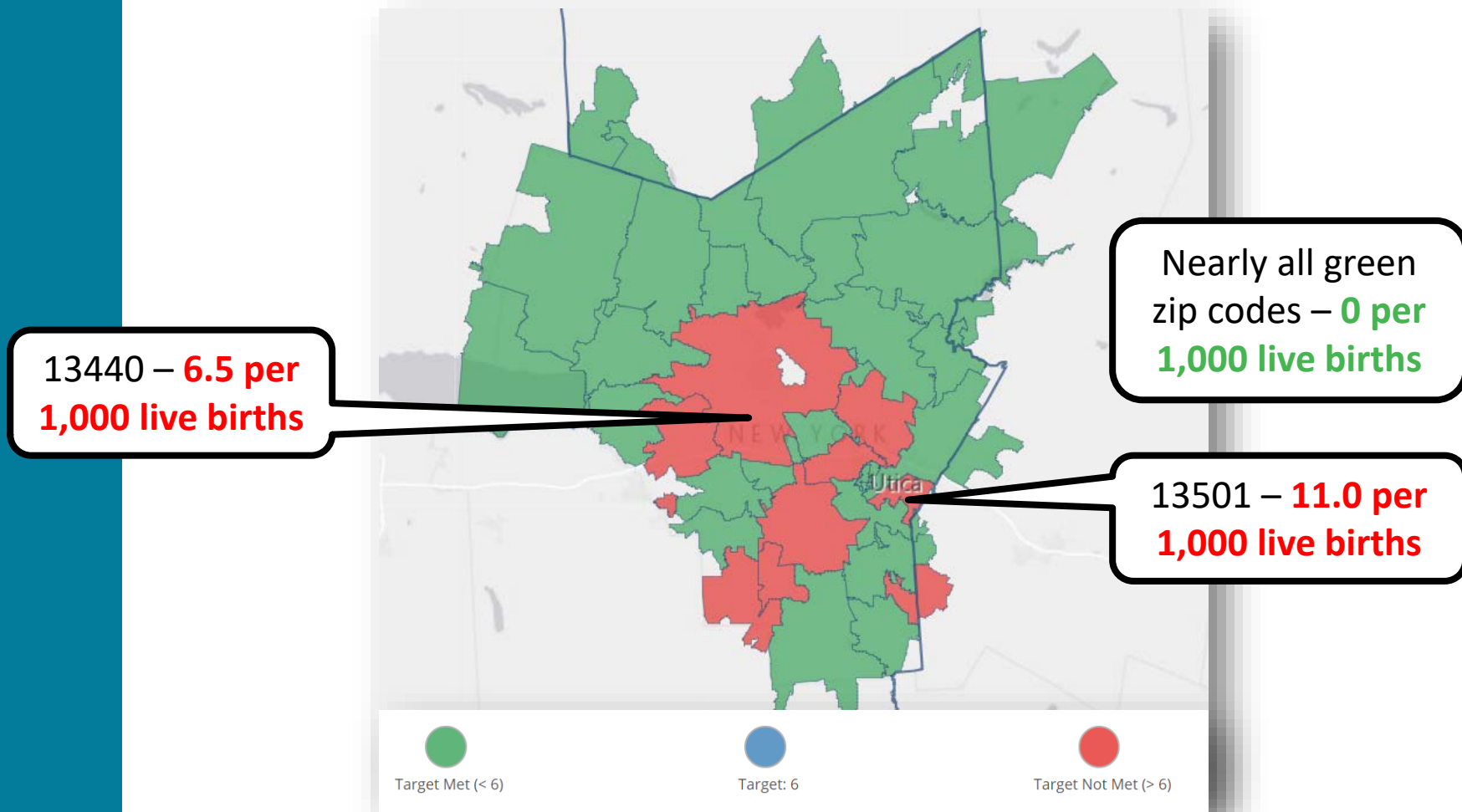
Ratio of

- Medicaid births to non-Medicaid births is **1.45:1**



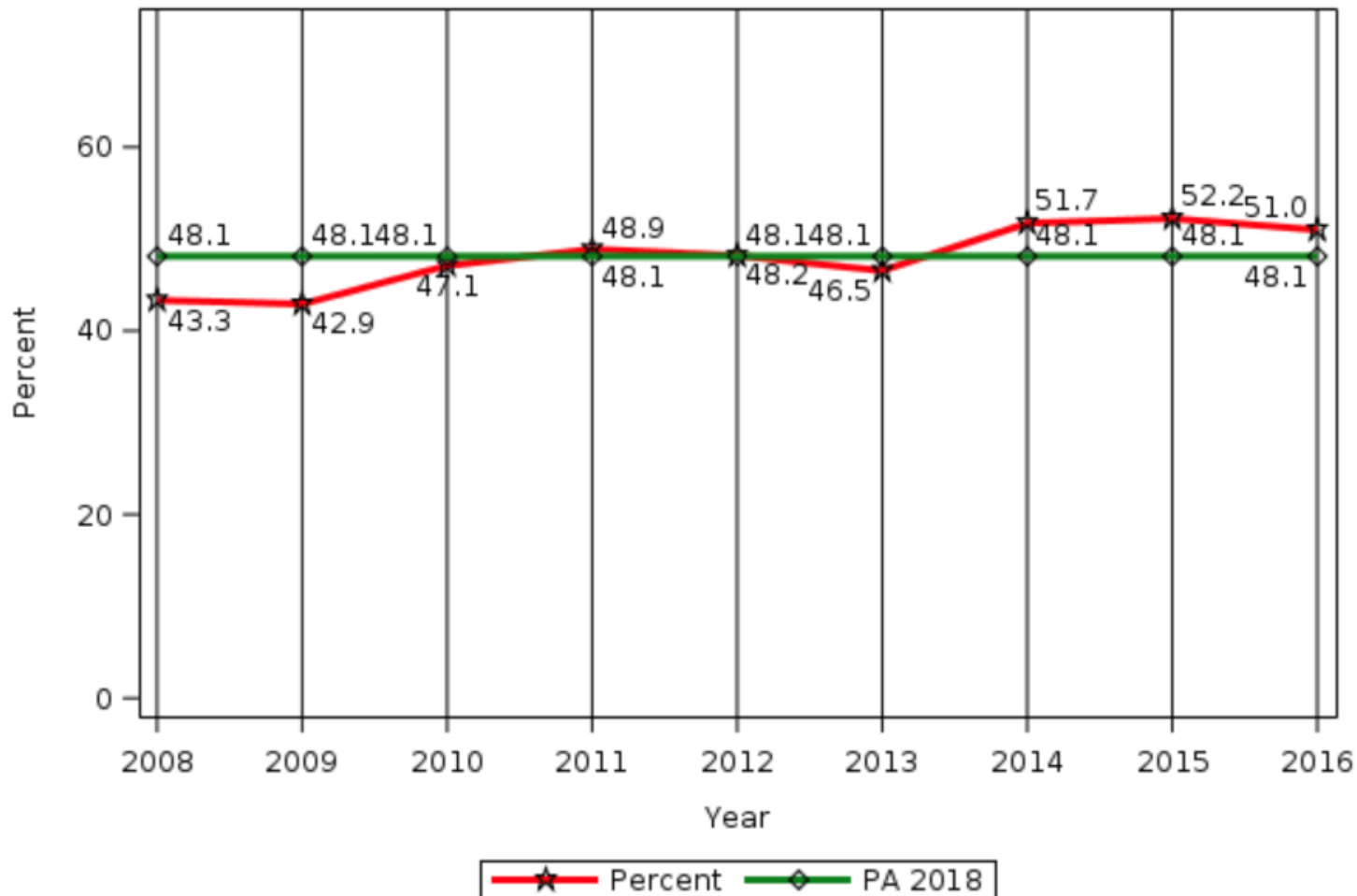
Infant Mortality Rate

Infant Mortality Rate by Zip Code,
compared to Healthy People 2020 Target



Breastfeeding

Oneida County - Percentage of infants exclusively breastfed in the hospital



Percentage of infants exclusively breastfed in the hospital, four year average, 2013-2016

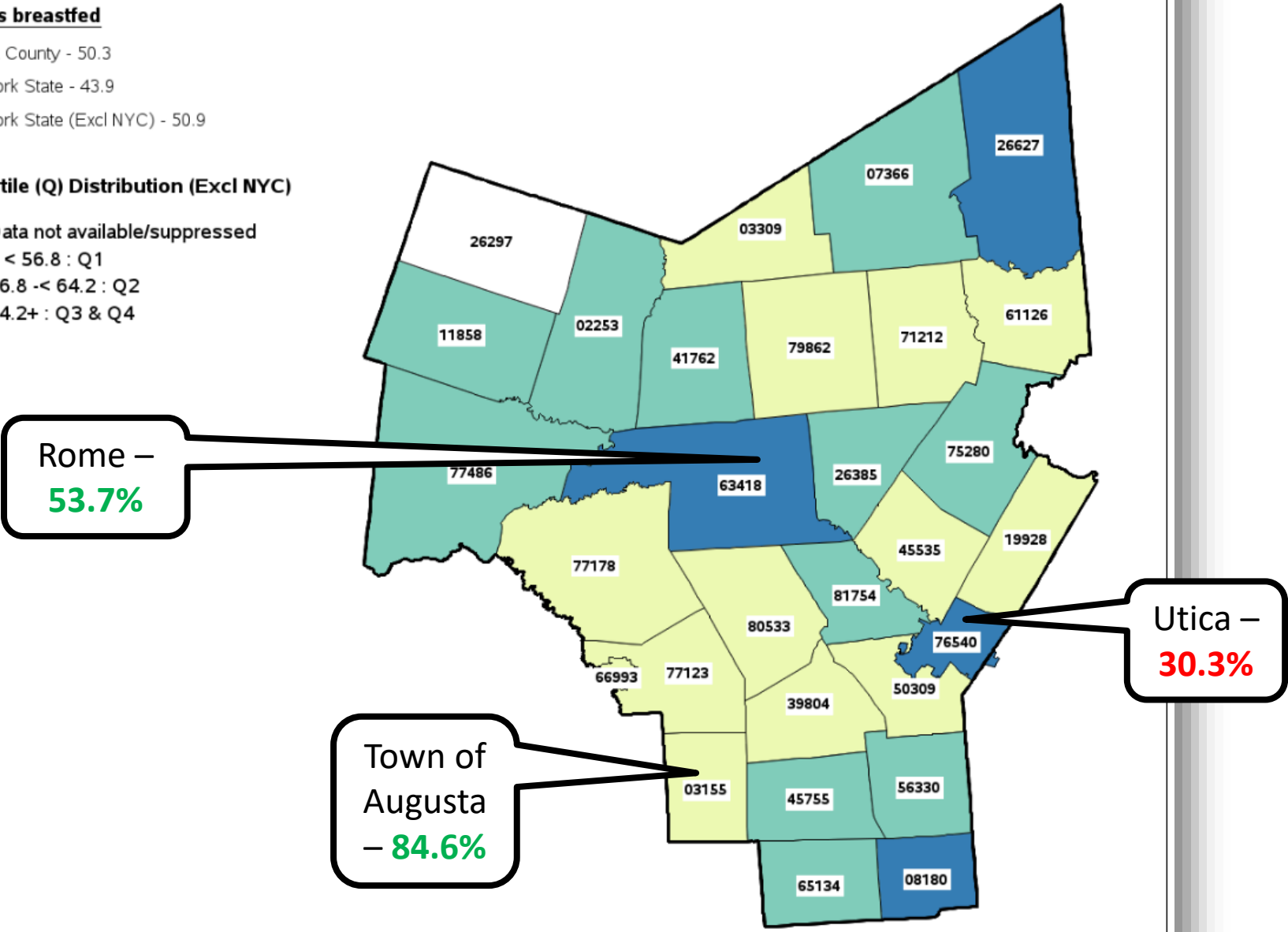
Oneida County Minor Civil Division (MCD) Map

Infants breastfed

Oneida County - 50.3
 New York State - 43.9
 New York State (Excl NYC) - 50.9

Quartile (Q) Distribution (Excl NYC)

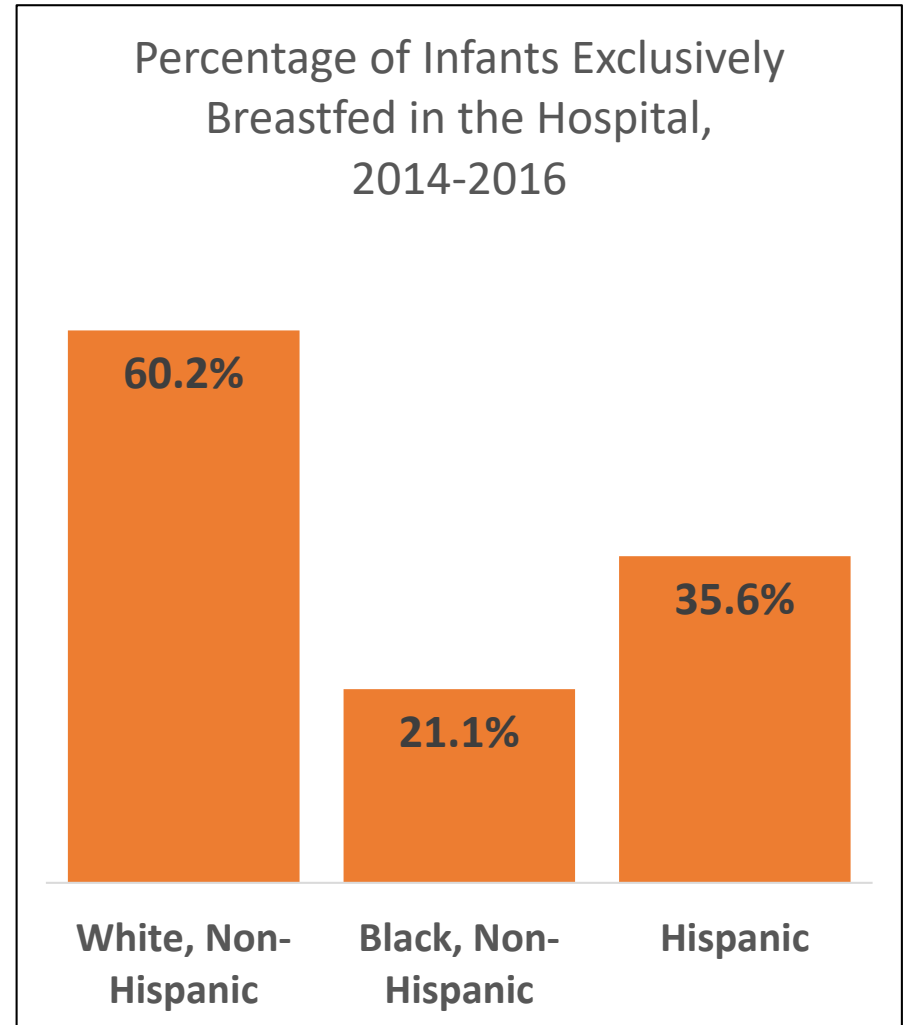
- Data not available/suppressed
- 0 < 56.8 : Q1
- 56.8 -< 64.2 : Q2
- 64.2+ : Q3 & Q4



Breastfeeding: Disparities

Ratio of

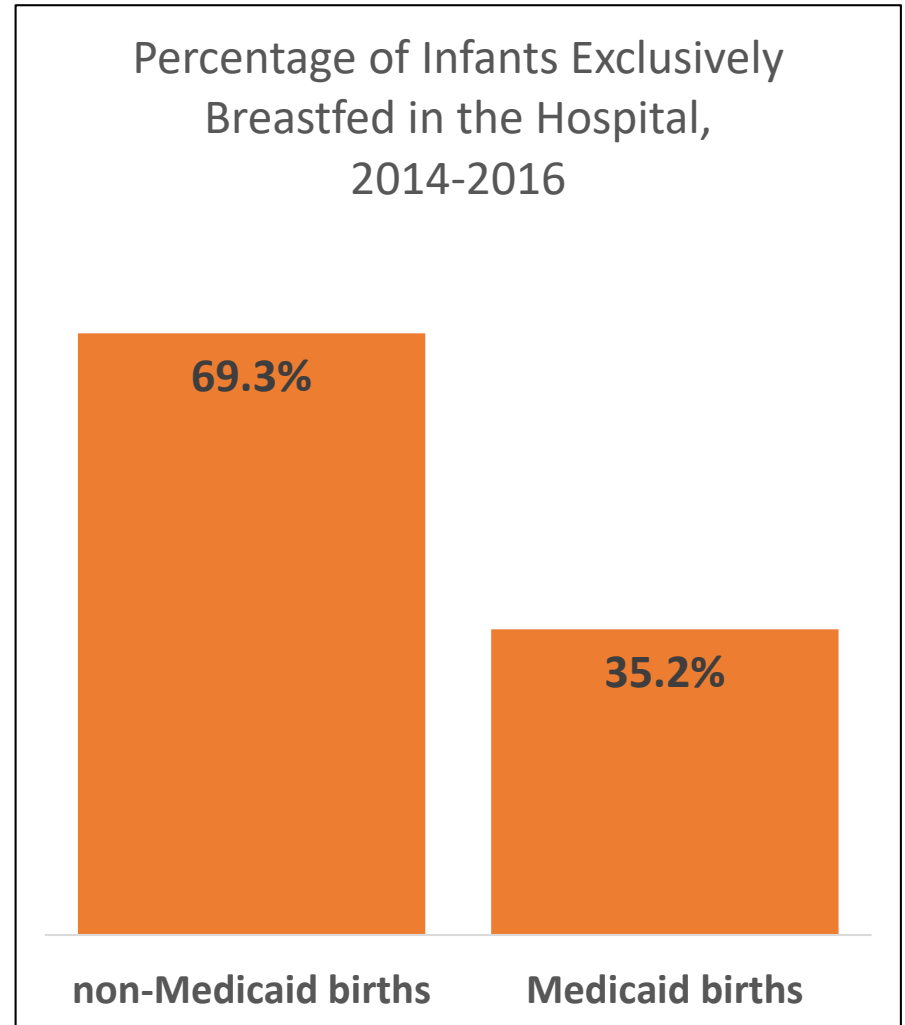
- Black non-Hispanics to White non-Hispanics is **0.35:1**
- Hispanics to White non-Hispanics is **0.59:1**



Breastfeeding: Disparities

Ratio of

- Medicaid births to non-Medicaid births is **0.51:1**





Promote Well-being and Prevent Mental and Substance Use Disorders

1. Promote Well-Being

2. Prevent Mental & Substance Use Disorders

Poor mental health

Binge drinking




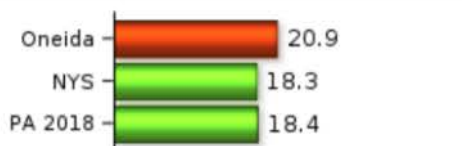


Substance misuse

Opioid overdose

Major depression

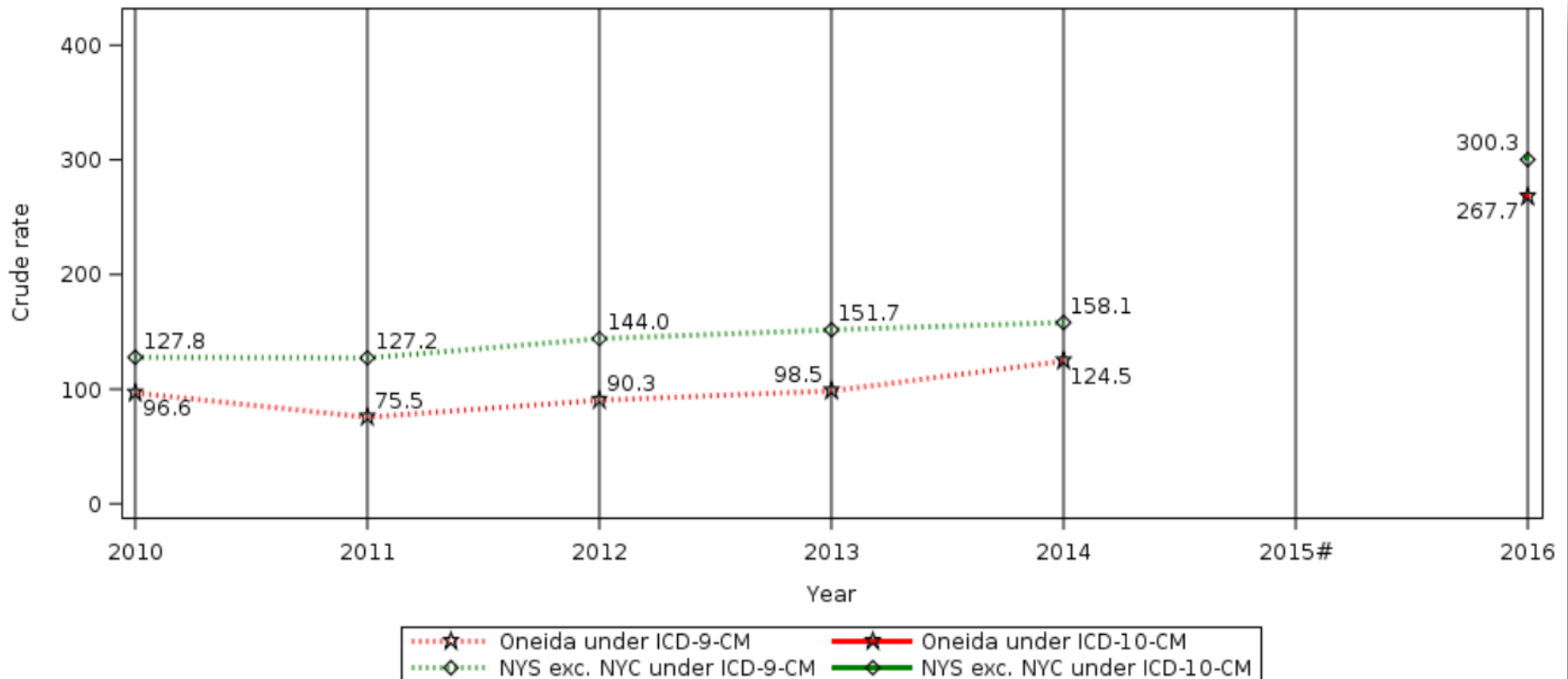
Suicide

A Snapshot

Oneida County - Prevention Agenda (PA) Indicators	Dial <i>i</i>	PA 2018 Objective and Most Recent Data <i>i</i>						
42 - Age-adjusted percentage of adults with poor mental health for 14 or more days in the last month	 <p>11.5</p>	 <table border="1"> <tr><td>Oneida</td><td>11.5</td></tr> <tr><td>NYS</td><td>10.7</td></tr> <tr><td>PA 2018</td><td>10.1</td></tr> </table>	Oneida	11.5	NYS	10.7	PA 2018	10.1
Oneida	11.5							
NYS	10.7							
PA 2018	10.1							
43 - Age-adjusted percentage of adults binge drinking during the past month	 <p>20.9</p>	 <table border="1"> <tr><td>Oneida</td><td>20.9</td></tr> <tr><td>NYS</td><td>18.3</td></tr> <tr><td>PA 2018</td><td>18.4</td></tr> </table>	Oneida	20.9	NYS	18.3	PA 2018	18.4
Oneida	20.9							
NYS	18.3							
PA 2018	18.4							
44 - Age-adjusted suicide death rate per 100,000 population	 <p>9.2</p>	 <table border="1"> <tr><td>Oneida</td><td>9.2</td></tr> <tr><td>NYS</td><td>8.0</td></tr> <tr><td>PA 2018</td><td>5.9</td></tr> </table>	Oneida	9.2	NYS	8.0	PA 2018	5.9
Oneida	9.2							
NYS	8.0							
PA 2018	5.9							

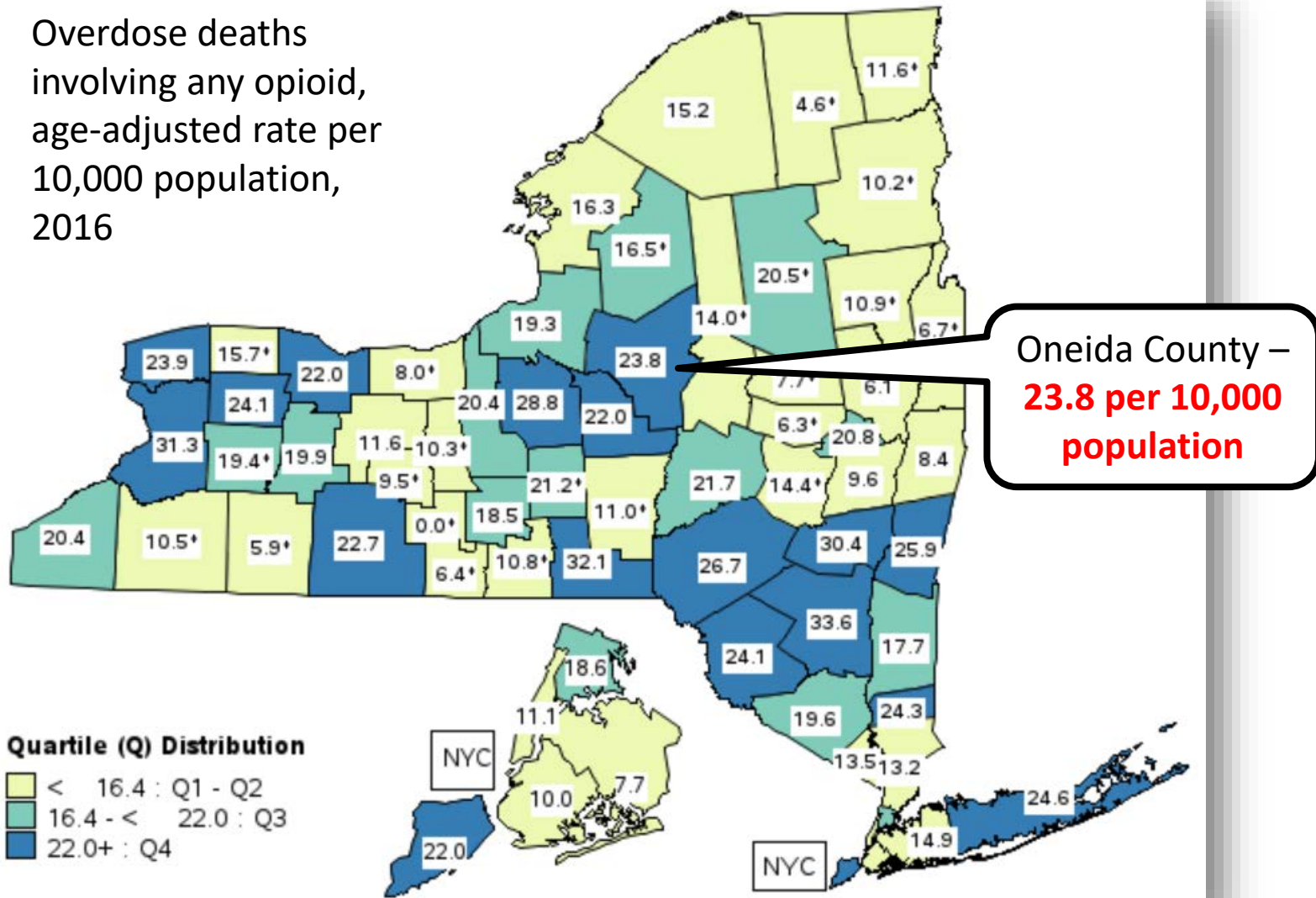
Opioid Burden

Outpatient ED visits and hospital discharges for non-fatal opioid overdose, abuse, dependence, and unspecified use; and opioid overdose deaths, crude rate per 100,000 pop.



Overdose Deaths due to Opioids

Overdose deaths involving any opioid, age-adjusted rate per 10,000 population, 2016





Prevent Communicable Diseases

1. Vaccine-preventable diseases

2. HIV

3. STIs

4. HCV

5. Antibiotic resistance

Immunizations

Influenza

Pneumonia

HIV




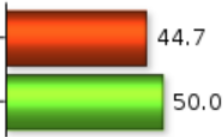

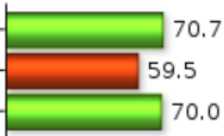
HPV

STIs

Hepatitis C

Healthcare-Associated Infections

Immunizations

Oneida County - Prevention Agenda (PA) Indicators	Dial <i>i</i>	PA 2018 Objective and Most Recent Data <i>i</i>
23 - Percentage of children with 4:3:1:3:3:1:4 immunization series - Aged 19-35 months	 <p>70.1</p>	 <p>Oneida 70.1 PA 2018 80.0</p>
24 - Percentage of adolescent females that received 3 or more doses of HPV vaccine - Aged 13-17 years	 <p>44.7</p>	 <p>Oneida 44.7 PA 2018 50.0</p>
25 - Percentage of adults with flu immunization - Aged 65+ years ^b	 <p>70.7</p>	 <p>Oneida 70.7 NYS 59.5 PA 2018 70.0</p>

STIs and HIV

Chlamydia Incidence Rate

352.0

Cases per 100,000
population
(2013-2015)



NY Counties

Compared to:



NY Value
(503.2)

[Learn More](#) [Save Card](#)

Gonorrhea Incidence Rate

51.9

Cases per 100,000
population
(2013-2015)



NY Counties

Compared to:



NY Value
(111.8)

[Learn More](#) [Save Card](#)

HIV Diagnosis Rate

5.0

Cases per 100,000
population
(2013-2015)



NY Counties
(2011-2013)

Compared to:



NY Value
(16.9)

[Learn More](#) [Save Card](#)

10-minute Break



Prevent Chronic Diseases

1. Healthy Eating & Food Security

2. Physical Activity

3. Tobacco Prevention

4. Preventive Care & Management

Obesity

Cancer

Heart Disease

Hypertension

Diabetes

Asthma

Arthritis

Kidney disease

Group Discussion:



Prevent Chronic Diseases

- What are the issues in our community?
- What should we do something about?

Make notes on your individual handouts and prepare to vote for a Focus Area.



Promote a Healthy & Safe Environment

1. Injuries, Violence, & Occupational Health

2. Outdoor Air Quality

3. Built & Indoor Environments

4. Water Quality

5. Food & Consumer Products

Falls

Homicide

Assault

Occupational Injury

Pedestrian/
cyclist crashes

Lead poisoning

Foodborne disease

Group Discussion:



Promote a Healthy & Safe Environment

- What are the issues in our community?
- What should we do something about?

Make notes on your individual handouts and prepare to vote for a Focus Area.



Promote Healthy Women, Infants, & Children

1. Maternal & Women's Health

2. Perinatal & Infant Health

3. Child & Adolescent Health

4. Cross-Cutting issues

Maternal mortality

Infant mortality

Preterm birth

Neonatal abstinence syndrome

Sudden unexpected infant death

Sad/ hopeless teens

Youth suicide

Dental caries

Breastfeeding

Group Discussion:



Promote Healthy Women, Infants, & Children

- What are the issues in our community?
- What should we do something about?

Make notes on your individual handouts and prepare to vote for a Focus Area.



Promote Well-being and Prevent Mental and Substance Use Disorders

1. Promote Well-Being

2. Prevent Mental & Substance Use Disorders

Poor mental health

Binge drinking

Substance misuse

Opioid overdose

Major depression

Suicide

Group Discussion:



Promote Well-being and Prevent Mental and Substance Use Disorders

- What are the issues in our community?
- What should we do something about?

Make notes on your individual handouts and prepare to vote for a Focus Area.



Prevent Communicable Diseases

1. Vaccine-preventable diseases

2. HIV

3. STIs

4. HCV

5. Antibiotic resistance

Immunizations

Influenza

Pneumonia

HIV

HPV

STIs

Hepatitis C

Healthcare-Associated Infections

Group Discussion:



Prevent Communicable Diseases

- What are the issues in our community?
- What should we do something about?

Make notes on your individual handouts and prepare to vote for a Focus Area.

**Oneida County
Social Determinants
of Health**

Oneida County Children

- **49,236 children**
(under 18)
- **41%** of children live in
single-parent
households



Oneida County Older Adults

- **41,019 adults** age 65 or older
- **35.3%** of adults 65+ have a disability
- **29.8%** of adults 65+ live alone



Education

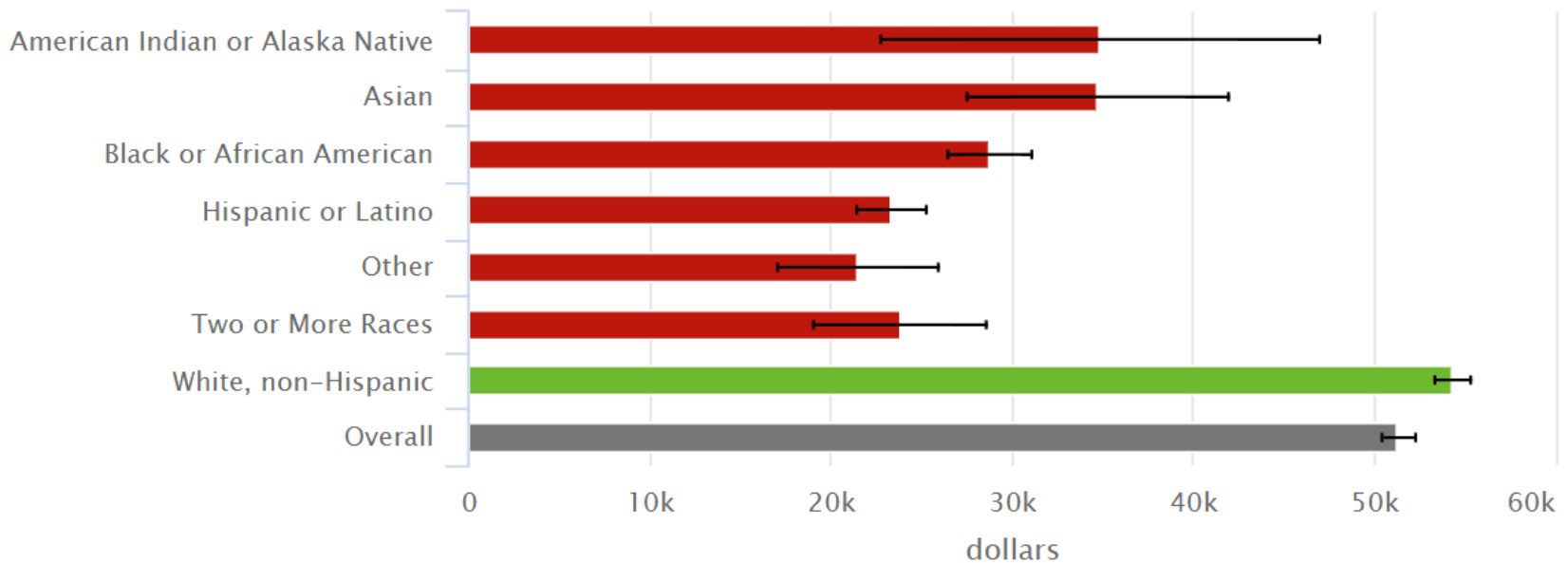
- **88.1%** of people 25+ have a high school degree or higher
- **23.9%** of people 25+ have a Bachelor's degree or higher




Income

- Median Household Income: **\$51,316**

Median Household Income by Race/Ethnicity

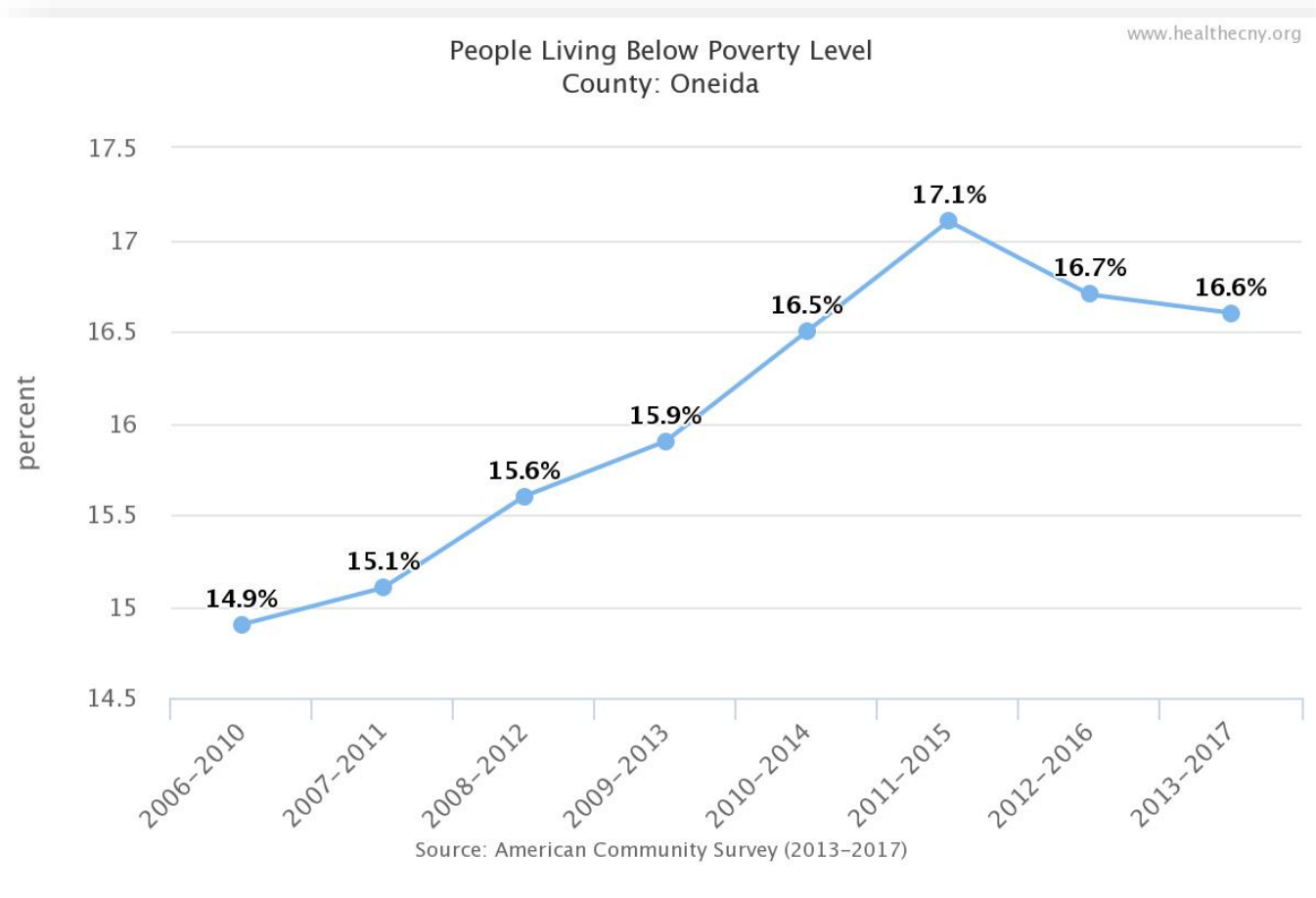


 Significantly **better** than the overall value

 Significantly **worse** than the overall value

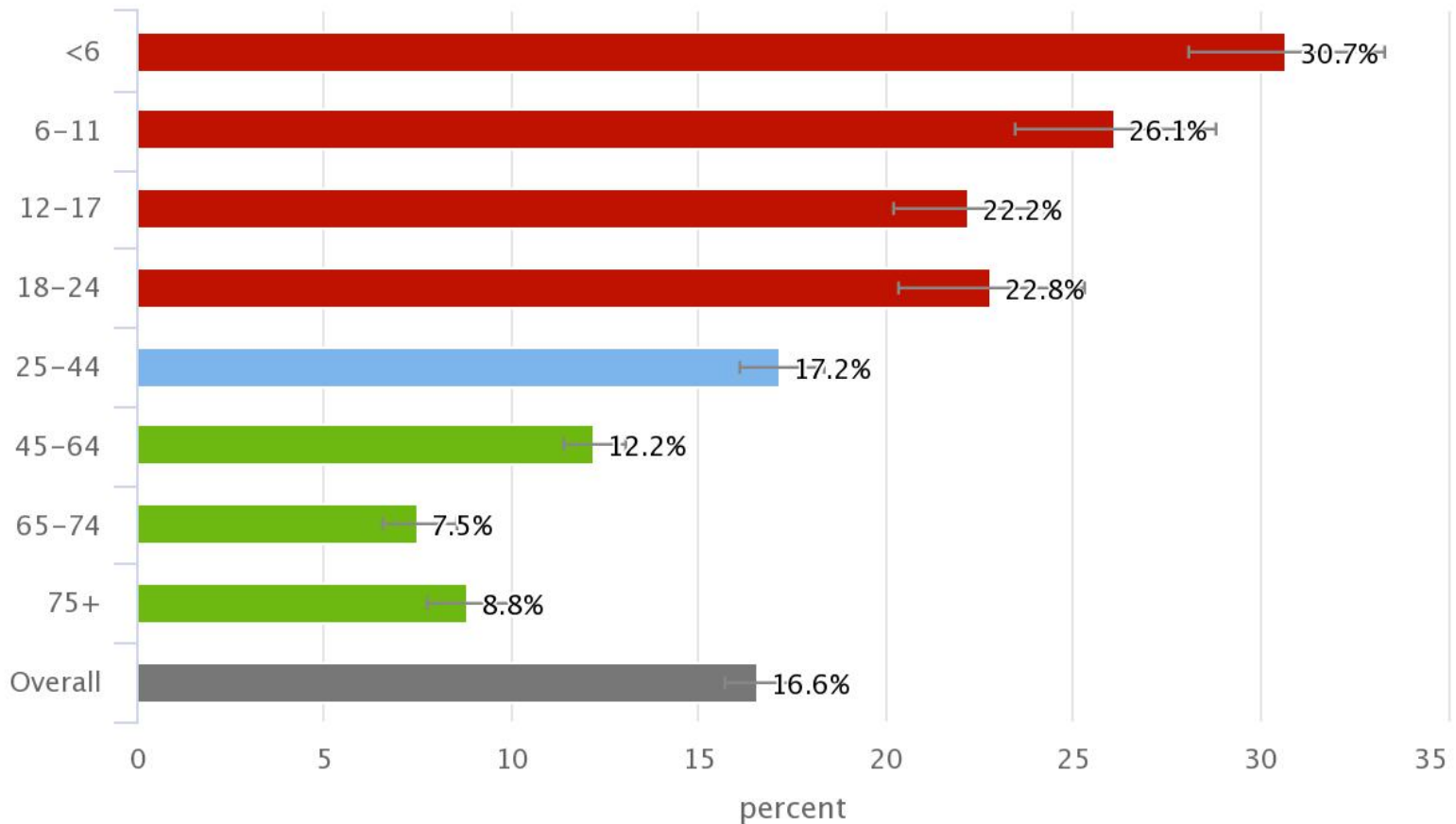
Poverty

- 16.6% of people live below poverty level



Poverty

People Living Below Poverty Level by Age
County: Oneida

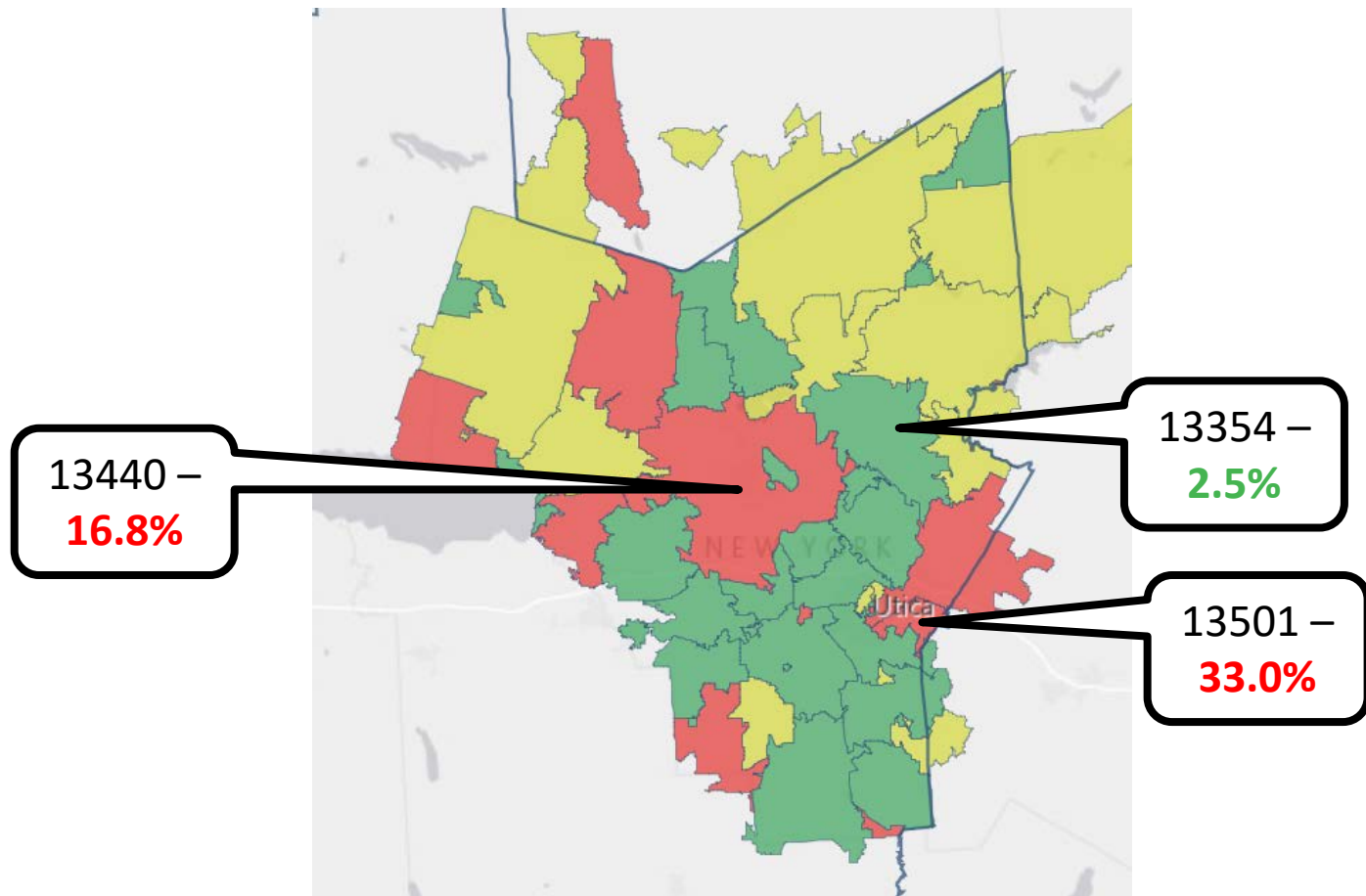


Source: American Community Survey (2013-2017)

www.healthcny.org

Poverty

People living below poverty level – by Zip Code



Housing

- **29%** of adults experienced housing insecurity during the past 12 months
- **15%** have severe housing problems (at least 1 of the following):
 - Overcrowding
 - High housing costs
 - Lack of kitchen facilities
 - Lack of plumbing facilities



Health Care Access

- **95.5%** of adults (aged 18-64) have health insurance
- **90.6%** of adults who have a regular health care provider
- **9.5%** of adults who do not receive medical care due to cost

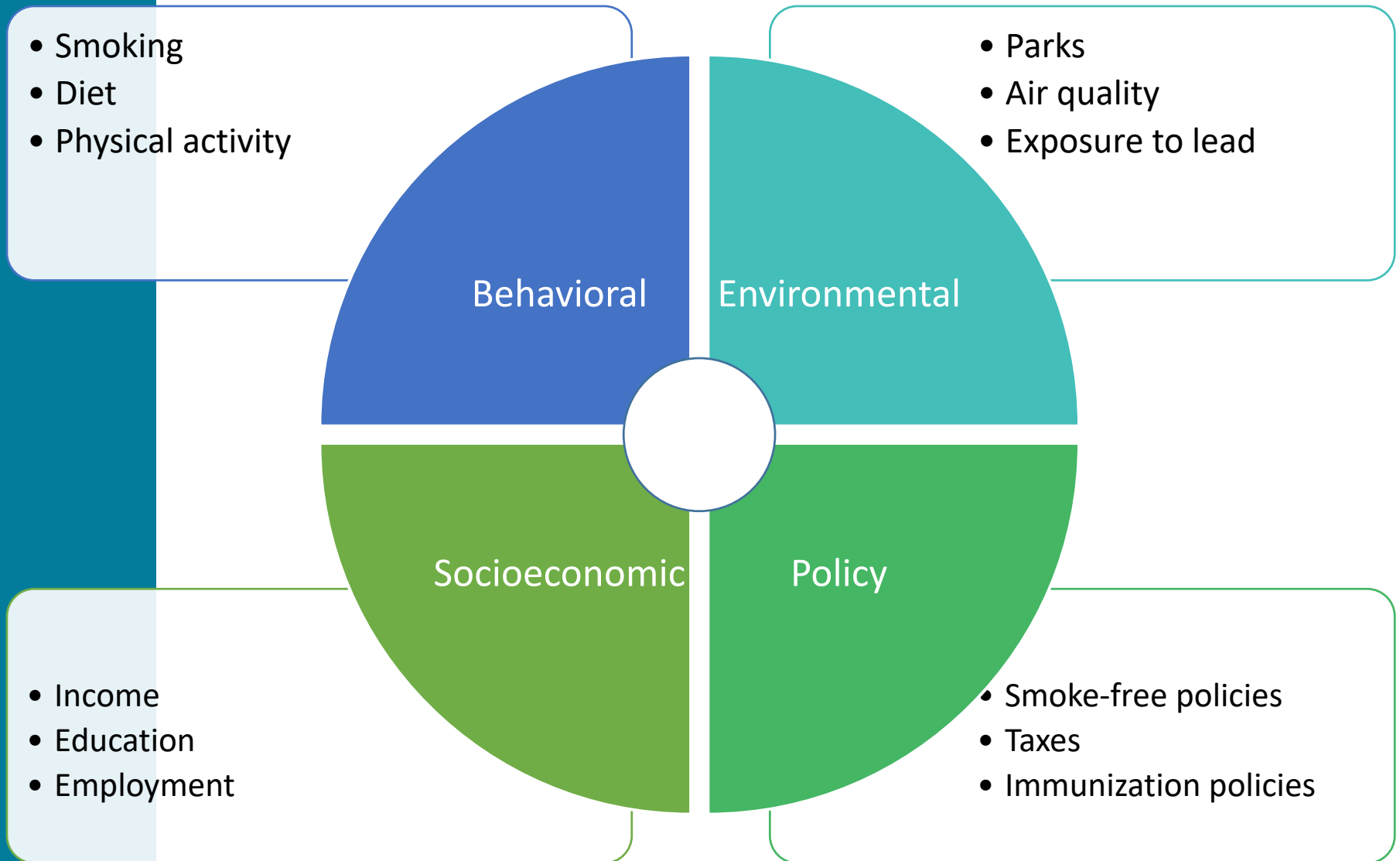


**Group Discussion
and
Your Feedback**

What are some factors that have a **positive impact on health in Oneida County?**

Which factors have a **negative impact?**

Some factors that influence health

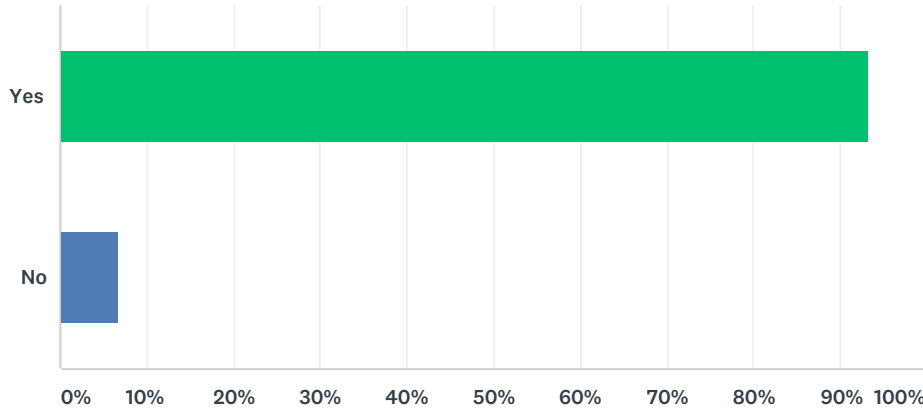


Next Steps

Thank you!

Q1 Are you a resident of Oneida County?

Answered: 1,111 Skipped: 0



ANSWER CHOICES	RESPONSES	
Yes	93.25%	1,036
No	6.75%	75
TOTAL		1,111

Q2 What is your Zip Code where you live?

Answered: 898 Skipped: 213

Please refer to the following page for a detailed Zip Code breakdown for the survey.

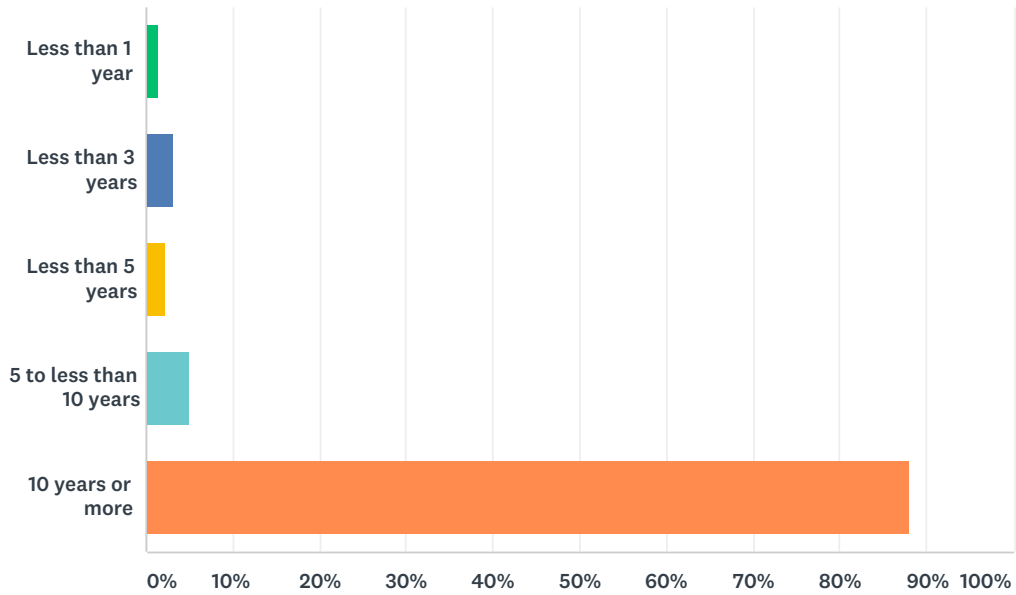
Zip Codes for assessment survey results as of 7/9/19

13032	Canastota	1	0.11%
13042	Cleveland	2	0.22%
13054	Durhamville	1	0.11%
13162	Verona Beach	1	0.11%
13303	Ava	3	0.33%
13304	Barneveld	6	0.67%
13308	Blossville	6	0.67%
13309	Boonville	16	1.78%
13313	Bridgewater	3	0.33%
13316	Camden	13	1.45%
13318	Cassville	6	0.67%
13319	Chadwicks	5	0.56%
13321	Clarks Mills	6	0.67%
13322	Clayville	1	0.11%
13323	Clinton	49	5.46%
13328	Deansboro	5	0.56%
13338	Foresport	4	0.45%
13352	Hinckley	1	0.11%
13354	Holland Patent	14	1.56%
13363	Lee Center	9	1.00%
13402	Madison	1	0.11%
13403	Marcy	19	2.12%
13407	Mohawk	1	0.11%
13413	New Hartford	75	8.35%
13417	NY Mills	13	1.45%
13418	North Brookfield	1	0.11%
13420	Old Forge	1	0.11%
13421	Oneida	7	0.78%
13424	Oriskany	6	0.67%
13425	Oriskany Falls	5	0.56%
13431	Poland	1	0.11%
13435	Prospect	1	0.11%
13438	Remsen	10	1.11%
13440	Rome	231	25.72%
13442	Rome	1	0.11%
13456	Sauquoit	19	2.12%
13461	Sherrill	46	5.12%
13469	Stittville	3	0.33%
13471	Taberg	15	1.67%
13476	Vernon	5	0.56%
13477	Vernon Center	2	0.22%
13478	Verona	8	0.89%
13480	Waterville	9	1.00%
13483	Westdale	1	0.11%
13486	Westernville	2	0.22%
13490	Westmoreland	5	0.56%
13491	West Winfield	2	0.22%
13492	Whitesboro	49	5.46%
13495	Yorkville	8	0.89%
13501	Utica	101	11.25%
13502	Utica	96	10.69%
13535	invalid zip	1	0.11%
23478	invalid zip	1	0.11%
		898	100.00%

*out of county

Q3 How many years have you lived in Oneida County?

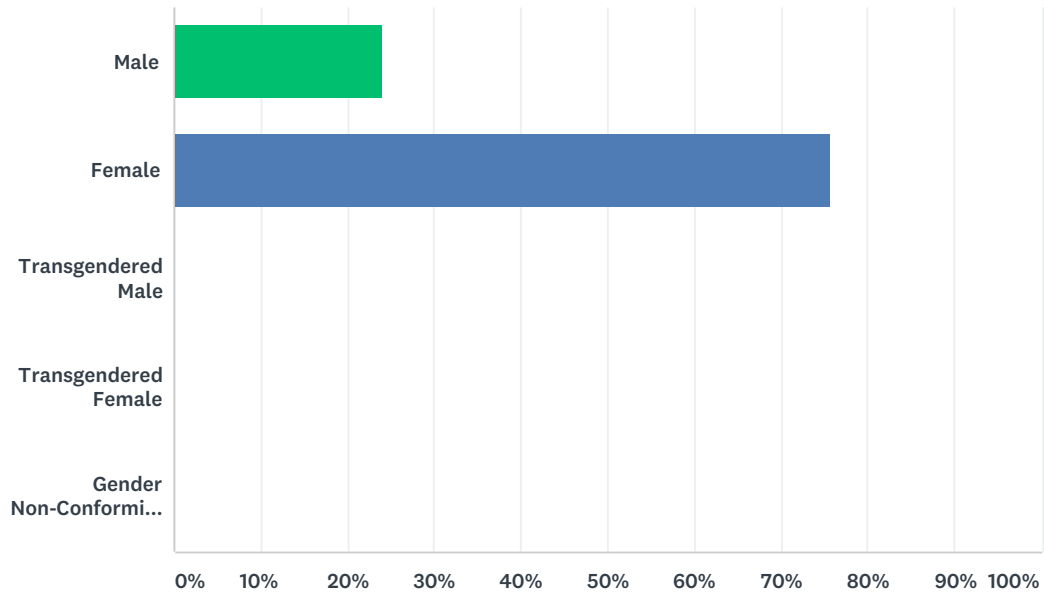
Answered: 898 Skipped: 213



ANSWER CHOICES	RESPONSES	
Less than 1 year	1.45%	13
Less than 3 years	3.12%	28
Less than 5 years	2.34%	21
5 to less than 10 years	5.12%	46
10 years or more	87.97%	790
TOTAL		898

Q4 What is your gender?

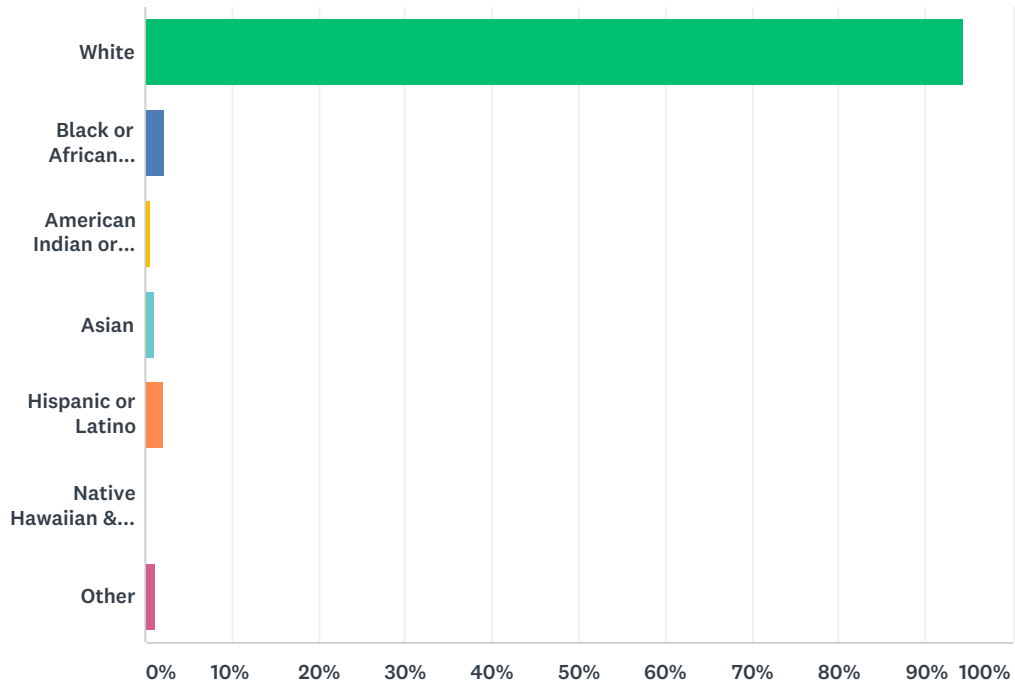
Answered: 898 Skipped: 213



ANSWER CHOICES	RESPONSES	
Male	24.05%	216
Female	75.72%	680
Transgendered Male	0.00%	0
Transgendered Female	0.00%	0
Gender Non-Conforming (GNC)	0.22%	2
TOTAL		898

Q5 How would you describe yourself? Check all that apply (Race/Ethnicity)

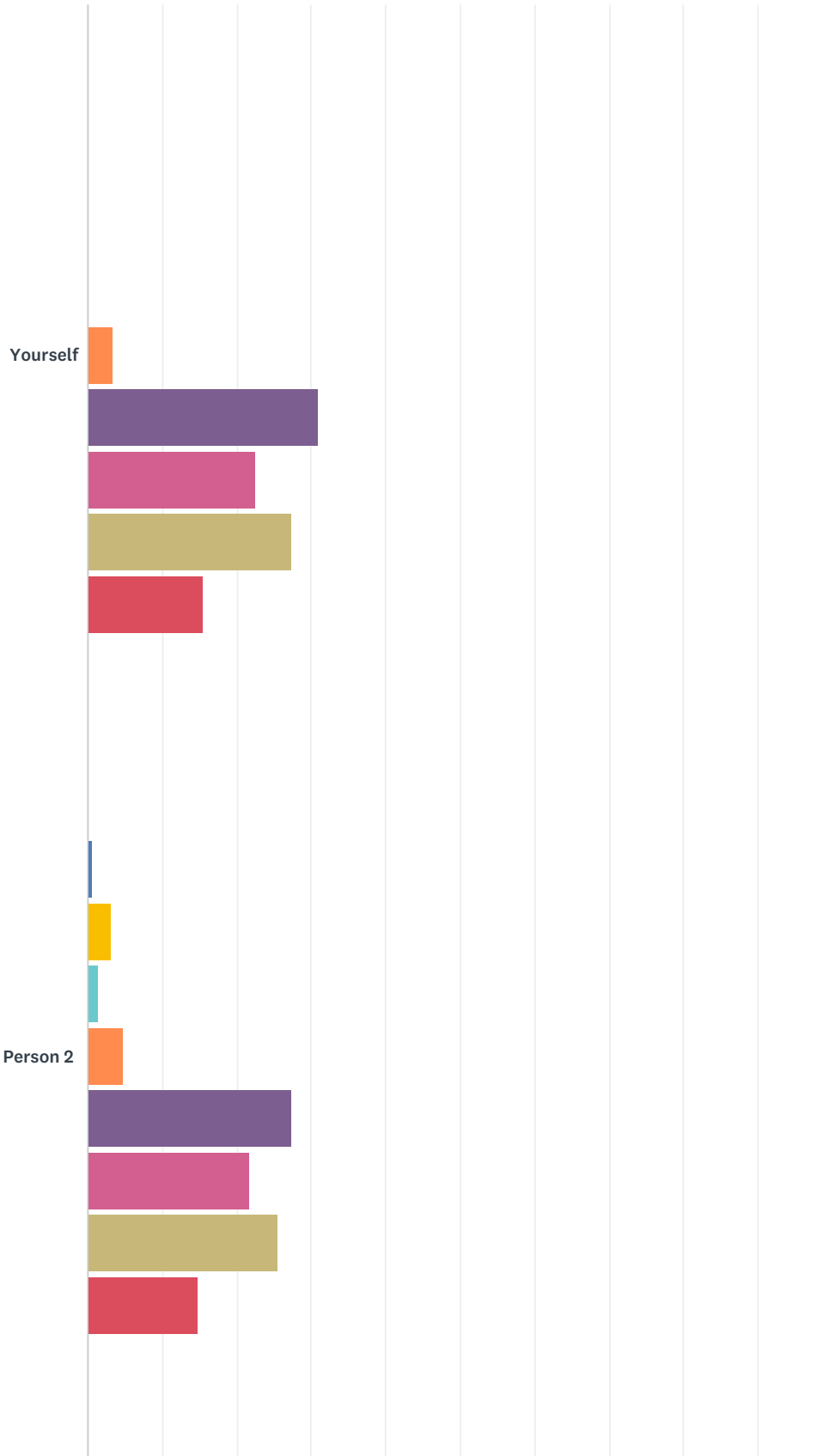
Answered: 898 Skipped: 213



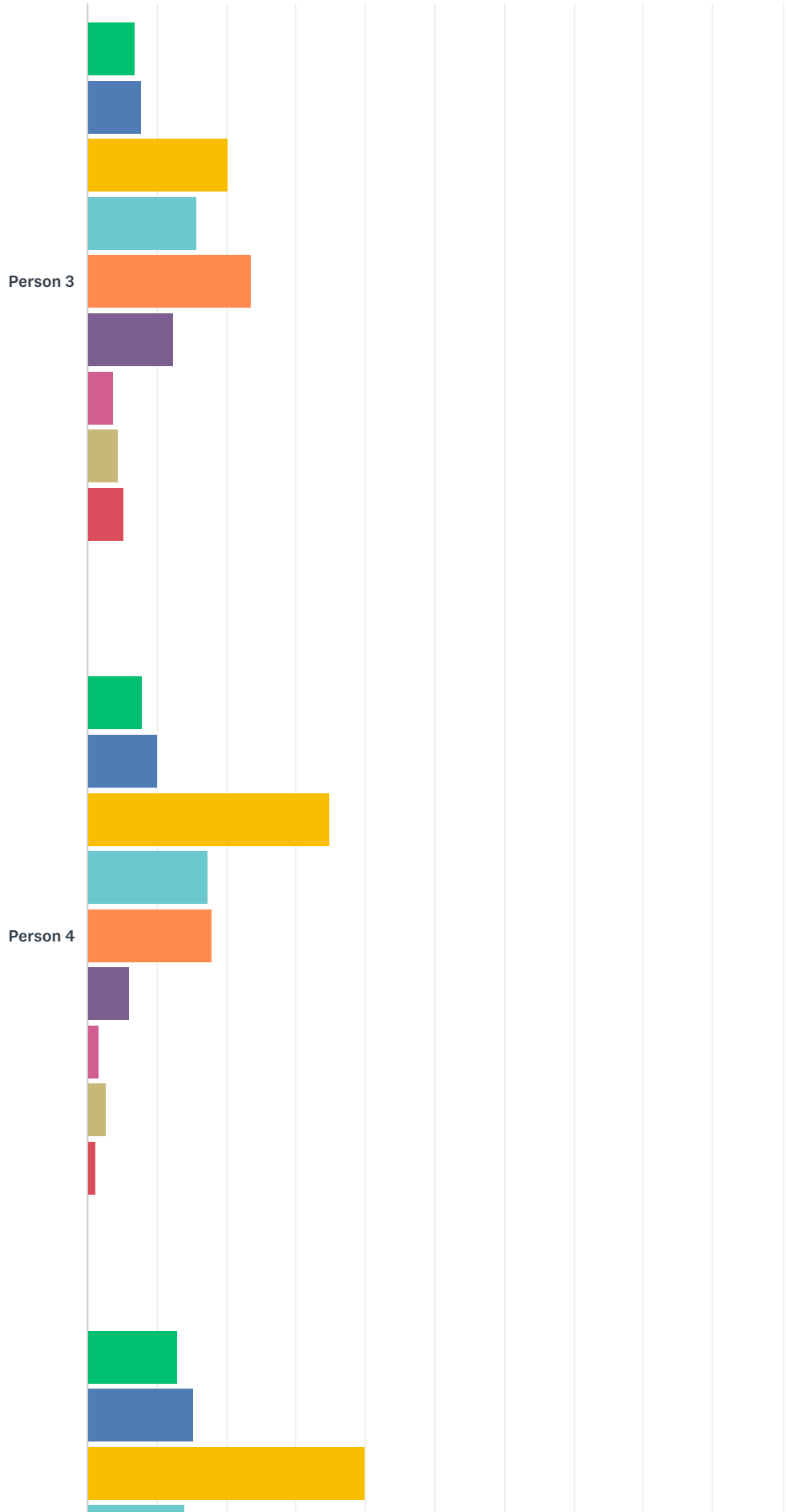
ANSWER CHOICES	RESPONSES	
White	94.43%	848
Black or African American	2.34%	21
American Indian or Alaska Native	0.56%	5
Asian	1.11%	10
Hispanic or Latino	2.00%	18
Native Hawaiian & Other Pacific Islander	0.11%	1
Other	1.22%	11
Total Respondents: 898		

Q6 What are the ages of people who live in your household?

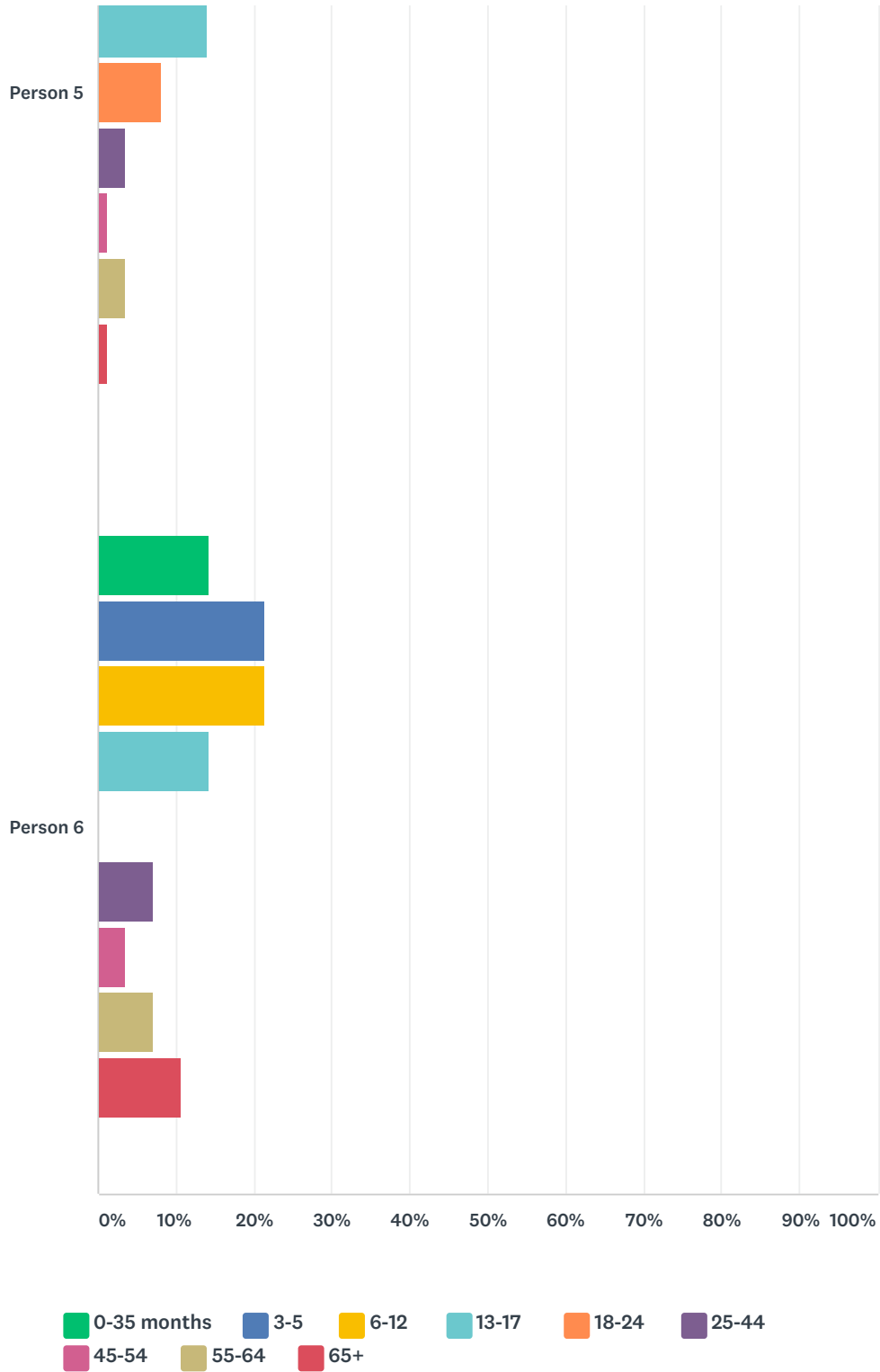
Answered: 898 Skipped: 213



Community Health Assessment Survey 2019



Community Health Assessment Survey 2019



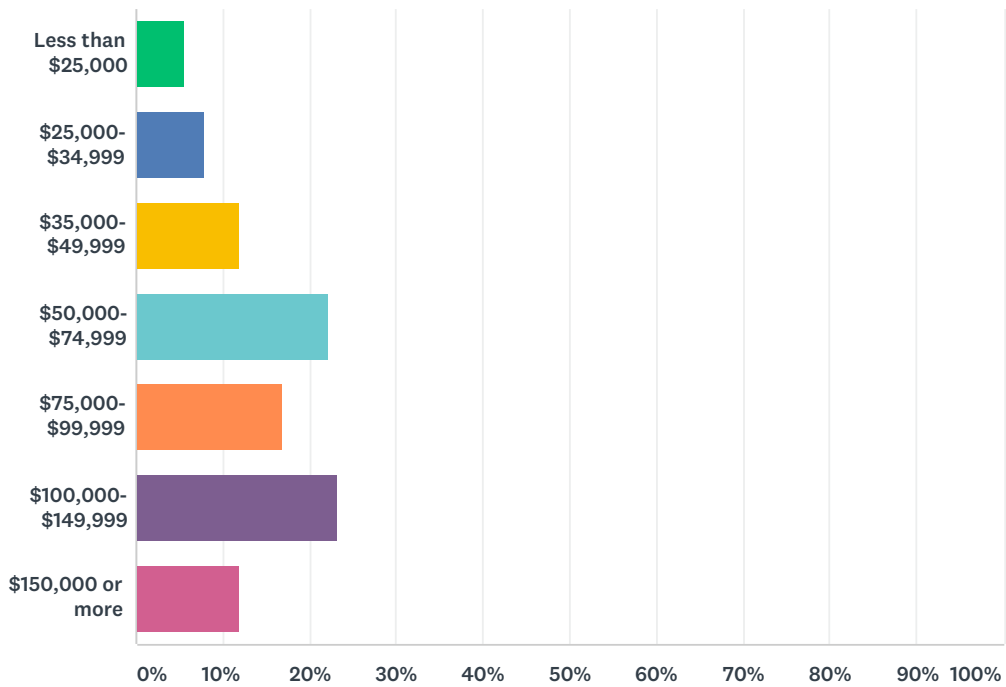
	0-35 MONTHS	3-5	6-12	13-17	18-24	25-44	45-54	55-64	65+	TOTAL
Yourself	0.22% 2	0.00% 0	0.00% 0	0.00% 0	3.36% 30	30.87% 276	22.60% 202	27.40% 245	15.55% 139	894
Person 2	0.27% 2	0.68% 5	3.14% 23	1.50% 11	4.91% 36	27.42% 201	21.69% 159	25.51% 187	14.87% 109	733
Person 3	6.82% 27	7.83% 31	20.20% 80	15.66% 62	23.74% 94	12.37% 49	3.79% 15	4.29% 17	5.30% 21	396

Community Health Assessment Survey 2019

Person 4	8.03% 20	10.04% 25	34.94% 87	17.27% 43	18.07% 45	6.02% 15	1.61% 4	2.81% 7	1.20% 3	249
Person 5	12.94% 11	15.29% 13	40.00% 34	14.12% 12	8.24% 7	3.53% 3	1.18% 1	3.53% 3	1.18% 1	85
Person 6	14.29% 4	21.43% 6	21.43% 6	14.29% 4	0.00% 0	7.14% 2	3.57% 1	7.14% 2	10.71% 3	28

Q7 Counting all income sources from everyone in your household, what was the combined household income last year? (check only one)

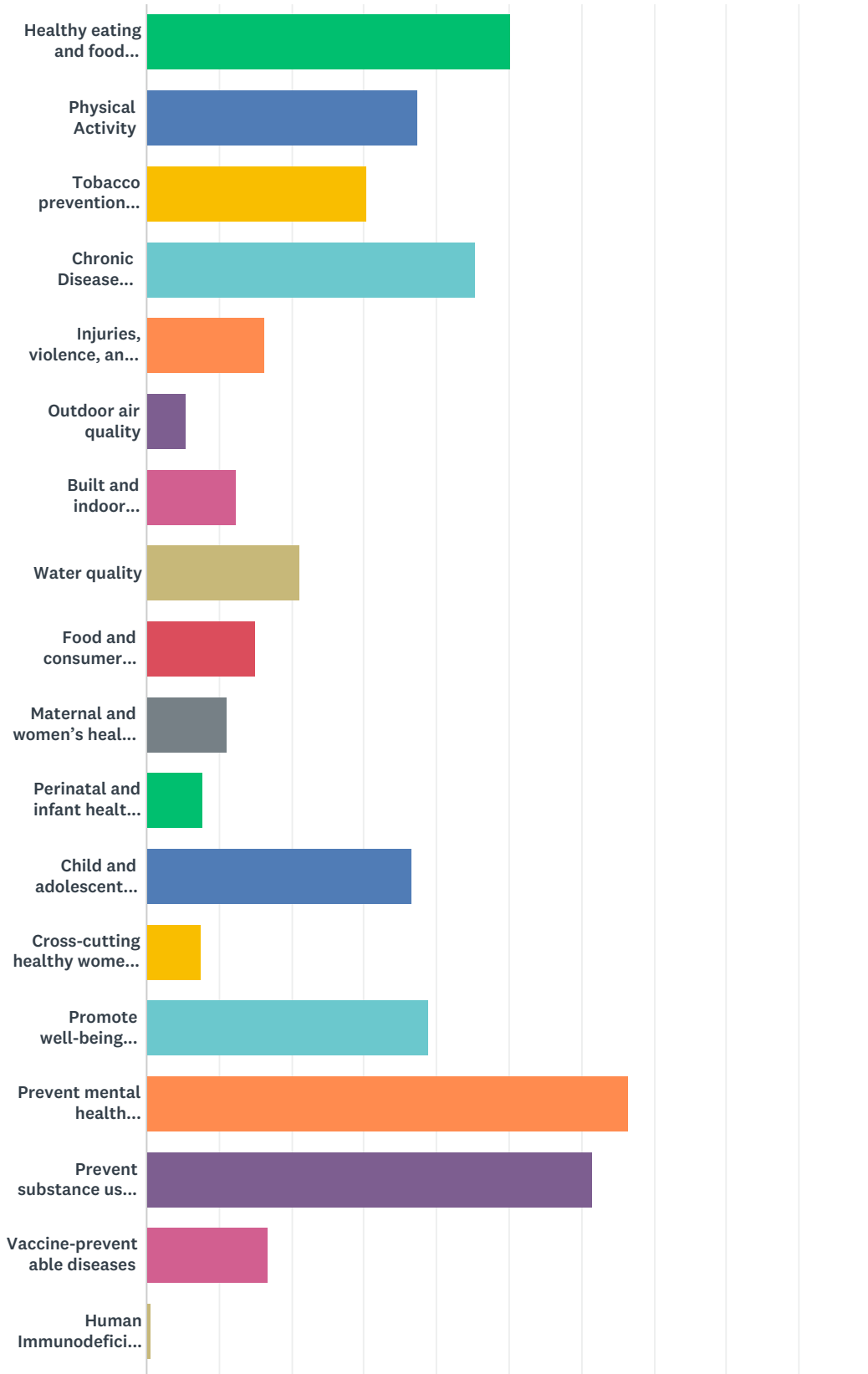
Answered: 898 Skipped: 213



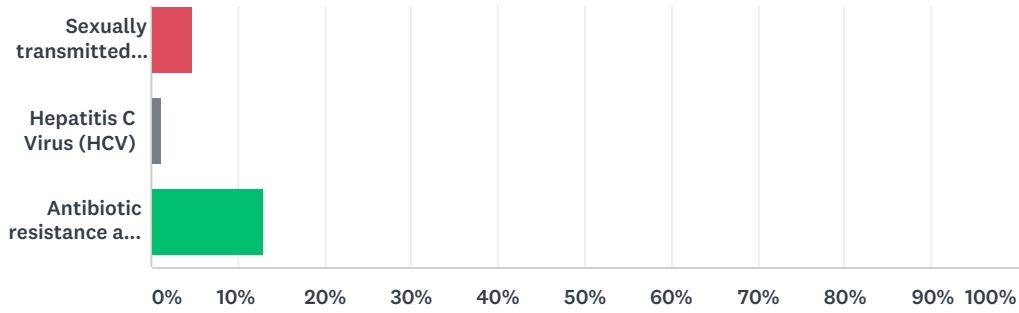
ANSWER CHOICES	RESPONSES	
Less than \$25,000	5.68%	51
\$25,000- \$34,999	7.91%	71
\$35,000- \$49,999	12.03%	108
\$50,000- \$74,999	22.27%	200
\$75,000- \$99,999	17.04%	153
\$100,000- \$149,999	23.16%	208
\$150,000 or more	11.92%	107
TOTAL		898

Q8 What do you feel are the top health issues in Oneida County? Pick your top 5. (YOU MUST PICK EXACTLY 5 CHOICES)

Answered: 898 Skipped: 213



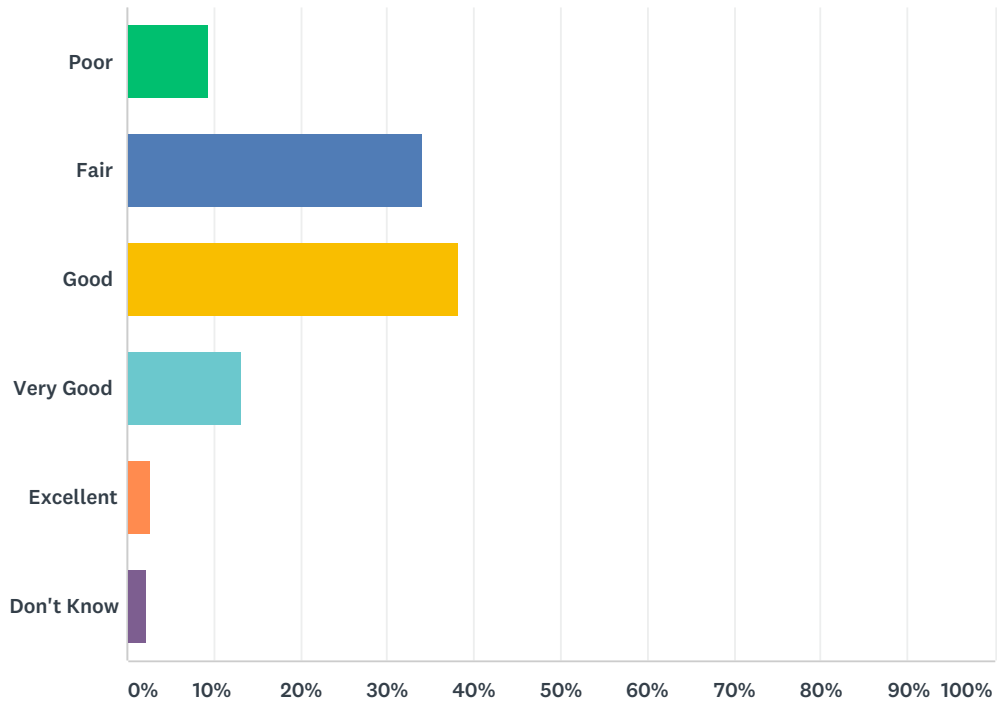
Community Health Assessment Survey 2019



ANSWER CHOICES	RESPONSES	
Healthy eating and food security (access to healthy and affordable foods)	50.22%	451
Physical Activity	37.42%	336
Tobacco prevention (including electronic vaping products)	30.29%	272
Chronic Disease Preventive care and management (cancer screenings, early detection of disease)	45.43%	408
Injuries, violence, and occupational health	16.37%	147
Outdoor air quality	5.35%	48
Built and indoor environments (healthy community, home, and school environments)	12.36%	111
Water quality	21.05%	189
Food and consumer products (food safety, product safety)	15.03%	135
Maternal and women's health (preventive healthcare, maternal mortality)	11.14%	100
Perinatal and infant health (infant mortality, breastfeeding)	7.68%	69
Child and adolescent health (social-emotional relationships, children with special healthcare needs, dental health)	36.53%	328
Cross-cutting healthy women, infants, and children (racial, ethnic, economic disparities)	7.57%	68
Promote well-being (increase the ability for people to properly adapt to stress and negative experiences)	38.98%	350
Prevent mental health disorders (depression, suicide, etc)	66.59%	598
Prevent substance use disorders (opioids, etc.)	61.58%	553
Vaccine-preventable diseases	16.70%	150
Human Immunodeficiency Virus (HIV)	0.67%	6
Sexually transmitted infections (STIs)	4.79%	43
Hepatitis C Virus (HCV)	1.34%	12
Antibiotic resistance and healthcare-associated infections	12.92%	116
Total Respondents: 898		

Q9 Overall how would you rate healthcare services in the community?

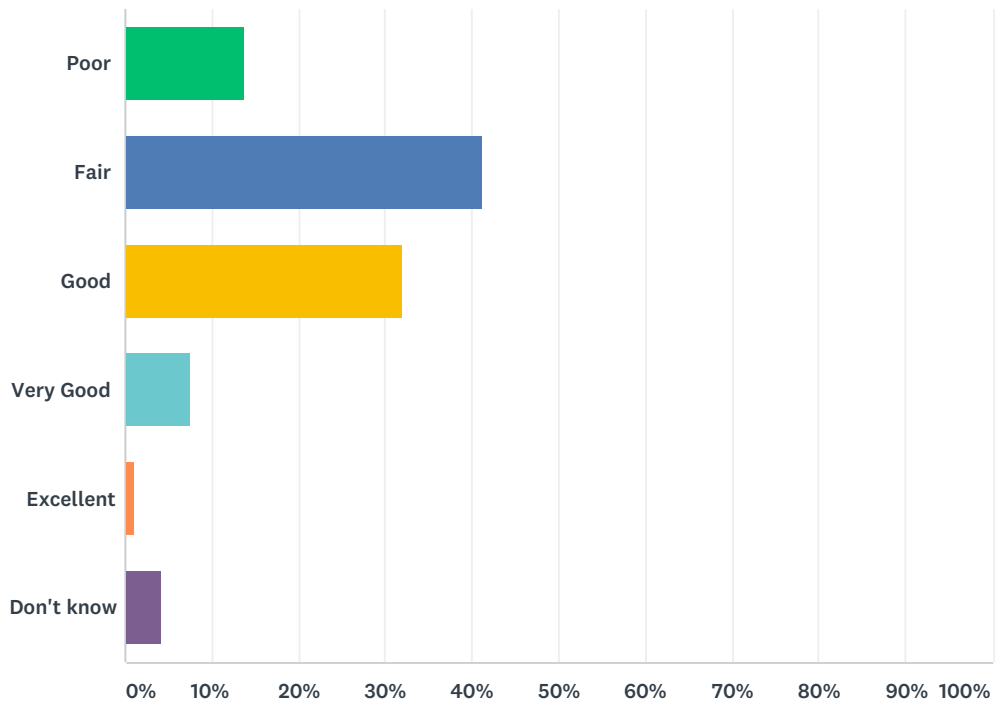
Answered: 898 Skipped: 213



ANSWER CHOICES	RESPONSES	
Poor	9.35%	84
Fair	34.08%	306
Good	38.20%	343
Very Good	13.25%	119
Excellent	2.78%	25
Don't Know	2.34%	21
TOTAL		898

Q10 Overall how would you rate preventive and/or healthy lifestyle services in your community?

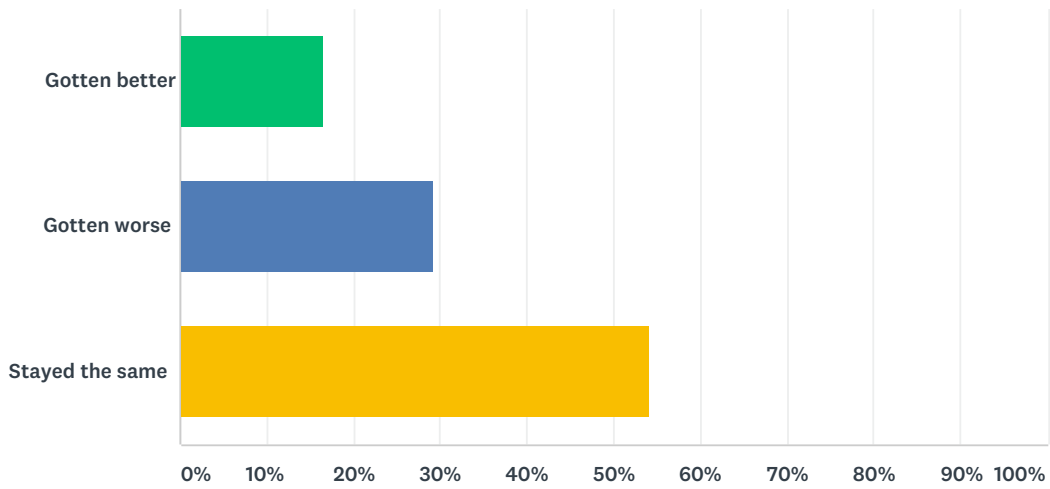
Answered: 898 Skipped: 213



ANSWER CHOICES	RESPONSES	
Poor	13.81%	124
Fair	41.31%	371
Good	32.07%	288
Very Good	7.57%	68
Excellent	1.11%	10
Don't know	4.12%	37
TOTAL		898

Q11 Over the past year would you say the availability of health care services in Oneida County have

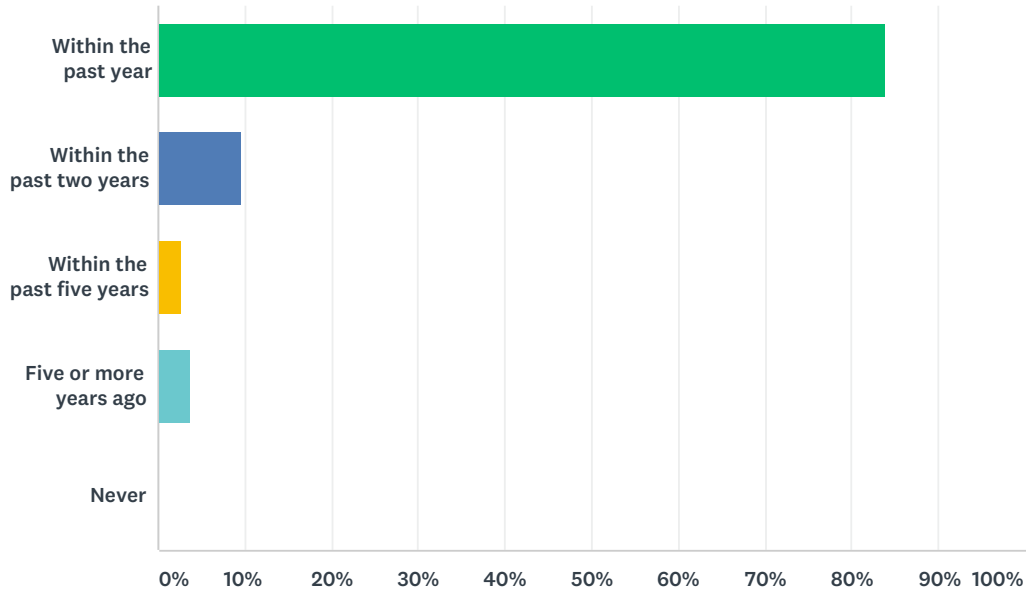
Answered: 898 Skipped: 213



ANSWER CHOICES	RESPONSES	
Gotten better	16.59%	149
Gotten worse	29.29%	263
Stayed the same	54.12%	486
TOTAL		898

Q12 How long has it been since you last visited a doctor for a routine check-up? A routine check-up is a general visit, not a visit for specific injury, illness, or condition.

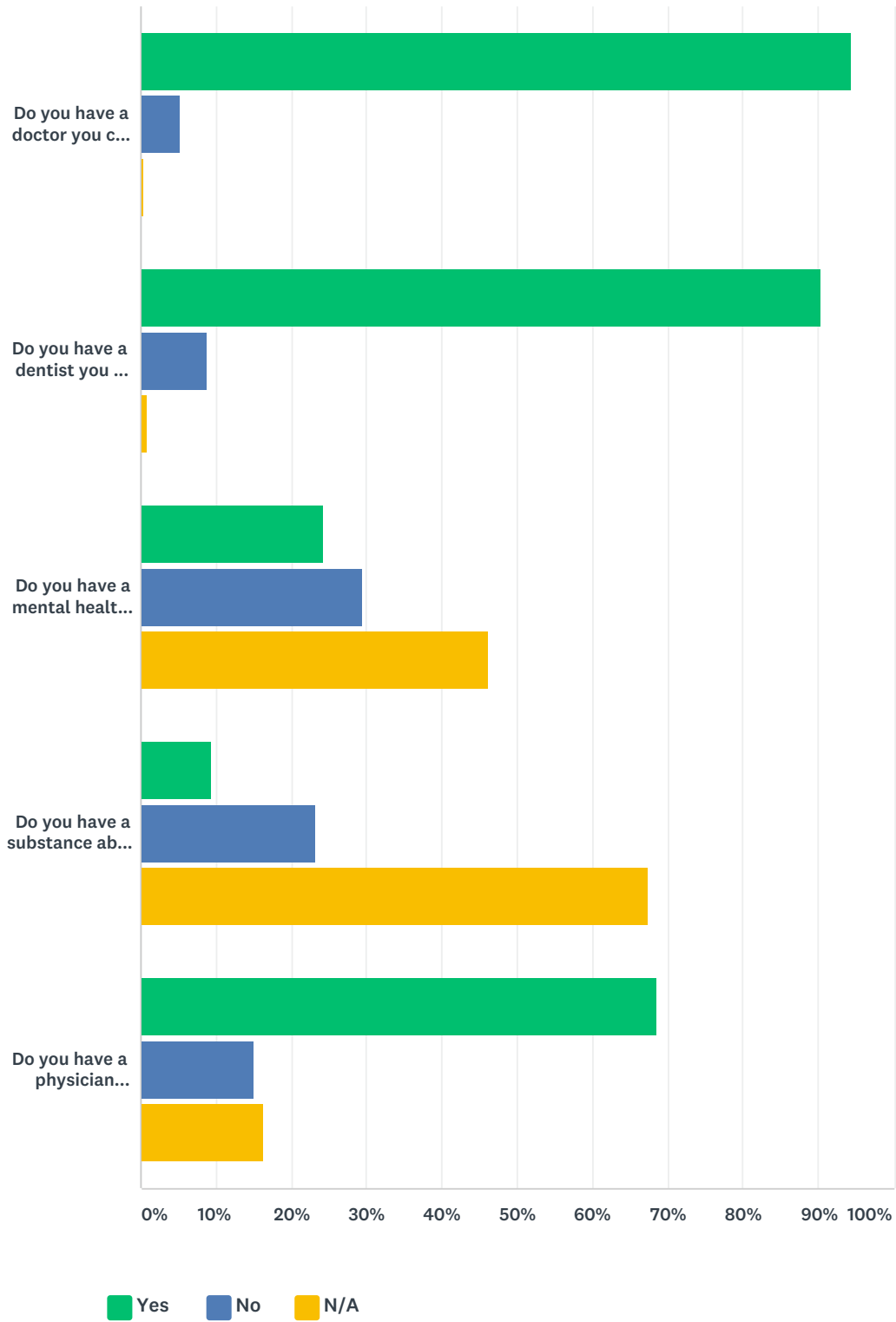
Answered: 898 Skipped: 213



ANSWER CHOICES	RESPONSES	
Within the past year	83.85%	753
Within the past two years	9.58%	86
Within the past five years	2.78%	25
Five or more years ago	3.67%	33
Never	0.11%	1
TOTAL		898

Q13 If you or a household member have a healthcare need:

Answered: 897 Skipped: 214



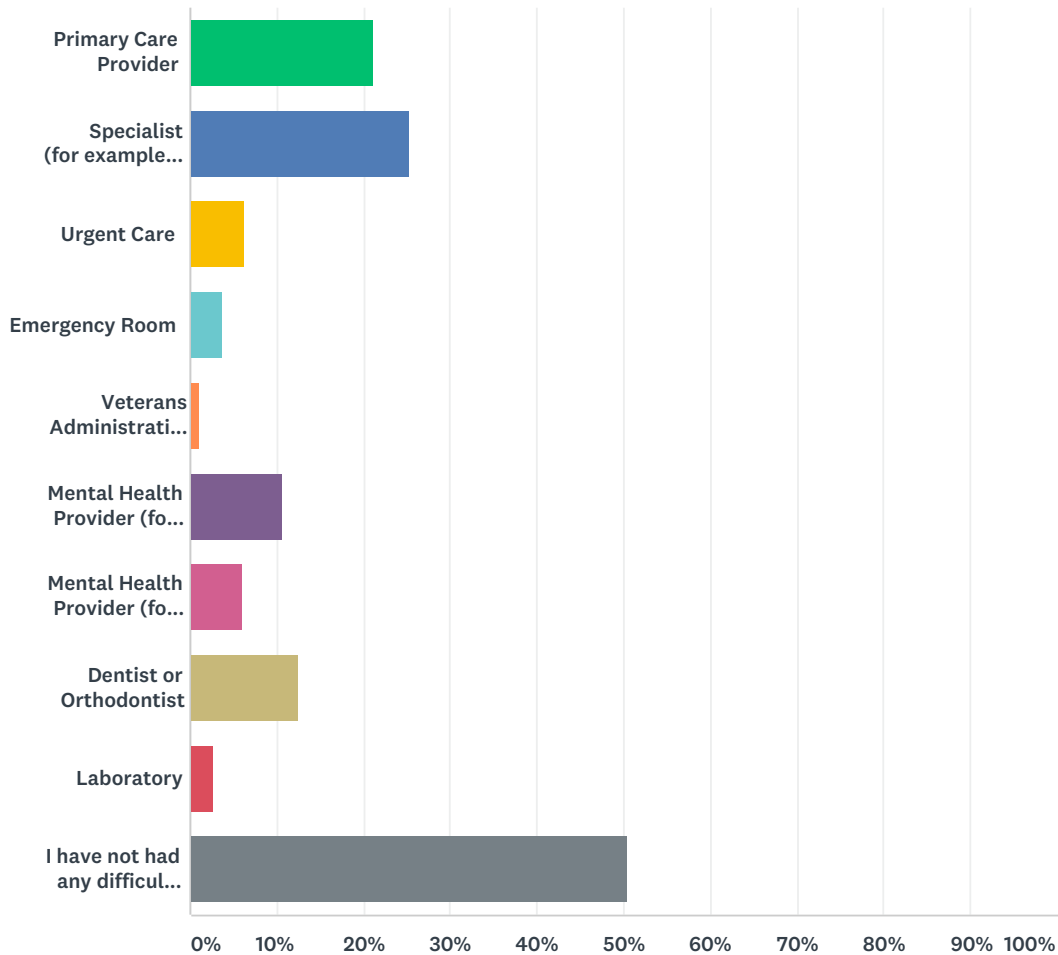
	YES	NO	N/A	TOTAL
Do you have a doctor you can go to?	94.42% 846	5.25% 47	0.33% 3	896

Community Health Assessment Survey 2019

Do you have a dentist you can go to?	90.37% 807	8.73% 78	0.90% 8	893
Do you have a mental health specialist you can go to?	24.33% 217	29.48% 263	46.19% 412	892
Do you have a substance abuse counselor you can go to?	9.32% 83	23.23% 207	67.45% 601	891
Do you have a physician specialist you can go to?	68.72% 615	14.97% 134	16.31% 146	895

Q14 Have you or any member of your household had difficulty accessing any of the following types of healthcare services in the past two years? Check all that apply

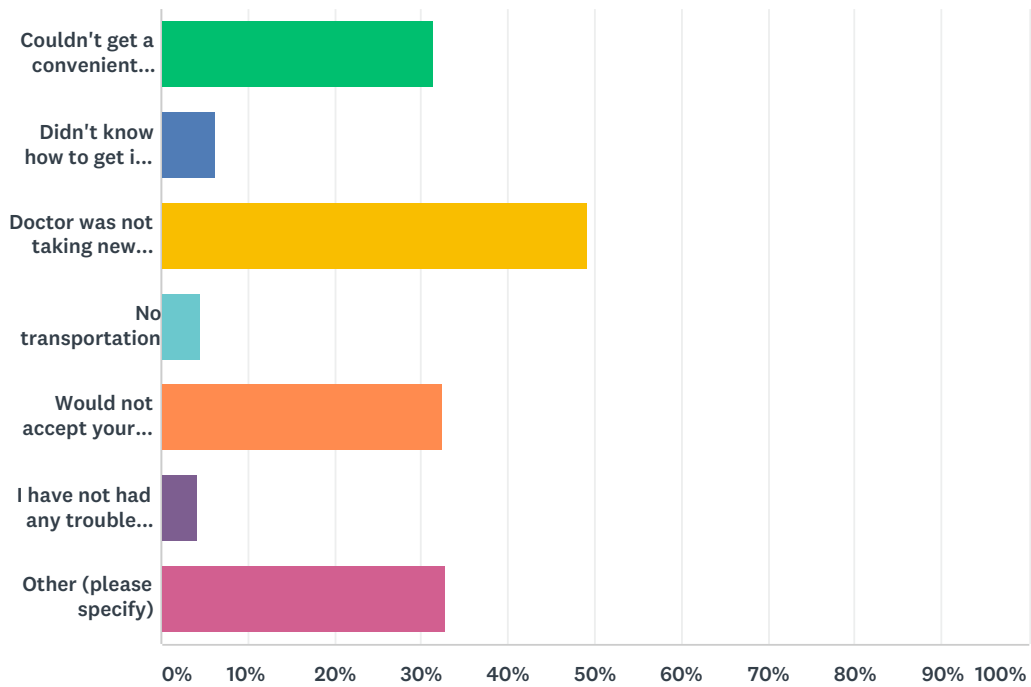
Answered: 898 Skipped: 213



ANSWER CHOICES	RESPONSES	
Primary Care Provider	21.16%	190
Specialist (for example, Dermatologist, Cardiologist, Ear Nose Throat (ENT), Surgeon, etc.)	25.28%	227
Urgent Care	6.24%	56
Emergency Room	3.79%	34
Veterans Administration (VS) Services	1.11%	10
Mental Health Provider (for adult)	10.58%	95
Mental Health Provider (for children)	6.12%	55
Dentist or Orthodontist	12.58%	113
Laboratory	2.67%	24
I have not had any difficulty accessing healthcare services	50.33%	452

Q15 Why would you say you had trouble finding a doctor or accessing healthcare services? (Check all that apply)

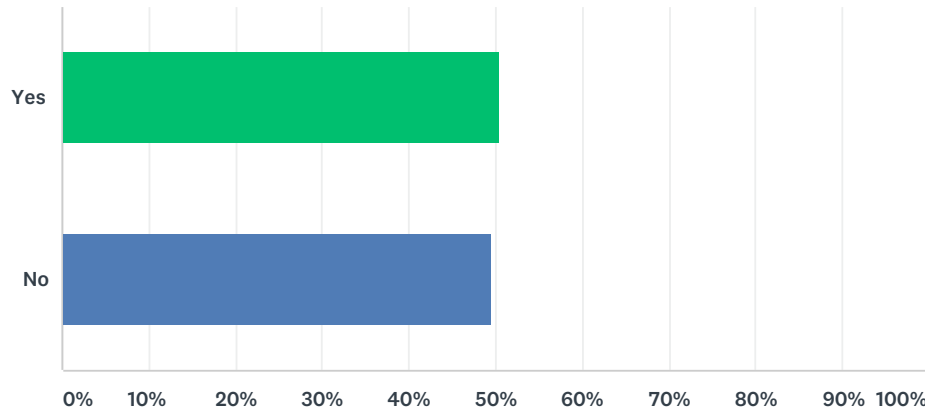
Answered: 430 Skipped: 681



ANSWER CHOICES	RESPONSES	
Couldn't get a convenient appointment	31.40%	135
Didn't know how to get in contact with one	6.28%	27
Doctor was not taking new patients	49.07%	211
No transportation	4.65%	20
Would not accept your insurance	32.33%	139
I have not had any trouble finding a doctor or accessing healthcare services	4.19%	18
Other (please specify)	32.79%	141
Total Respondents: 430		

Q16 Do you travel outside the area or County to access healthcare services?

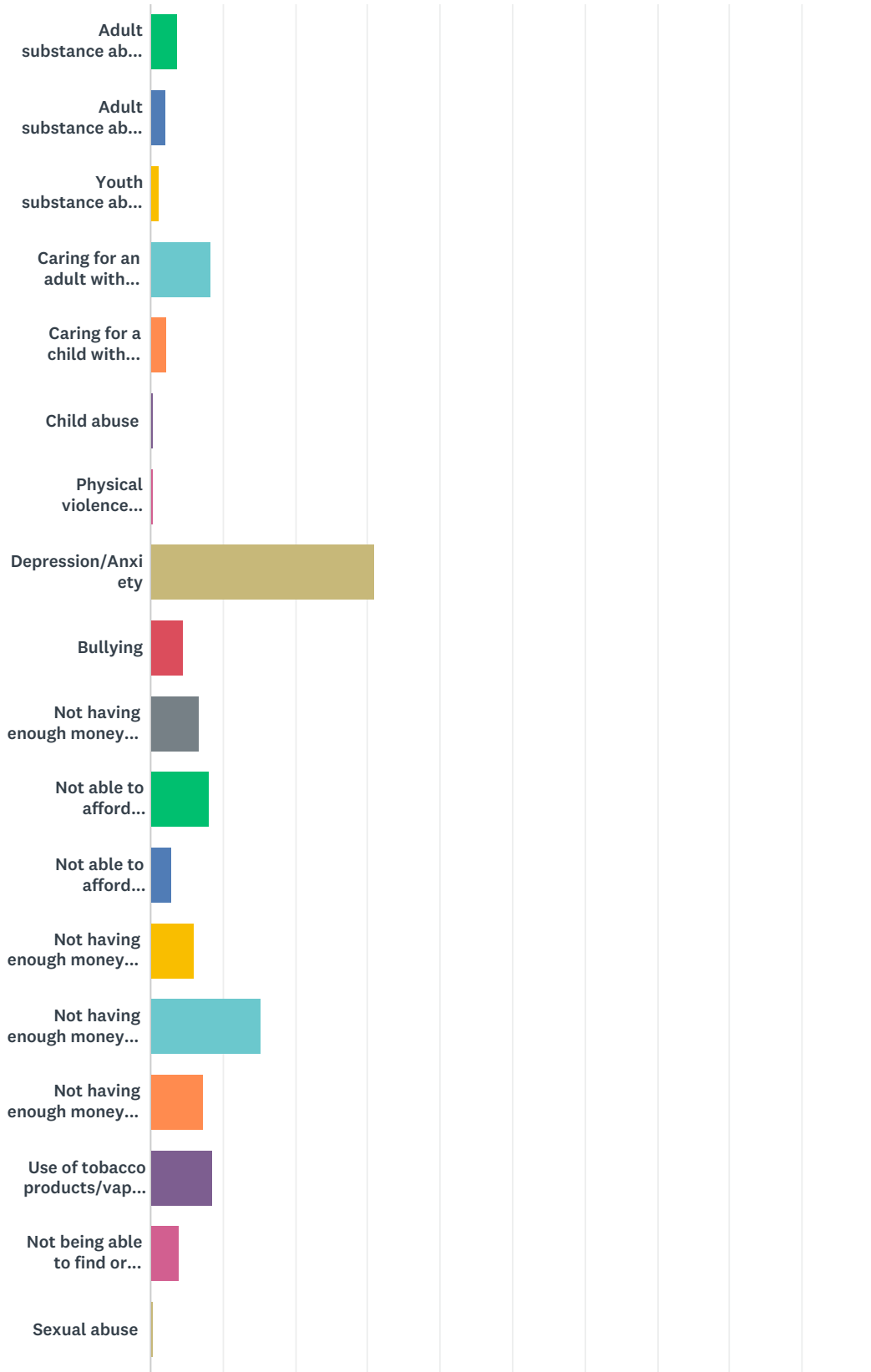
Answered: 863 Skipped: 248



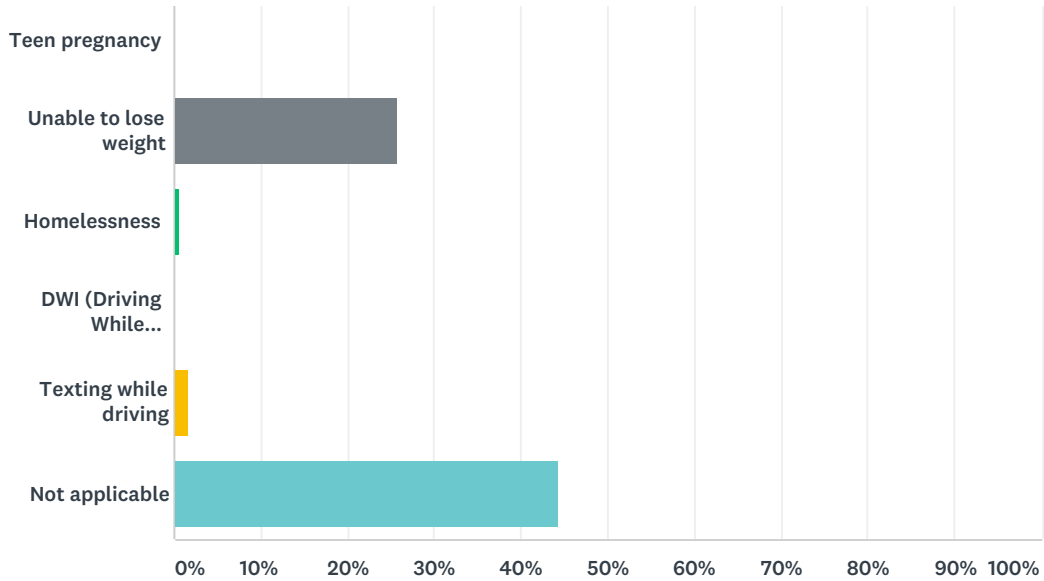
ANSWER CHOICES	RESPONSES	
Yes	50.41%	435
No	49.59%	428
TOTAL		863

Q17 Have any of the following been a problem for you or someone in your household in the past 12 months. (check all that apply)

Answered: 863 Skipped: 248



Community Health Assessment Survey 2019



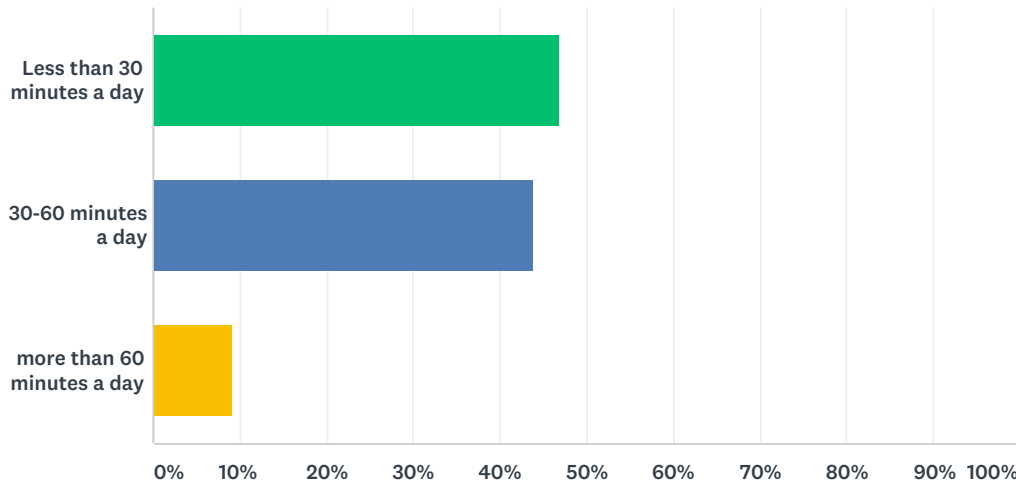
ANSWER CHOICES	RESPONSES	
Adult substance abuse (alcohol or legal medications)	3.82%	33
Adult substance abuse (illegal drugs)	2.09%	18
Youth substance abuse (alcohol, drugs, etc)	1.16%	10
Caring for an adult with disabilities	8.46%	73
Caring for a child with disabilities	2.20%	19
Child abuse	0.35%	3
Physical violence against adults	0.35%	3
Depression/Anxiety	30.94%	267
Bullying	4.63%	40
Not having enough money for food	6.60%	57
Not able to afford nutritious food (fresh vegetables and fruits)	8.23%	71
Not able to afford transportation	3.01%	26
Not having enough money to pay for housing	6.14%	53
Not having enough money to pay the doctor, dentist or pharmacy	15.30%	132
Not having enough money to pay for mental health counselor	7.30%	63
Use of tobacco products/vaping products	8.57%	74
Not being able to find or afford after-school child care	4.06%	35
Sexual abuse	0.46%	4
Teen pregnancy	0.12%	1
Unable to lose weight	25.72%	222
Homelessness	0.70%	6
DWI (Driving While Intoxicated)	0.23%	2

Community Health Assessment Survey 2019

Texting while driving	1.74%	15
Not applicable	44.38%	383
Total Respondents: 863		

Q18 During the past month, on average, how many minutes a day have you participated in physical activities or exercise, such as running, walking, golf, soccer, etc.?

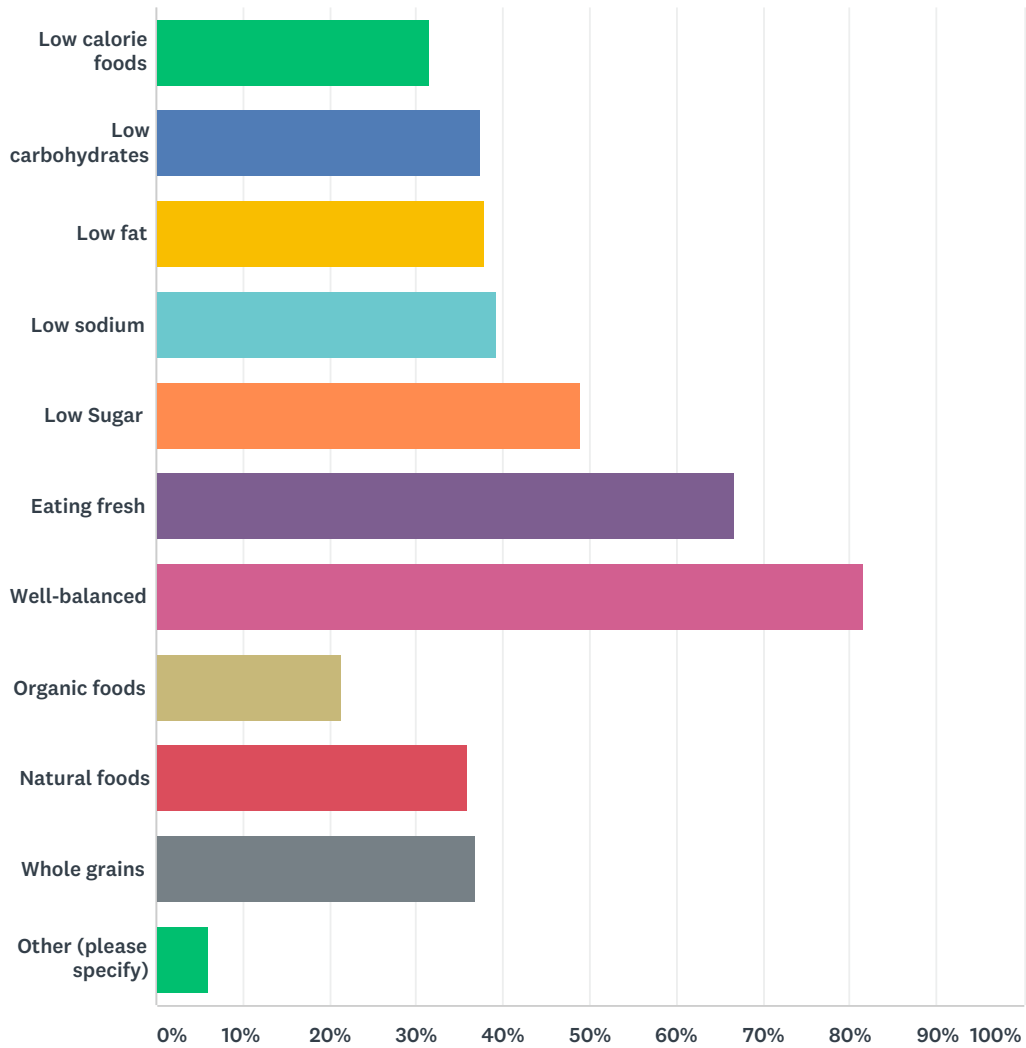
Answered: 863 Skipped: 248



ANSWER CHOICES	RESPONSES	
Less than 30 minutes a day	46.81%	404
30-60 minutes a day	43.92%	379
more than 60 minutes a day	9.27%	80
TOTAL		863

Q19 What does “eating healthy” mean to you? (Check all that apply)

Answered: 863 Skipped: 248



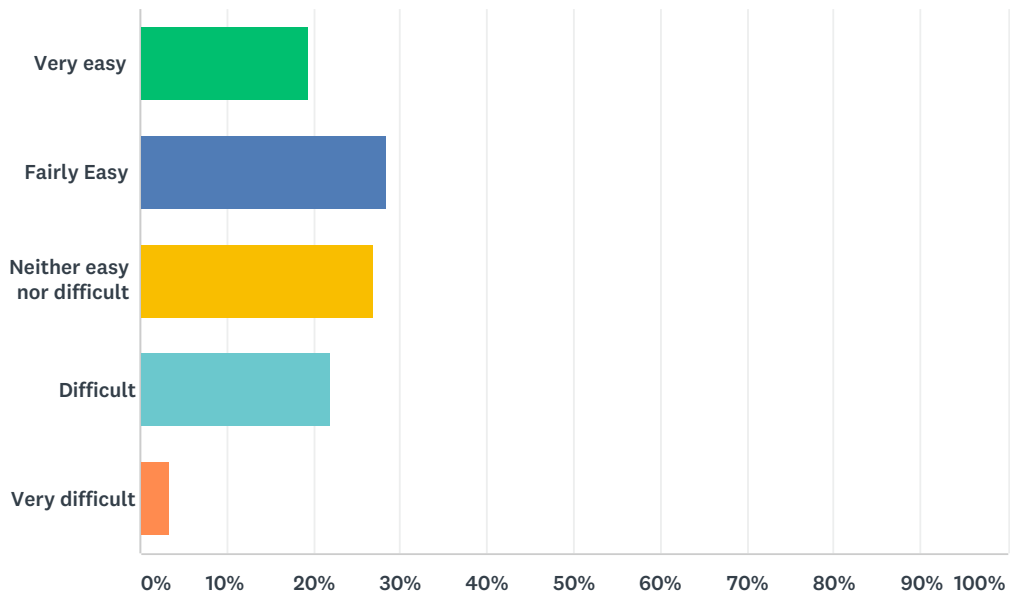
ANSWER CHOICES	RESPONSES
Low calorie foods	31.52% 272
Low carbohydrates	37.43% 323
Low fat	37.89% 327
Low sodium	39.40% 340
Low Sugar	49.02% 423
Eating fresh	66.74% 576
Well-balanced	81.69% 705
Organic foods	21.32% 184
Natural foods	36.04% 311
Whole grains	36.73% 317

Community Health Assessment Survey 2019

Other (please specify)	6.14%	53
Total Respondents: 863		

Q20 How easy/difficult is it for you to get your 5 daily servings of fruits and vegetables as recommended by the USDA?

Answered: 863 Skipped: 248



ANSWER CHOICES	RESPONSES	
Very easy	19.47%	168
Fairly Easy	28.39%	245
Neither easy nor difficult	26.88%	232
Difficult	22.02%	190
Very difficult	3.24%	28
TOTAL		863

Appendix C - Community Stakeholder Meeting - Poll Exercise Rankings

Community Stakeholder Meeting 3-28-19 Poll Results

Poll Question	Poll Option	Total		
		Count	Votes	Results
In the Chronic Disease Priority Area, which focus area is most important to address in Oneida County?	Healthy Eating & Food Security	21	54	39%
In the Chronic Disease Priority Area, which focus area is most important to address in Oneida County?	Preventive Care & Management	21	54	39%
In the Chronic Disease Priority Area, which focus area is most important to address in Oneida County?	Physical Activity	7	54	13%
In the Chronic Disease Priority Area, which focus area is most important to address in Oneida County?	Tobacco Prevention	5	54	9%
In the Communicable Diseases Priority Area, which focus area is most important to address in Oneida County?	Antibiotic Resistance & Healthcare-Associated Infections	24	56	43%
In the Communicable Diseases Priority Area, which focus area is most important to address in Oneida County?	Vaccine-Preventable Diseases	23	56	41%
In the Communicable Diseases Priority Area, which focus area is most important to address in Oneida County?	STIs	4	56	7%
In the Communicable Diseases Priority Area, which focus area is most important to address in Oneida County?	HIV	3	56	5%
In the Communicable Diseases Priority Area, which focus area is most important to address in Oneida County?	HCV	2	56	4%
In the Healthy and Safe Environment Priority Area, which focus area is most important to address in Oneida County?	Injuries, Violence & Occupational Health	28	57	49%
In the Healthy and Safe Environment Priority Area, which focus area is most important to address in Oneida County?	Built and Indoor Environments	26	57	46%
In the Healthy and Safe Environment Priority Area, which focus area is most important to address in Oneida County?	Outdoor Air Quality	1	57	2%
In the Healthy and Safe Environment Priority Area, which focus area is most important to address in Oneida County?	Water Quality	1	57	2%
In the Healthy and Safe Environment Priority Area, which focus area is most important to address in Oneida County?	Food & Consumer Products	1	57	2%
In the Mental Health and Substance Use Disorders Priority Area, which focus area is most important to address in Oneida County?	Prevent Mental & Substance Abuse Disorders	39	56	70%
In the Mental Health and Substance Use Disorders Priority Area, which focus area is most important to address in Oneida County?	Promote Well Being	17	56	30%
In the Women, Infants, and Children Priority Area, which focus area is most important to address in Oneida County?	Cross Cutting Healthy Women, Infants, & Children	22	54	41%
In the Women, Infants, and Children Priority Area, which focus area is most important to address in Oneida County?	Child & Adolescent Health	13	54	24%
In the Women, Infants, and Children Priority Area, which focus area is most important to address in Oneida County?	Maternal & Women's Health	12	54	22%
In the Women, Infants, and Children Priority Area, which focus area is most important to address in Oneida County?	Perinatal & Infant Health	8	54	15%

Positive Social Determinants

Social Determinant	Positive Impact
<i>Environment</i>	<ul style="list-style-type: none"> • Clean water • Abundant opportunities to engage with natural environment and to experience physical exercise • Green spaces in cities- good for mental well-being • Tobacco free parks • Safer playground equipment • Great parks and trails • Good Air Quality • Easy to navigate communities
<i>Community-Based Services and in-home services</i>	<ul style="list-style-type: none"> • People are able to keep appointments without concerns (childcare, transportation, etc.) • Wraparound services • Combined effort in community services (referrals)
<i>Health Access</i>	<ul style="list-style-type: none"> • Facilitated enrollers utilizing primary and preventative care • More adults (18-64) have health insurance • More adults have a healthcare provider • Increase in insurance coverage creates a healthier community • ACA- increase health insurance coverage • Expanded Medicaid and insurance programs • Medicare services • Nascentia FQHC
<i>Support</i>	<ul style="list-style-type: none"> • Care coordination • Caregiver/familial support • Influences attitude and self-confidence → improved well-being and functioning
<i>Services</i>	<ul style="list-style-type: none"> • Help families access services they wouldn't otherwise have • Recognized area for social services programs • Primary care based social workers to make referrals
<i>Education</i>	<ul style="list-style-type: none"> • Have options that can address a broad spectrum of educational interests and affordability levels for post-secondary education • More individuals (25+) receiving high school diploma and Bachelor Degrees • Good Public Education System- children are positively impacted through regular attendance and exposure to school programs • Free education and capping costs for higher education • Higher high school graduation rates leads to increase job opportunities • Greater income generated versus no diploma • Opportunities for leadership, student interns, volunteers • Several colleges in the area
<i>Access to food</i>	<ul style="list-style-type: none"> • Has increased in urban areas identified as food deserts • Affordable shopping options in:

	<ul style="list-style-type: none"> ○ West Utica ○ Central Utica ○ East Utica *all on bus routes ● Built environment- good access to fresh produce and awareness of local food resources across poverty lines
<i>Tobacco</i>	<ul style="list-style-type: none"> ● Smoking on campuses decreased ● Tobacco cessation through increase in education, higher price to purchase, and environmental barriers ● “NY Quits” → use same program for opioid crisis ● Raising age to purchase cigarettes ● 100% tobacco free Oneida County owned property and other communities in the county ● Cigarette tax decreases use
<i>Housing</i>	<ul style="list-style-type: none"> ● HUD program improved stable housing ● Supportive services explore overall health and well-being
<i>Lead Prevention Program</i>	<ul style="list-style-type: none"> ● Decrease in lead poisoning ● Mandatory lead testing ● Cleaning efforts
<i>Physical activity</i>	<ul style="list-style-type: none"> ● Increase in gyms in area ● Parks built in areas where once considered dangerous ● Skiing facilities in Utica and Rome for winter ● Outdoor walking, biking, and hiking trails
<i>Location of Area</i>	<ul style="list-style-type: none"> ● Centralized area, can go in any direction for activities
<i>Poverty</i>	<ul style="list-style-type: none"> ● Raising minimum wage
<i>Behavioral Health</i>	<ul style="list-style-type: none"> ● Senior Behavioral unit model to address senior mental health (RMH)
<i>Transportation</i>	<ul style="list-style-type: none"> ● Rural transportation study- consultant will do analysis to restructure

Negative Social Determinants

Social Determinant	Negative Impact
<i>Transportation</i>	<ul style="list-style-type: none"> • Lack of access effects all populations • Area not conducive to walking or biking for transportation • “black-out” areas, no services for transportation • Use of ambulance to get to appointment is inappropriate
<i>Language Barrier</i>	<ul style="list-style-type: none"> • Lack of availability and certain languages when using interpreter services
<i>Nutrition</i>	<ul style="list-style-type: none"> • Communities have lack of proper kitchen equipment • Lack of access to food in general leads to hunger • Lack of access to healthy food increases illness/hospitalizations • Education for parents on healthy eating • SNAP recipients: policy needed due to unlimited purchase of unhealthy foods
<i>Housing</i>	<ul style="list-style-type: none"> • Vacant/abandoned buildings • Lack of housing services leads to involvement with corrections which is not a good placement • High population of homeless • Lack of affordable subsidized housing → long wait lists • Building independent/senior housing with no local access to services • Delinquent/absent landlords that do not address housing concerns
<i>Housing- structural</i>	<ul style="list-style-type: none"> • Without plumbing and kitchens → no food • Older Homes with lead: lead poisoning has lifelong affects
<i>Poverty</i>	<ul style="list-style-type: none"> • High populations of poverty • Impacts access to quality housing leading to issues with lead • Access to healthy foods (food desert) • Lack of access to quality healthcare providers • Transportation issues • Unacceptable- affects all spheres of life • ACE’s • Lower income leads to poorer health choices
<i>Flooding</i>	<ul style="list-style-type: none"> • Several areas affected by flooding
<i>Lack of access to Healthcare</i>	<ul style="list-style-type: none"> • Offices are at max capacity → longer travel to see provider • Cannot see doctor when needed • Lack of 24 hour urgent cares • Not enough direct care staff <ul style="list-style-type: none"> ○ Paid poorly- can make more money working a different career • Lack of access in rural areas, far commute • Lack of specialty care • Lack of licensed professionals in the area of family and children services

<i>Lack of Mental Health Providers or Therapists</i>	<ul style="list-style-type: none"> • Potential increase in co-morbidities, substance abuse, and incarceration • Offices have too many patients • Long wait for appointment • Co-pays/lack of insurance coverage • Lack of access in rural areas, far commute • Lack of crisis services • Lack of psychiatric doctors <p>*Need resources to entice providers to live here*</p>
<i>Shelters</i>	<ul style="list-style-type: none"> • Lack of space for placement for women and children in emergent situations
<i>Social support</i>	<ul style="list-style-type: none"> • Lack of social support impacts childhood experiences • May impact ability to get/keep job • Lack of childcare for parents to seek appointments • Lack of elderly care, children taking time off to take them to appointments • People living alone
<i>Childcare</i>	<ul style="list-style-type: none"> • Lack of affordable childcare • Lack of availability
<i>Marketing</i>	<ul style="list-style-type: none"> • Lack of marketing of the positives the community has accomplished or the positive services offered • Marking of tobacco and unhealthy foods should be restricted
<i>Public Assistance</i>	<ul style="list-style-type: none"> • Current system incentivizes cycle of poverty; need for PA reform and monitoring
<i>Education</i>	<ul style="list-style-type: none"> • School curriculum reform: Need for financial lit, life skills, social-emotional maturity (just as important as general education) • Need for healthy eating/physical activity throughout the day • Financial burden of re-financing higher education loans • Lack of education circles back to joblessness
<i>Drug Abuse/Tobacco</i>	<ul style="list-style-type: none"> • Increase in violence • Increase in unintentional deaths • Youth e-cigarette use is skyrocketing
<i>Inactivity</i>	<ul style="list-style-type: none"> • Lack of walking/biking trails • Smart device and technology use leads to inactivity
<i>Aging populations</i>	<ul style="list-style-type: none"> • Lack of access to services for elderly without resources
<i>Environmental</i>	<ul style="list-style-type: none"> • Siloed fields- not holistic • Sidewalks (terrible in areas)

2019-2021 Community Health Assessment Community Service Plan - Community-based Organizations and Hospitals Serving Residents of Oneida County and Surrounding Areas

Appendix E: Community Resources

Agency Name	Address	City	State	Zip Code	Phone number	Toll Free Number	Email Address	Website	Description of Services	Eligibility	Service Area
Category of Service: Health											
ACCESS CNY at ACCESS CNY	1603 Court Street	Syracuse	NY	13208	(315) 455-7591	N/A	EMAIL	https://bit.ly/2BJWJy2	Access CNY offers person-centered services that empower individuals of all ages and abilities to reach their full potential as part of our shared community. In addition they support people with developmental disabilities, acquired brain injuries (ABI) and mental health issues.	Individuals of all ages with developmental disabilities, acquired brain injuries (ABI) and mental health issues.	Herkimer, Madison, Oneida and Onondaga Counties
ACR Health -Utica Office	287 Genesee Street 2nd Floor	Utica	NY	13501	(315) 793-0661	(888) 475-2437	EMAIL	http://bit.ly/3114XBj	ACR Health is a not-for-profit, community-based organization providing an array of support services to individuals affected by a wide range of chronic diseases, including HIV/AIDS, with the goal of positive health outcome.	Medicaid, Medicaid/Medicare, Uninsured, Self-Pay, Private Insurance, have one single qualifying condition; HIV/AIDS or Serious Mental Illness; or have two or more chronic health conditions: chronic conditions include mental illness, substance abuse, asthma, diabetes, heart disease, HIV/AIDS, a BMI over 25.	Cayuga, Herkimer, Jefferson, Lewis, Madison, Oneida, Onondaga, Oswego, and St. Lawrence Counties
Adult Day Care at Crouse Community Center - Cazenovia Adult Day	3045 John A. Trush Jr. Blvd	Cazenovia	NY	13035	(315) 655-5464	(800) 342-9871	EMAIL	https://bit.ly/342YngJ	Supervised program to supplement care in the home with nursing, meals, activities, medical case management.	Ages 18 and older	Madison County
Adult Day Care at Crouse Community Center - Hamilton Adult Day	140 Broad Street	Hamilton	NY	13346	(315) 824-6230	(800) 342-9871	EMAIL	https://bit.ly/2MNaq5R	Supervised program to supplement care in the home with nursing, meals, activities and medical case management.	Ages 18 and older	Madison County
Adult Health Home and Community Based Care Management at Health Homes	502 Court Street Suite 402	Utica	NY	13502	(315) 792-9039	N/A	EMAIL	https://bit.ly/34c2b9p	Linkage and support to individuals with behavioral, health or medical conditions.	Medicaid recipients age 18 and older	Herkimer and Oneida Counties
Adult Services at Mohawk Valley Psychiatric Center	1400 Noyes Street	Utica	NY	13502	(315) 738-3800	(800_ 597-8481	N/A	https://on.ny.gov/2MMEkXW	Provides comprehensive mental health services for adults; Inpatient psychiatric service, mental health evaluation and case management.	Ages 18 and over.	Herkimer and Oneida Counties
Advocacy and Case Management Services at Epilepsy-PRALID, Inc.	2 Townline Circle	Rochester	NY	14623	(585) 442-6420	N/A	EMAIL	https://bit.ly/364DOMu	At Epilepsy-PRALID Inc. (EPI), our mission is to be a successful partner for all individuals with developmental or acquired brain conditions as they strive to remove barriers to their personal fulfillment.	Varies by program. Call for information	Broome, Cayuga, Chemung, Chenango, Cortland, Delaware, Livingston, Madison, Monroe, Oneida, Onondaga, Ontario, Oswego, Otsego, Schuyler, Seneca, Steuben, Tioga, Tompkins, Wayne, and Yates Counties.

2019-2021 Community Health Assessment Community Service Plan - Community-based Organizations and Hospitals Serving Residents of Oneida County and Surrounding Areas

Advocacy and Case Management Services at Epilepsy-PRALID, Inc. - Riding Road	6493 Riding Rd Suite 115	Syracuse	NY	13206	(315) 477-9777	N/A	EMAIL	https://bit.ly/365FsNI	At Epilepsy-PRALID Inc. (EPI), our mission is to be a successful partner for all individuals with developmental or acquired brain conditions as they strive to remove barriers to their personal fulfillment.	Varies by program. Call for information	Broome, Cayuga, Chemung, Chenango, Cortland, Delaware, Livingston, Madison, Monroe, Oneida, Onondaga, Ontario, Oswego, Otsego, Schuyler, Seneca, Steuben, Tioga, Tompkins, Wayne, and Yates Counties.
Aspire Behavioral Health: Syracuse Location	1065 James Street	Syracuse	NY	13203	(315) 732-3431	N/A	EMAIL	http://bit.ly/31NtXqZ	Offers individual, group, and family counseling and provides assessments and treatment for mental health concerns such as anxiety, depression, and substance abuse.	Call for information.	Herkimer, Madison, and Oneida Counties. Call for information for those residing outside of Herkimer, Madison, and Oneida Counties.
Aspire Behavioral Health at Aspire Behavioral Health: Utica Location	122 Business Park Drive Suite 1	Utica	NY	13502	(315) 732-3431	N/A	EMAIL	http://bit.ly/31NtXqZ	Offers individual, group, and family counseling and Provides assessments and treatment for mental health concerns such as anxiety, depression, and substance abuse.	Call for information.	Herkimer, Madison, and Oneida Counties. Call for information for those residing outside of Herkimer, Madison, and Oneida Counties.
Bassett Medical Center at Bassett Medical Center	1 Atwell Road	Cooperstown	NY	13326	(607) 547-3456	(800) 227-7388	EMAIL	https://bit.ly/2pdBthE	We offer a 180 bed acute care facility with services including: 24 Hour Emergency/Trauma care, comprehensive cancer and heart care, joint care, primary, women's and children's care.	None for most services.	Herkimer, Madison, Oneida, Otsego, Schoharie, Delaware, Montgomery, Fulton and Chenango Counties.
Behavioral Health Education and Engagement at ACR Health - Utica Office	287 Genesee Street Suite 200	Utica	NY	13502	(315) 793-0661	(800) 475-2430	EMAIL	https://bit.ly/2qKej2S	Helps individuals with mental illness and substance abuse issues connect with care they need to live more stable and productive lives.	Individuals who are HIV positive.	Herkimer, Madison, and Oneida Counties
Behavioral Health Services at St. Joseph's Hospital Health Center	301 Prospect Avenue	Syracuse	NY	13203	(315) 448-6555	(315) 726-8650 Mobile Crisis	EMAIL	https://bit.ly/343cxZ6	Provides various mental health services including: Comprehensive Psychiatric Emergency Program (CPEP), Inpatient Services, Mobile Crisis Outreach.	Varies based on service, call for information.	Madison and Onondaga Counties.
Cancer Services Program of the Central Region	231 Genesee Street	Utica	NY	13501	(607)574-6971	(888)345-0225	NA	www.bassett.org/csp	Provides breast, cervical, and colorectal cancer screenings as well as offers follow up care and case management for people in screening program.	Uninsured and underinsured Men and Women. Screening mammograms, clinical breast exams, pap tests, pelvic exams: Women, ages 40 years and older. Men and Women-colorectal 50 years and older	Herkimer, Madison, and Oneida Counties.
Care Management at ACR Health - Utica Office	287 Genesee Street Suite 200	Utica	NY	13502	(315) 793-0661	(800) 475-2430	EMAIL	https://bit.ly/31LkoJL	Offers one-to-one primary medical care, substance abuse treatment, mental health treatment, financial benefits, housing, legal assistance, nutrition, treatment adherence and medical transportation.	Call for information.	Herkimer, Madison, and Oneida Counties.
Care Management at The Neighborhood Center, Inc. - Charlotte Street	800 Charlotte Street	Utica	NY	13501	(315) 272-2661	N/A	N/A	https://bit.ly/342EPCM	Provides care coordination among a network of providers including physical health, mental health, substance abuse and social services.	18 years of age or older. Must have Medicaid.	Oneida County

2019-2021 Community Health Assessment Community Service Plan - Community-based Organizations and Hospitals Serving Residents of Oneida County and Surrounding Areas

Case Management Services at Madison County Office for the Aging, Inc.	138 Dominic Bruno Boulevard	Canastota	NY	13032	(315) 697-5700	N/A	EMAIL	https://bit.ly/2NfQJCH	Responsible for coordination of services for the elderly.	60 years of age and older.	Madison County
Casework Assistance for Survivors of Military Deaths at Tragedy Assistance Program for Survivors (TAPS)	3033 Wilson Blvd Suite 630	Arlington	VA	22204	(202) 588-8277	(800) 959-8277	EMAIL	https://bit.ly/2pVjoEQ	Casework assistance including emergency financial resources, information on state and federal survivor benefits, connections to private support for survivors and information on educational resources.	N/A	N/A
Central Valley Project AIM at The Neighborhood Center, Inc.	624 Elizabeth Street	Utica	NY	13501	(315) 272-2600	N/A	N/A	https://bit.ly/2JIMWCF	Provides case management, referral service and group peer led programs to help at risk youth access services, connect to their community and enhance self-worth-bi-weekly meeting basis.	Must be enrolled in the Central Valley Central School District.	Central Valley School District Only.
Child and Adolescent Services at Mohawk Valley Psychiatric Center	1400 Noyes Street	Utica	NY	13502	(315) 738-3800	N/A	N/A	https://on.ny.gov/2NhpRIA	Comprehensive mental health services for children and adolescents. Offers inpatient, mental health evaluation and case management.	Ages 5-17	Herkimer and Oneida Counties.
Children with Special Healthcare Needs at Oneida County Health Department	185 Genesee Street 5th Floor	Utica	NY	13501	(315) 798-5724	N/A	EMAIL	https://bit.ly/2WefUcJ	Coordination of referrals, limited case management and access to health insurance.	Children up to age 21	Oneida County
Children's Care Management for Health Homes at Health Homes	502 Court Street Suite 402	Utica	NY	13502	(315) 792-9039		EMAIL	https://bit.ly/2pTwXVm	Connection to community services, monitoring and support for youth w/ medical and/or behavioral challenges.	Medicaid recipients; Birth to 21 years	Herkimer, Madison, Oneida Counties
Clinical Services at Center for Family Life and Recovery	502 Court Street Suite 401	Utica	NY	13502	(315) 733-1789	N/A	EMAIL	https://bit.ly/2PpNkUj	Counseling for children, youth, adults, couples and families focusing on family relationship, parenting, and substance abuse.	None	Herkimer and Oneida Counties
Clinical Services at Center for Family Life and Recovery - Herkimer	205 N Washington Street	Herkimer	NY	13350	(315) 866-8407	N/A	EMAIL	https://bit.ly/2BFRgrZ	Counseling services to children, youth, adults, couples and families focusing on family relationship, parenting, and substance abuse.	None for most services.	Herkimer and Oneida Counties
Clinical Services at Center for Family Life and Recovery - Rome	414 N James Street	Rome	NY	13440	(315) 336-3090	N/A	EMAIL	https://bit.ly/363JFS9	Counseling services to children, youth, adults, couples and families focusing on family relationship, parenting, and substance abuse.	None	Herkimer and Oneida Counties
Commonwealth Place Residential Program at Crouse Chemical Dependency Treatment Services	6010 E Molloy Road	Syracuse	NY	13211	(315) 434-2470	(800) 727-6873	N/A	https://bit.ly/31IHPTu	Provides a 40-bed residential treatment center for chemical dependency for those who will benefit from 24-hour per day treatment in a supervised setting. Gender specific treatment is based on the individual needs of each patient.	Adults ages 18 and older.	New York State
Community and Preventive Services at The House of the Good Shepherd	1550 Champlin Avenue	Utica	NY	13502	(315) 235-7600	N/A	N/A	https://bit.ly/2BIPi0t	Provides foster family homes (Therapeutic and Regular Level), bridges to health/waiver services, respite care, quality improvement and TCI Training.	Call for information	Mainly Oneida County, call for information
Community Health and Behavioral Health Services at Upstate Cerebral Palsy	1020 Mary Street	Utica	NY	13501	(315) 798-8868	N/A	EMAIL	https://bit.ly/2JoiHE	Primary health care services and mental health for children, adolescents and adults.	None	Herkimer, Madison and Oneida Counties

2019-2021 Community Health Assessment Community Service Plan - Community-based Organizations and Hospitals Serving Residents of Oneida County and Surrounding Areas

Community Foundation	2608 Genesee Street	Utica	NY	13502	(315)735-8218	N/A	EMAIL	https://bit.ly/2QnrO3i	The Community Foundation of Herkimer & Oneida Counties is committed to a multi-million-dollar initiative aimed at reducing childhood lead poisoning and supporting access to healthy housing in Herkimer and Oneida counties for the next decade. The Foundation will lead and coordinate "Lead-Free MV" with multiple community partners, including the Oneida County Health Department, Herkimer County Public Health and Herkimer County HealthNet among many others.	None	Herkimer and Oneida County
Community Foundation of Herkimer and Oneida Counties	1500 Genesee St	Utica	NY	13502	(315) 624-9670	(855) 784-1262	N/A	http://bit.ly/2qKIXJr	Offers comprehensive Care Management services to New York State Medicaid recipients. Providing Care Management services since July of 2013 for adults with complex combinations of chronic conditions and/or severe mental illness. As of 2017 CNYHHN is also serving children.	None	Cayuga, Herkimer, Madison and Oneida Counties
Community Recovery Center	264 W Dominick Street	Rome	NY	13440	(315) 334-4701	N/A	N/A	https://bit.ly/2qFv5A0	Outpatient services for those who have substance abuse issues. These services include individual, group or family counseling. Specialized programs have been developed.	Eligible to all	Oneida County
Counseling Services at Catholic Charities of Oneida/Madison County - Oneida	1081 Northside Shopping Plaza	Oneida	NY	13421	(315) 363-5274	N/A	N/A	http://bit.ly/2BJJJSO	Counseling to individuals, couples, and families for issues including: marriage, depression, anxiety, stress, anger management, parenting, grief, self esteem and substance abuse.	Adults and children age 5 years and older	Herkimer, Madison and Oneida Counties
Criminal Justice Initiative at ACR Health - Utica Office	287 Genesee Street Suite 200	Utica	NY	13502	(315) 793-0661	(800) 475-2430	EMAIL	https://bit.ly/32LcSPD	Outreach and education to prevent the spread of HIV, Hepatitis C, and STDs, free testing (HIV, STD's, Hep C), assists HIV+ inmates in developing a care plan for when they transition out of incarceration.	Must be currently incarcerated.	Herkimer Madison, and Oneida Counties.
Dual Recovery Supportive Living at Central New York Services, Inc.	1006 Park Avenue	Utica	NY	13501	(315) 732-4202	N/A	EMAIL	https://bit.ly/32IDh0y	Case management and supportive living services for homeless adults with Axis I mental health and substance abuse diagnosis who are actively engaged in substance abuse and mental health treatment.	18 years of age or older.	Oneida County.
Emergency Department at St. Elizabeth Medical Center	2209 Genesee Street	Utica	NY	13501	(315) 801-8111	N/A	N/A	https://bit.ly/2We5km5	Provides emergency, trauma and urgent care services.	None	Herkimer, Madison and Oneida Counties.
Emergency Department at St. Luke's Campus	1656 Champlin Avenue	Utica	NY	13502	(315) 624-6112	N/A	N/A	https://bit.ly/2ML9bUu	Provides emergency, trauma and urgent care services.	None	Herkimer, Madison and Oneida Counties.
Emergency Services at Oneida Healthcare	321 Genesee Street	Oneida	NY	13421	(315) 363-6000	N/A	EMAIL	https://bit.ly/2WcbgvU	24-hour Emergency Services department with specially trained physicians and nurses who are capable of handling a wide variety of conditions.	None	Madison and Oneida County
Environmental Health - Healthy Neighborhoods Program at Oneida County Health Department: Community Sanitation	185 Genesee Street 4th Floor	Utica	NY	13501	(315) 798-5064	N/A	EMAIL	https://bit.ly/2qKfvmS	Provides in-home assessments and interventions for asthma, tobacco cessation, indoor air quality, lead and fire safety.	Must reside in coverage area and call for other eligibility requirements.	Parts of Oneida County - Ava, Blossvale, Boonville, Camden, Durhamville, Lee Center, North Bay, Rome, Sylvan Beach, Taberg, Vernon, Verona, Westdale and Westernville. Call the program for any questions regarding coverage area.

2019-2021 Community Health Assessment Community Service Plan - Community-based Organizations and Hospitals Serving Residents of Oneida County and Surrounding Areas

Expanded In Home Care Services for the Elderly Programs at Oneida County Office for Aging and Continuing Care	120 Airline Street Suite 201	Oriskany	NY	13424	(315) 798-5456	N/A	EMAIL	https://bit.ly/2PjH6oZ	Provides individuals the connection to assistance necessary to stay in the home including non-medical personal care, housekeeping and case management.	60 years of age or older, resident of Oneida County, must be self directing for Consumer Directed EISEP. Participants in EISEP must not have Medicaid.	Oneida County
Family Advocacy Center, Inc.	5639 Walker Road	Deerfield	NY	13502	(315) 797-8630	N/A	EMAIL	https://on.ny.gov/32PiDvY	Offers day community habilitation services, employment services, respite care, adaptive equipment, environmental mods and residential care.	Must have a developmental disability prior to age 21	Herkimer, Oneida, Lewis and Oswego Counties
Front Door at Central New York Developmental Disabilities Service Office - Region 2	187 Northern Concourse	Syracuse	NY	13212	(315) 793-9600 ext. 603		N/A	https://on.ny.gov/2JoaJSi	Guides individuals through the steps involved in finding eligible services with OPWDD, identifies needs and helps work on the planning of receiving those services.	Developmental disability, mental retardation, autism, cerebral palsy, epilepsy and other neurological impairments which constitute a lifelong mental or physical impairment that becomes apparent prior to age 22 years.	Herkimer, Madison and Oneida Counties
Give an Hour					(240) 668-4365	N/A	EMAIL	https://bit.ly/2Pf0luC	Provides confidential mental health counseling via phone, video counseling and in-person to service members, veterans, and their loved ones.	Open to all who have served or are serving in the military and their families/loved one.	United States
H.E.L.P. Program at Catholic Charities of Oneida/Madison County - Oneida	1081 Northside Shopping Plaza	Oneida	NY	13421	(315) 363-5274	(315) 366-5006 (After Hours)	N/A	http://bit.ly/2PtWY8P	Provides 24-hour crisis intervention to youth at risk of running away from home or becoming homeless.	Resident of Madison County, youth under 21 years of age, at risk or being removed or leaving residence.	Madison County
Health Home - Child and Adult at Hillside Children's Center Preventive Services	1 Mustard Street	Rochester	NY	14609	(585) 256-7500	N/A	EMAIL	https://bit.ly/2Job3jY	Provides coordination between all types of care a participant may need including behavioral health, medical and social services.	Must be enrolled in Medicaid.	Allegany, Cattaraugus, Cayuga, Chautauqua, Chemung, Cortland, Erie, Genesee, Livingston, Madison, Monroe, Onondaga, Ontario, Orleans, Oswego, Schuyler, Seneca, Steuben, Tioga, Tompkins, Wayne and Yates Counties.
Health Home at CNYHHN Care Management Services	1500 Genesee Street	Utica	NY	13502	(315) 624-9670	(855)784-1262	N/A	https://bit.ly/2ogLCcP	Provides services for adults and children with multiple chronic health conditions, HIV/AIDS or a persistent mental health condition.	Must have two or more chronic medical or mental health conditions, or one of the singly qualifying conditions. Must be enrolled in Medicaid. Children's Health Home: Birth to age 18 years. Adult Health Home: Age 18 or older.	Herkimer, Madison, and Oneida Counties.
Health Homes Care Management at Catholic Charities of Oneida/Madison County	1408 Genesee Street	Utica	NY	13502	(315) 724-2158 ext. 249	N/A	EMAIL	http://bit.ly/2BJT7w0	Provides services to seriously and persistently mentally ill including advocacy, mental and physical health providers, assistance accessing benefits and housing options.	Age 18 and older. Seriously and persistently mentally ill.	Oneida County.
Health Services at Oneida Nation Health Center	2057 Dream Catcher Plaza	Oneida	NY	13421	(315) 829-8700	(800) 663-4324	EMAIL	https://bit.ly/33U5IsG	Provides medical, dental and behavioral health care for the American Indian population, including pre-diabetic and diabetic care	Oneida Members and other American Indians.	Herkimer, Madison, and Oneida Counties.
HIV Counseling Program at Liberty Resources, Inc.	1045 James Street	Syracuse	NY	13203	(315) 425-1004	N/A	EMAIL	https://bit.ly/32SNvM8	Provides clients and other individuals identified through outside community agencies with health and independent living skills development, psychosocial support services, supportive housing coordination, non-intensive case management (supportive case management) and housing placement assistance and referral.	18 years of age and older. Income must fall under the 200% poverty level, Veterans given priority.	Herkimer, Madison and Oneida Counties

2019-2021 Community Health Assessment Community Service Plan - Community-based Organizations and Hospitals Serving Residents of Oneida County and Surrounding Areas

HIV Uninsured Care Program at New York State Department of Health	Corning Tower, Empire State Plaza	Albany	NY	12237	(518) 459-0121	(800) 542-2437	EMAIL	https://bit.ly/2JmSXzZ	Free medication for individuals with HIV/AIDS through the AIDS Drug Assistance Program (ADAP) and free primary care for people with HIV/AIDS. DOES NOT COVER hospitalization or emergency room visits.	New York State resident. U.S. citizenship is not required. Eligible if waiting for Medicaid or insurance coverage. Eligible to teen-agers if unable to use their parents' money or resources. Call for income guidelines which is the same for all components of the program.	New York State
Home and Community Based Services at Resource Center for Independent Living - Herkimer	401 E. German Street	Herkimer	NY	13350	(315) 866-7245	N/A	EMAIL	https://bit.ly/31JjPzI	Provides assistance in maintaining an independent lifestyle for individuals with disabilities.	Some services require Medicaid eligibility or a Medicaid Waiver. Call for more information.	Madison, Herkimer and Oneida Counties.
Home and Community Based Services at Resource Center for Independent Living	401-409 Columbia Street	Utica	NY	13503	(315) 797-4642	N/A	EMAIL	https://bit.ly/2pcJvHz	Provides assistance in maintaining an independent lifestyle for individuals with disabilities.	Some services require Medicaid eligibility or a Medicaid Waiver. Call for more information.	Madison, Herkimer and Oneida Counties.
Hospital and Clinic Services at Crouse Irving Memorial Hospital	736 Irving Avenue	Syracuse	NY	13210	(315) 470-7111	(315) 470-7411	N/A	https://bit.ly/2MMkNgE	Provides general acute care services.	Varies according to division, departments, programs and services.	Herkimer, Madison and Oneida Counties.
Hospital and Clinic Services at SUNY Upstate Medical University	750 East Adams Street	Syracuse	NY	13210	(315) 464-5540	(877) 464-5540	EMAIL	https://bit.ly/2Ndy1M0	Provides general acute care services including hospital services, emergency room services.	Varies according to division, departments, programs and services.	New York State
Hospital Services at Community Memorial Hospital	150 Broad Street	Hamilton	NY	13346	(315) 824-110	N/A	N/A	https://bit.ly/2BKHXr4	Operates a general acute care hospital.	None for most services, call for information.	Herkimer, Madison and Oneida Counties.
Hospital Services at Oneida Healthcare	321 Genesee Street	Oneida	NY	13421	(315) 363-6000	N/A	EMAIL	https://bit.ly/2MMLhbf	Acute health care services including intensive care, general surgery, inpatient, outpatient, endoscopy, cardiac testing, radiology and lab services.	None	Madison and Oneida Counties
Hospital Services at St. Joseph's Hospital Health Center	301 Prospect Avenue	Syracuse	NY	13203	(315) 448-5101	N/A	EMAIL	https://bit.ly/2NbSEYT	24-Hour emergency car	None for most services, call for information.	Herkimer, Madison and Oneida Counties.
Hospital Services at St. Mary's Hospital	427 Guy Park Avenue	Amsterdam	NY	12010	(518) 841-7237	(518) 842-9111	N/A	https://bit.ly/2Nc5lmm	Offers emergency care, inpatient mental care, surgical services as well as food/nutrition therapies.	None for most services, call for information.	Herkimer, Madison and Oneida Counties.
Hospital Services at United States Veterans Administration Medical Center Syracuse	800 Irving Avenue	Syracuse	NY	13210	(315) 425-4400	(800) 792-4334	N/A	https://bit.ly/2JjaHv2	Offers emergency room, pain management, substance abuse, dental care, surgery, pharma, home health aide and hospice care.	Veteran of one of the US Armed Forces. Honorably discharged.	Central New York including Herkimer, Madison and Oneida Counties.
Inpatient Rehabilitation at Conifer Park	600 Franklin Street	Schenectady	NY	12305	(518) 372-7031	N/A	N/A	https://bit.ly/2pf9ON9	Provides 28-day inpatient substance abuse services.	Alcohol and/or chemical dependency problem.	New York State
Intensive Case Management at The Neighborhood Center, Inc.	15-17 Hopper Street	Utica	NY	13501	(315) 272-2661	N/A	N/A	https://bit.ly/2BO0QJn	Offers structured support services for children with mental illness.	5-18 years of age. Must have Medicaid and Axis I Mental Health Diagnosis.	Herkimer County
Intensive Day Treatment at Insight House Chemical Dependency Services, Inc.	500 Whitesboro Street	Utica	NY	13502	(315) 724-5168	N/A	EMAIL	https://bit.ly/2BKtD1H	Assists individuals to regain control of their lives with a central focus on relapse prevention and emphasizes development of basic skills in pre-vocational and vocational competencies, personal care, nutrition and community competency	18 and older. Must meet criteria for diagnosis of substance abuse or dependence.	Herkimer, Madison and Oneida Counties.
Kinship Care Program at Community Action Partnership for Madison County - Morrisville	3 East Main Street	Morrisville	NY	13408	(315) 684-3144 ext. 26	N/A	EMAIL	http://bit.ly/2PI98R2	Offers case management, advocacy, referrals and appointment assistance to kinship caregivers.	Must be a caregiver age 18 and older.	Madison County.
Learning Disability Association of the Mohawk Valley at Resource Center for Independent Living - Herkimer	401 E. German Street	Herkimer	NY	13350	(315) 797-1253	N/A	EMAIL	https://bit.ly/2WcbwLz	Provides advocacy for students and families to develop an appropriate special education plan. These include an early childhood development center, assistance with applications for programs, training and support groups. Also offers professional development workshops for teachers, administrators, and other professionals.	Must be school age.	Herkimer, Madison, and Oneida Counties.

2019-2021 Community Health Assessment Community Service Plan - Community-based Organizations and Hospitals Serving Residents of Oneida County and Surrounding Areas

Learning Disability Association of the Mohawk Valley at Resource Center for Independent Living	401-409 Columbia Street	Utica	NY	13503	(315) 797-1253	N/A	EMAIL	https://bit.ly/2MMTRHh	Provides advocacy for students and families to develop an appropriate special education plan. These include an early childhood development center, assistance with applications for programs, training and support groups. Also offers professional development workshops for teachers, administrators, and other professionals.	Must be school age.	Herkimer, Madison, and Oneida Counties.
Liberty POST at Liberty Resources, Inc.	1045 James Street	Syracuse	NY	13203	(315) 425-1004	N/A	EMAIL	https://bit.ly/2WdGtPi	Offers early intervention evaluations and therapy services.	Birth to age 3	Madison and Oneida Counties.
Little Falls Hospital	140 Burwell Street	Little Falls	NY	13365	(315) 823-1000	N/A	EMAIL	https://bit.ly/2JkPVuU	Provides medical imaging, nutrition counseling, rehab, physical and occupational therapy as well as wellness programs and respiratory care.	None	Herkimer, Madison and Oneida Counties
Mary Rose Clinic at Mary Rose Clinic	1081 Northside Shopping Center	Oneida	NY	13421	(315) 280-0855	N/A	EMAIL	https://bit.ly/2pVg0tD	Provides basic health care services for people who are uninsured.	Individuals with no health insurance or are underinsured.	Madison County and the surrounding Counties.
McPike Addictions Treatment Center	1213 Court Street	Utica	NY	13502	(315) 738-4465	N/A	EMAIL	https://on.ny.gov/33Wibfk	Inpatient substance abuse service.	Must be in need of high level of care for chemical dependency. Call for more information.	New York State
Medicaid Service Coordination and Family Support Services at Kelberman Center, Inc.	2608 Genesee St	Utica	NY	13502	(315) 797-6241	(315) 525-2830	EMAIL	http://bit.ly/2MMY39W	Provides case management services, specializing in attaining services for individuals with Autism Spectrum Disorders ASD).	Diagnosis of developmental disability and eligible for OPWDD services, age 3 years and older, resident of area served, Medicaid is required for MSC.	Herkimer, Madison and Oneida Counties.
Medicaid Service Coordination at ARISE Madison County Office	131 Main Street Suite 102	Oneida	NY	13421	(315) 671-2970	N/A	EMAIL	https://bit.ly/364mQ0H	Assists individuals in accessing services in order to live full and independent lives depending on an individuals interests and goals.	Have a qualifying diagnosis through the Office for People with Developmental Disabilities (OPWDD) with onset prior to the age of 22.	Cayuga, Onondaga, Oswego and Madison Counties.
Medicaid Service Coordination at Cayuga Centers	502 Court Street	Utica	NY	13502	(315) 253-5383 ext. 1562	N/A	EMAIL	https://bit.ly/346kCMj	Provides case management services for people with intellectual and developmental disabilities.	Starting at age 3 and older. During the intake process, assist with OPWDD eligibility and applying for Medicaid.	Onondaga, Oneida, Herkimer, Madison, Cayuga, Seneca, and Oswego Counties.
Medicaid Service Coordination at Central New York Quest	122 Business Park Drive Suite 3	Utica	NY	13502	(315) 732-3435 ext. 214	N/A	EMAIL	https://bit.ly/2Nfykpk	Assists people with developmental disabilities and their families in gaining access to services and supports appropriate to their needs.	Office for People with Developmental Disabilities (OPWDD) eligible.	Herkimer, Madison, Onondaga, Oneida, and some of Lewis Counties.
Medicaid Service Coordination at Heritage Farm, Inc.	3599 State Route 46	Bouckville	NY	13310	(315) 893-1889	N/A	N/A	https://bit.ly/2Pf0y6x	Provides support to individuals receiving services and their families to navigate the enrollment and eligibility process needed to obtain and maintain services.	6 years of age or older. HCBS Waiver enrolled.	Madison and Oneida Counties. Cities of Oneida and Rome.
Medically Supervised Outpatient at Insight House Chemical Dependency Services, Inc.	500 Whitesboro Street	Utica	NY	13502	(315) 724-5168	N/A	EMAIL	https://bit.ly/32K9iFG	Offers evaluation/assessment services, referral, individual, family and group counseling and discharge aftercare planning. DWI assessment and counseling as well as Suboxone therapy and integration of care are also offered.	13 years of age and older.	Herkimer, Madison and Oneida Counties.
Mental Health Facilities Services at United States Veterans Administration Medical Center Syracuse	800 Irving Avenue	Syracuse	NY	13210	(315) 425-4400	(800) 792-4334	N/A	https://bit.ly/2MMUnoH	Provides various mental health services including psychiatric emergency room care, mental health intensive case management programs, PTSD clinics, behavioral health outpatient clinics and inpatient mental health care.	Veteran of one of the US Armed Forces. Honorably discharged.	Central New York including Oneida, Madison and Herkimer Counties.

2019-2021 Community Health Assessment Community Service Plan - Community-based Organizations and Hospitals Serving Residents of Oneida County and Surrounding Areas

Mental Health Services at Oneida County Department of Mental Health	120 Airline Street Suite 200	Oriskany	NY	13424	(315) 768-3660	N/A	EMAIL	https://bit.ly/2Jmd2W6	Provides Single Point of Access/Accountability (SPOA/A) to determine an individual's mental health or substance abuse needs. Provides referrals to outpatient community mental health services and clinics including assessment and treatment across a wide range of mental health concerns. Provides temporary coverage for the cost of medications for individuals with a mental illness who leave the local jail or a local hospital, and have applied for Medicaid (Chapter 15 of Kendra's Law).	None	Oneida County
Milestones Dual Recovery Program at Central New York Services, Inc.	502 Court Street Suite 210	Utica	NY	13502	(315) 507-5800	N/A	EMAIL	https://bit.ly/31JSuNB	Provides outpatient treatment for adults and adolescents struggling with chemical dependency and mental health concerns.	13 years of age or older.	Oneida County
MS Navigator Program at National Multiple Sclerosis (MS) Society	1000 Elmwood Avenue Suite 900	Rochester	NY	14620		(800) 344-4867	EMAIL	https://bit.ly/340fOl	Offers people living with MS information they need and provides referrals to appropriate community agencies, resources and health care professionals.	Must have MS or caring for someone who has MS.	50 Counties in Upstate NY.
Office Based Services at Community Action Partnership for Madison County - Canastota	1001 New Market Drive	Canastota	NY	13032	(315) 697-3588	(315) 684-2144	EMAIL	https://bit.ly/2MMVy7B	Provides assistance to families in need. These services include utility/heat assistance, rent, budgeting, transportation and employment assistance as well as smoking cessation.	Resident of area served, income guidelines apply, must be age 18 and older.	Madison County
Office Based Services at Community Action Partnership for Madison County - Morrisville	3 East Main Street	Morrisville	NY	13408	(315) 684-3144	(315) 697-3588	EMAIL	https://bit.ly/2MMVy7B	Provides assistance to families in need. These services include utility/heat assistance, rent, budgeting, transportation and employment assistance as well as smoking cessation.	Resident of area served, income guidelines apply, must be age 18 and older.	Madison County
Office Based Services at Community Action Partnership for Madison County- Oneida	1068 Northside Shopping Center	Oneida	NY	13421	(315) 697-3588	(315) 684-3144	EMAIL	https://bit.ly/2MMVy7B	Provides assistance to families in need. These services include utility/heat assistance, rent, budgeting, transportation and employment assistance as well as smoking cessation.	Resident of area served, income guidelines apply, must be age 18 and older.	Madison County
Opioid Treatment Program (Methadone Maintenance) at Crouse Chemical Dependency Treatment Services	410 S Crouse Avenue	Syracuse	NY	13210	(315) 470-8334	N/A	N/A	https://bit.ly/364DiOl	Offers a methadone maintenance treatment program.	Ages 18 and older who are addicted to opiates such as heroin, codeine, hydrocodone, oxycontin and others.	Primarily Central New York but will accept referrals outside that area.
Opioid Treatment Program at Beacon Center - Rome	303 W Liberty Street Suite A	Rome	NY	13440	(315) 367-1290	N/A	N/A	https://bit.ly/2PpMFTb	Provides assisted treatment for patients who are opioid addicted.	18 years of age or older.	Oneida County.
OPWDD Service Coordination at ARC of Oneida and Lewis Counties Administrative Office	245 Genesee Street	Utica	NY	13501	(315) 272-1656	N/A	EMAIL	https://bit.ly/31GWMoY	Provides assistance in coordination of services for individuals with disabilities.	Must be enrolled in Medicaid and have documented developmental disability.	Oneida County.
Outpatient Programs at Crouse Chemical Dependency Treatment Services	410 S Crouse Avenue	Syracuse	NY	13210	(315) 470-8304	(800) 727-6873	N/A	https://bit.ly/2Navv9m	Provides primary addiction treatment groups that are designed for adults experiencing chemical dependency and it's consequences (legal). Groups meet weekly and focuses on the disease concept of addiction.	Varies, call for more information.	New York State
Outpatient Services at Syracuse Outpatient Clinic	526 Old Liverpool Road	Liverpool	NY	13088	(315) 453-3911	N/A	N/A	https://bit.ly/31Flpm0	Provides chemical dependency treatment for the general population as well as those with specialized treatment needs. Offers Methadone induction and maintenance.	Substance abuse issues. Ages 18 and over.	Herkimer, Madison, and Oneida Counties.
Preschool Special Education Program at Oneida County Health Department	185 Genesee Street 5th Floor	Utica	NY	13501	(315) 798-5223	N/A	EMAIL	https://bit.ly/32N6ffS	Provides educational and support services for children with disabilities or delays.	Children ages 3-4 with developmental disabilities or delays.	Oneida County.

2019-2021 Community Health Assessment Community Service Plan - Community-based Organizations and Hospitals Serving Residents of Oneida County and Surrounding Areas

Rescue Mission of Utica Parker House Program	212 Rutger Street	Utica	NY	13501	(315) 735-1645 ext. 2142	N/A	EMAIL	https://bit.ly/2qKpd3R	Provides 6-9 month residential rehabilitation program for men who are committed to overcoming their drug and alcohol addiction.	18 years of age or older.	Herkimer and Oneida Counties.
Rome Memorial Hospital	1500 N James Street	Rome	NY	13440	(315) 338-7035	N/A	N/A	https://bit.ly/2JjiOb	Provides 24 hour emergency room care and general acute hospital care.	None for most services, call for information.	Herkimer, Madison and Oneida Counties.
Roswell Park Cancer Institute	Elm and Carlton Street	Buffalo	NY	14263	(877) 275-7724	(800) 767-9355	EMAIL	https://bit.ly/2PkOW1G	Provides cancer research, treatment and education.	None.	United States
Service Access at Central New York Quest	122 Business Park Drive Suite 3	Utica	NY	13502	(315) 732-3435 ext. 226	N/A	EMAIL	https://bit.ly/2BK3vUu	Assists families to become eligible for OPWDD funded services such as respite and waiver services.	Medicaid and qualifying developmental disability.	Herkimer, Madison, Onondaga, Oneida, and some of Lewis Counties.
Service Coordination at Elder Choice Inc.	1 Oxford Crossing Suite 5	New Hartford	NY	13413	(315) 378-8031	N/A	EMAIL	https://bit.ly/31NUvbs	Assists the individual in applying for the TBI waiver or NHTD waiver and supports the participant in monitoring all services in order to ensure quality, continuity and person centeredness.	18 years of age and older.	Herkimer, Madison and Oneida Counties.
Service Coordination at The Arc of Madison Cortland	701 Lenox Avenue	Oneida	NY	13421	(315) 363-3389	N/A	EMAIL	https://bit.ly/2Jn14eW	Offers assistance to people with disabilities and their families to find, utilize and coordinate resources and opportunities in the community on the basis of individual needs.	Call for information.	Madison County
Service Provision for Individual Needs at Kids Oneida Inc.	310 Main Street	Utica	NY	13501	(315) 792-9039	N/A	N/A	https://bit.ly/2JoibwP	Provides assessment and services based on individual needs of the child.	Resident of Oneida County, families of youth under age 18 years.	Oneida County
Short-Term Residential/Diagnostic Program at Hillside Children's Center	1183 Monroe Avenue	Rochester	NY	14620	(585) 256-7500	N/A	EMAIL	https://bit.ly/33XwmAl	Provides short term residential care, group homes and foster family care for children and youth at risk or runaways.	Ages 5-18 for most services.	Central and Western New York. New York State for some programs.
Smoking Cessation at Madison County Council on Alcoholism & Substance Abuse, Inc.	112 Farrier Avenue Suite 314	Oneida	NY	13421	(315) 697-3947	(315) 697-2708	EMAIL	http://bit.ly/32OnKwa	Provides smoking cessation for individuals, groups or worksites.	None	Madison County
St. Elizabeth Medical Center	2209 Genesee Street	Utica	NY	13501	(315) 798-8111	(315) 734-3336	N/A	http://bit.ly/2MniP9p	Provides 24 hour emergency room care and adult inpatient psychiatric care.	None for most services, call for information. Must be 18 or older for inpatient psychiatric care.	Herkimer, Madison and Oneida Counties.
Substance Abuse Residential Services at United Memorial Medical Center Hope Haven	16 Bank Street 2nd Floor	Batavia	NY	14020	(585) 723-7366	N/A	N/A	http://bit.ly/33ZBZOY	Offers a 28-day inpatient substance abuse treatment program.	18 years of age or older.	New York State
Substance Abuse Services at Beacon Center	1508 Genesee Street	Utica	NY	13501	(315) 366-4100	N/A	N/A	http://bit.ly/2p3XBuY	Provides outpatient substance abuse counseling.	18 years of age or older.	Herkimer and Oneida Counties.
Substance Abuse Services at Beacon Center - Herkimer	210 S Main Street	Herkimer	NY	13350	(315) 717-0189	N/A	N/A	http://bit.ly/2p3XBuY	Provides outpatient substance abuse counseling.	18 years of age or older.	Herkimer and Oneida Counties.
Substance Abuse Services at Beacon Center - Rome	303 W Liberty Street Suite A	Rome	NY	13440	(315) 367-1290	N/A	N/A	http://bit.ly/2p3XBuY	Provides outpatient substance abuse counseling.	18 years of age or older.	Herkimer and Oneida Counties.
Substance Abuse Services at St. Joseph's Addiction & Treatment Center	159 Glenwood Drive	Saranac Lake	NY	12983	(518) 891-3950	(877) 813-8647	EMAIL	http://bit.ly/32WUJ1H	Offers substance abuse rehabilitation, comprehensive inpatient and outpatient treatment modalities, support services and outpatient clinics.	None	New York State
Substance Abuse Services at Tully Hill Chemical Dependency Treatment Center	5821 Route 80	Tully	NY	13159	(315) 696-6114	(800) 456-6114	EMAIL	http://bit.ly/367tHGM	Offers medically supervised detox. Provides specialized groups that are designed to meet the needs of their patients as well as inpatient and outpatient treatment services.	Based on medical necessity. Must have substance abuse problem. Detoxification: Financial criteria apply. Call for information and assessment. Youth outpatient treatment: ages 16-20 years.	New York State

2019-2021 Community Health Assessment Community Service Plan - Community-based Organizations and Hospitals Serving Residents of Oneida County and Surrounding Areas

SUNY Geriatrics at Harrison Center	550 Harrison Street	Syracuse	NY	13202	(315) 464-6100	N/A	N/A	http://bit.ly/2Wbxleb	Complete evaluations of the medical, functional, cognitive and psychosocial problems and abilities of the older adult. Help in coping with the health problems and social needs associated with aging. Ongoing medical follow-up and case management for patients with dementia. Education, counseling and guidance for families, caregivers, and other professionals. Collaboration with the primary care physician and other health care providers.	Ages 60 and over.	New York State
Supportive Services for Veteran Families at Central New York Veteran's Outreach Center	726 Washington Street	Utica	NY	13502	(315) 765-0975	N/A	EMAIL	http://bit.ly/2JknD3M	Assists homeless or at risk of becoming homeless veterans by providing a range of supportive services designed to resolve the immediate crisis and promote housing stability.	Must be a Veteran (not have a dishonorable discharge). Must be homeless or at risk of homelessness. Must meet income guidelines.	Herkimer, Madison, Otsego and Oneida Counties.
Surrogate Decision Making Committee at Empowered Pathways	502 Court Street Suite 234	Utica	NY	13502	(315) 724-1718	N/A	N/A	http://bit.ly/2MKmRPO	Administers the Surrogate Decision Making Committee programs that aids in making medical decisions for the disabled.	New York State Run by Peacemakers in certain counties for people with intellectual, developmental, mental health, alcohol or substance abuse disabilities unable to make their own decisions or who do not have a relative or legally authorized surrogate willing to make the determination on their behalf.	Broome, Cayuga, Chenango, Cortland, Delaware, Herkimer, Lewis, Madison, Oneida, Onondaga, Oswego, Otsego, Tioga, and Tompkins Counties.
Surrogate Decision Making Committee at Empowered Pathways of Rome	310 West Dominick Street	Rome	NY	13440	(315) 724-1718	N/A	N/A	http://bit.ly/2pTG2NW	Administers the Surrogate Decision Making Committee programs that aids in making medical decisions for the disabled.	New York State Run by Peacemakers in certain counties for people with intellectual, developmental, mental health, alcohol or substance abuse disabilities unable to make their own decisions or who do not have a relative or legally authorized surrogate willing to make the determination on their behalf.	Broome, Cayuga, Chenango, Cortland, Delaware, Herkimer, Lewis, Madison, Oneida, Onondaga, Oswego, Otsego, Tioga, and Tompkins Counties.
Tenant Rental Assistance at Central New York Services, Inc.	1006 Park Avenue	Utica	NY	13501	(315) 732-4202	N/A	EMAIL	http://bit.ly/2WcGkM9	Offers case management services and monthly home visits designed to maintain stable housing for low income homeless individuals with substance abuse and/or mental health diagnosis.	Homeless and 18 years of age or older.	Oneida County.
The Pines at Utica Center for Nursing and Rehabilitation	1800 Butterfield Avenue	Utica	NY	13502	(315) 797-3570	N/A	EMAIL	http://bit.ly/340k4rn	Provides long term care, respite care to give family caregivers time to attend to personal matters. Also offers inpatient rehabilitation with the goal of restoring independence.	Ages 18 and older.	Oneida County. No one will be turned away based on residency.
The Q Center Mohawk Valley at ACR Health	287 Genesee Street Suite 200	Utica	NY	13502	(315) 793-0661	(800) 415-2430	EMAIL	http://bit.ly/31Nt69L	Offers a support center for LGBT youth.	Ages 12-22. must identify as gay, lesbian, bisexual, or transgender.	Herkimer, Madison, and Oneida Counties.
Veterans Directed Home and Community Based Services Program	120 Airline Street Suite 201	Oriskany	NY	13424	(315) 798-5456	N/A	EMAIL	http://bit.ly/2NeVTia	Designed to enable veterans to have more choice and control over the care and services they receive. Provides linkage to outside agencies who will perform these services.	Veteran status, resident of Oneida County, income guidelines apply.	Oneida County

2019-2021 Community Health Assessment Community Service Plan - Community-based Organizations and Hospitals Serving Residents of Oneida County and Surrounding Areas

Veterans Resource Locator	Refer to website for resources. Local offices not in Utica, but resources are available on website. Immediate access is available through toll-free number as well as access through texting.				N/A	(800)273-8255, Press 1 Text: 838255	N/A	http://bit.ly/2JomFDF	VA Medical Centers consist of acute care facilities and community based outpatient clinics. VA Suicide Prevention Coordinators (SPC) are specialized case managers who ensure that veterans at high risk of suicide receive the care they need. Vet Centers provide readjustment counseling and outreach services to all veterans who served in any combat zone. The Veterans Benefits Administration Offices (aka Regional Offices) support the VA Vision to provide veterans the world-class benefits and services they have earned.	Veterans status	United States
Women's Health Center	2212 Genesee Street	Utica	NY	13502	(315) 801-8317	N/A	N/A	http://bit.ly/31SeYfC	Provides primary care and ob/gyn services.	None	Herkimer and Oneida Counties.
Youth Services at Resource Center for Independent Living - Herkimer	401 E. German Street	Herkimer	NY	13350	(315) 866-7245	N/A	EMAIL	http://bit.ly/2NdsQLV	Provides crisis intervention, advocacy and mentoring to address homelessness, problems at school, poverty, and to prevent involvement with the criminal justice system. Offers case management for mental health and assists families in creating individualized plans for the care of their children. Offers weekly meeting for youth with disabilities for mutual support and opportunities to take part in recreational activities.	Must be over age 8 and have a documented disability for the Main Street Program	Herkimer and Oneida Counties.
Youth Services at Resource Center for Independent Living	401-409 Columbia Street	Utica	NY	13503	(315) 797-4642	N/A	EMAIL	http://bit.ly/2pN8XTX	Provides crisis intervention, advocacy and mentoring to address homelessness, problems at school, poverty, and to prevent involvement with the criminal justice system. Offers case management for mental health and assists families in creating individualized plans for the care of their children. Offers weekly meeting for youth with disabilities for mutual support and opportunities to take part in recreational activities.	Must be over age 8 and have a documented disability for the Main Street Program	Herkimer and Oneida Counties
Category of Service: Counseling & Mental Health											
911 Services at Madison County	138 N Court Street	Wampsville	NY	13163	911	(315) 366-2311	EMAIL	https://on.ny.gov/2pPSs9G	Provides emergency services for critical police, medical, fire and mental health situations.	None	Madison County
Adult Services at Mohawk Valley Psychiatric Center	1400 Noyes Street	Utica	NY	13502	(315) 738-3800	N/A	N/A	https://on.ny.gov/2pPZE5O	Provides comprehensive mental health services for adults.	Ages 18 and over.	Herkimer and Oneida Counties.
American Foundation for Suicide Prevention	120 Wall Street 2nd Floor	New York	NY	10005	(888) 333-2377	(888) 333-2377	EMAIL	http://bit.ly/2JjokKz	Provides information on support groups or online support groups for those who have lost a loved one to suicide. Increases awareness about prevention, warning signs and the psychiatric illnesses most often responsible for suicide. Reduces suicide rates through initiating and participating in projects to develop, implement and evaluate innovative approaches to suicide prevention.	None	United States
Aspire Behavioral Health	1065 James Street	Syracuse	NY	13203	(315) 732-3431	N/A	EMAIL	http://bit.ly/31NiXgZ	Offers individual, group, and family counseling. Provides assessments and treatment for mental health concerns such as anxiety, depression, and substance abuse.	Call for information.	Herkimer, Madison, and Oneida Counties. Call for information for those residing outside of Herkimer, Madison, and Oneida counties.

2019-2021 Community Health Assessment Community Service Plan - Community-based Organizations and Hospitals Serving Residents of Oneida County and Surrounding Areas

Aspire Behavioral Health	122 Business Park Drive Suite 1	Utica	NY	13502	(315) 732-3431	N/A	EMAIL	http://bit.ly/31NtXgZ	Offers individual, group, and family counseling. Provides assessments and treatment for mental health concerns such as anxiety, depression, and substance abuse.	Call for information.	Herkimer, Madison, and Oneida Counties. Call for information for those residing outside of Herkimer, Madison, and Oneida counties.
Bassett Medical Center	1 Atwell Road	Cooperstown	NY	13326	(607) 547-3456	(800) 227-7388	EMAIL	http://bit.ly/2WnOrFT	Utilizes a 180 bed acute care facility with services including 24-Hour emergency/trauma care, comprehensive cancer and heart care, joint care, primary care as well as women's and children's care.	None for most services.	Herkimer, Madison, Oneida, Otsego, Schoharie, Delaware, Montgomery, Fulton and Chenango Counties.
Behavioral Health Clinic - Rome at The Neighborhood Center, Inc.	199 W Dominick Street	Rome	NY	13440	(315) 272-2730	(315) 272-2748	N/A	http://bit.ly/2BKJz3O	Provides outpatient mental health services for children, adolescents and adults.	5 years of age or older.	Oneida County
Behavioral Health Education and Engagement at ACR Health	287 Genesee Street Suite 200	Utica	NY	13502	(315) 793-0661	(800) 475-2430	EMAIL	http://bit.ly/31Nt69L	Helps individuals with mental illness and substance abuse issues connect with the care they need to live more stable and productive lives.	Individuals who are HIV positive.	Herkimer, Madison, and Oneida Counties
Behavioral Health Services at St. Joseph's Hospital Health Center	301 Prospect Avenue	Syracuse	NY	13203	(315) 448-6555	(315) 726-8650	EMAIL	http://bit.ly/2JmjHQ6	Provides various mental health services including Comprehensive Psychiatric Emergency Program (CPEP), inpatient services and mobile crisis outreach.	Varies based on service, call for information.	Madison and Onondaga Counties
BRiDGES - Madison County	112 Farrier Ave Suite 314	Oneida	NY	13421	(315) 697-3947	(800) 834-3947	EMAIL	http://bit.ly/2JnNacr	MCCASA's primary mission is to provide community education and information on alcoholism and substance abuse, to refer those in need of services to the appropriate treatment providers and to advocate for services where there is a need.	Everyone in our community.	N/A
Camp Get-A-Way of Western Region NYS, INC.	4437 Kear Road	Canandaigua	NY	14424	(585) 350-9482	N/A	EMAIL	http://bit.ly/2Jkpm9g	Provides the opportunity for families with children that have mental health needs to participate in activities and have fun with each other.	Child or children with mental health diagnosis and their families.	New York State
Center for Family Life and Recovery - Herkimer	205 N. Washington St	Herkimer	NY	13350	(315) 866-8407	N/A	N/A	http://bit.ly/2PI7aAa	CFLR supports individuals struggling with addiction, mental health and behavioral issues by inspiring hope, providing hope, promoting wellness and transforming lives.	N/A	N/A
Center for Family Life and Recovery - Rome	510 Erie Blvd, West	Rome	NY	13440	(315) 336-3090	N/A	N/A	http://bit.ly/2PI7aAa	CFLR supports individuals struggling with addiction, mental health and behavioral issues by inspiring hope, providing hope, promoting wellness and transforming lives.	N/A	N/A
Center for Family Life and Recovery - Utica	502 Court Street Suite 401	Utica	NY	13502	(315) 733-1709	N/A	N/A	http://bit.ly/2PI7aAa	CFLR supports individuals struggling with addiction, mental health and behavioral issues by inspiring hope, providing hope, promoting wellness and transforming lives.	N/A	N/A
Child and Adolescent Services at Mohawk Valley Psychiatric Center	1400 Noyes Street	Utica	NY	13502	(315) 738-3800	N/A	N/A	https://on.ny.gov/2pPZE5O	Provides comprehensive mental health services for children and adolescents.	Ages 5-17	Herkimer and Oneida Counties
CNY Health Home Care Management (CNYHHN, INC)	502 Court Street Suite 401	Utica	NY	13502	(315) 733-1709	N/A	N/A	http://bit.ly/2PI7aAa	CFLR supports individuals struggling with addiction, mental health and behavioral issues by inspiring hope, providing hope, promoting wellness and transforming lives.	N/A	N/A
Community Health and Behavioral Health Services at Upstate Cerebral Palsy	1020 Mary Street	Utica	NY	13501	(315) 798-8868	N/A	EMAIL	http://bit.ly/31MbNpJ	Provides primary health care services and mental health for children, adolescents and adults.	None	Herkimer, Madison and Oneida Counties
Compeer Program at Center for Family Life and Recovery	502 Court Street Suite 401	Utica	NY	13502	(315) 768-2650	N/A	EMAIL	http://bit.ly/343agwR	Initiates matching of adult volunteers to provide a supportive friendship on a one-to-one basis with children and adults receiving mental health.	Volunteers and Clients: ages 18 years and older.	Oneida County

2019-2021 Community Health Assessment Community Service Plan - Community-based Organizations and Hospitals Serving Residents of Oneida County and Surrounding Areas

Consultation and Behavioral Services at Kelberman Center, Inc.	2608 Genesee St	Utica	NY	13502	(315) 797-6241 ext. 323	N/A	EMAIL	http://bit.ly/2BG9PfO	Offers a variety of consultation services to school district and/or agency staff and educators to help them meet the needs of students with Autism Spectrum Disorder (ASD) in the least restrictive setting.	Resident of area served, students with a diagnosis of Autism Spectrum Disorder.	Herkimer, Madison and Oneida Counties
Dr. Rao Behavioral Health Clinic at The Neighborhood Center, Inc.	628 Mary Street	Utica	NY	13501	(315) 272-2700	N/A	N/A	http://bit.ly/2BKJz3O	Provides outpatient mental health services for children, adolescents and adults.	None	Primarily Oneida County, also accept residents of Madison and Herkimer Counties
Drug User Health Hub at ACR Health - Utica Office	287 Genesee Street Suite 200	Utica	NY	13502	(315) 793-0661	(800) 475-2430	EMAIL	http://bit.ly/31Nt69L	Provides medication assisted treatment (Suboxone). Also offers overdose prevention, aftercare, and safety planning for individuals who experience opioid overdose. Offers training to providers to ensure availability of medical, mental health, and substance use services for people who use drugs.	Individuals with substance abuse issues.	N/A
Early Childhood Services at Madison - Oneida - (BOCES)	4937 Spring Road	Verona	NY	13478	(315) 361-5902	N/A	N/A	http://bit.ly/2Jm2Rko	Offers a pre kindergarten program that provides preschool services for children with developmental delays. Offers guidance, information, and referral for parents seeking early childhood services for their children.	Birth to age 5. Ages 13 to 18	Madison and Oneida Counties
Family Preservation Services at Kids Oneida Inc.	310 Main Street	Utica	NY	13501	(315) 792-9039	N/A	N/A	http://bit.ly/32HZTON	Provides the Regular Intensive KO/ACT Program which offers wraparound services to keep families together in situations where children with a mental health diagnosis are at imminent risk of out of home placement. Offers the Step Down Program for families that may not be in such imminent risk of out of home placement yet require assistance and support in achieving their goals.	Ages 6 to 21 years with enrollment prior to 18 years old.	Oneida County
Functional Family Therapy at Cayuga Centers	502 Court Street	Utica	NY	13502	(315) 253-5383	N/A	EMAIL	http://bit.ly/32N32gl	Provides home-based therapy that involves all members with the family of a youth at-risk and/or presenting with delinquency, family conflict, truancy, violence, substance abuse, gang-related behavior, and other behavioral disorders.	Ages 11-18 years of age.	Cayuga, Monroe, Ontario, Oswego and Oneida Counties
Health Homes Care Management at Catholic Charities of Oneida/Madison County	1408 Genesee Street	Utica	NY	13502	(315) 724-2158 ext. 249	N/A	EMAIL	http://bit.ly/2BJFGfy	Provides services to the seriously and persistently mentally ill.	Age 18 and older. Seriously and persistently mentally ill.	Oneida County
Herkimer County Prevention Council at Catholic Charities	61 West Street	Ilion	NY	13357	(315) 894-9917	N/A	EMAIL	http://bit.ly/2pVvFsU	Provides information and referral resources, prevention education, counseling and brief intervention targeting substance abuse.	Eligible to all.	Herkimer County
Industrial Operations at Career Connections	125-127 E Albany Street	Herkimer	NY	13350	(315) 574-7883	(315) 574-7622	EMAIL	http://bit.ly/2pRBwQ6	Career Connections assists individuals in obtaining meaningful employment with Herkimer Industries provides employment opportunities.	Individuals age 18 years and older with a disability, including developmental, physical or metal health diagnosis.	Herkimer County
Information and Referral Services at Substance Abuse and Mental Health Services Administration	N/A	N/A			(800) 662-4357	(800) 668-4357	EMAIL	http://bit.ly/2JmuF82	Offers an information service for individuals and family members facing substance abuse and mental health issues.	None	United States
Johnson Park Apartments for Chronically Homeless Single Women	26 Johnson Park	Utica	NY	13501	(315) 734-9608	N/A	EMAIL	http://bit.ly/2MOsi0e	Provides supportive housing for women with a diagnosed mental illness or dual diagnosis of substance abuse in a safe environment with treatment and services.	Women age 18 years and older, mental health diagnosis or dual diagnosis substance abuse, significant risk of homelessness, income guidelines, call for information.	Oneida County
Mental Health Clinic at Madison County	138 N Court Street	Wampsville	NY	13163	(315) 366-2327	(800) 721-2327	EMAIL	https://on.ny.gov/2MOaJwY	Provides community mental health services and outpatient services.	Resident of area served	Madison County
Mental Health Counseling Services at Samaritan Counseling Center of the Mohawk Valley, Inc.	1612 Genesee Street	Utica	NY	13502	(315) 724-5173	N/A	EMAIL	http://bit.ly/2NhC4gg	Offers outpatient mental health services including counseling and therapy.	None	Herkimer, Madison, and Oneida Counties

2019-2021 Community Health Assessment Community Service Plan - Community-based Organizations and Hospitals Serving Residents of Oneida County and Surrounding Areas

Mental Health Services at Herkimer County	301 N Washington Street Suite 2470	Herkimer	NY	13350	(315) 867-1465	N/A	N/A	http://bit.ly/32Njptg	Provides a mental health clinic for adults and children and youth with serious emotional disorders or mental illness. Provides temporary coverage for the cost of medications for individuals with a mental illness who leave the local jail or a local hospital, and have applied for Medicaid (Chapter 15 of Kendra's Law).	Resident of area served. Ages five years or older and prior approval from insurance carrier if required.	Herkimer County
Mental Health Services at Mental Health Association of New York State	194 Washington Avenue Suite 415	Albany	NY	12210	(518) 434-0439	(800) 766-6177	EMAIL	http://bit.ly/2PiPMvT	Promotes mental health and recovery, encourages empowerment of mental health service recipients, eliminates discrimination and raises public awareness with education. Advocates for equality and opportunity for all.	None	New York State
New York State Office of Mental Health	44 Holland Avenue	Albany	NY	12229	(800) 597-8481	(800) 597-8481	N/A	https://on.ny.gov/2Pq0xfQ	Operates psychiatric centers across the state and also regulates, certifies and oversees more than 4,500 programs, which are operated by local governments and nonprofit agencies.	None	New York State
Office of the Professions Program at New York State Education Department - Office of the Professional Discipline	85 Allen Street Suite 120	Rochester	NY	14608	(800) 442-8106	(800) 663-6114	EMAIL	http://bit.ly/2JpCFFE	Reports the misconduct of New York State licensed professionals.	None	New York State
Outpatient Mental Health at 207 Community Health and Behavioral Services	207 W. Dominick Street	Rome	NY	13440	(315) 337-0773	N/A	EMAIL	http://bit.ly/2Pf9Z5X	Operates an outpatient mental health clinic that provides the critical support needed to understand and manage mental illness.	Call for information	Oneida County
Pathways Wellness Center	148 Main Street	Oneida	NY	13421	(855) 387-3030	(855) 778-1900	EMAIL	http://bit.ly/2WeuhOd	Provides peer support to those on their journey towards personal wellness by empowering individuals to achieve their personal passions in life and overcome barriers. We do this by sharing our personal stories and experiences, inspiring hope and the possibility for change.	Resident of Madison County	Madison County
Postpartum Progress, Inc.	4920 Atlanta Highway Suite 316	Alpharetta	GA	30004	(877) 470-4877	N/A	N/A	http://bit.ly/341lrWL	Provides an informational website and blog on the topics of postpartum depression and anxiety. Offers a peer support forum for those with postpartum depression or anxiety or questions about it.	None	United States
Short-Term Residential/Diagnostic Program at Hillside Children's Center	1183 Monroe Avenue	Rochester	NY	14620	(585) 256-7500	N/A	EMAIL	http://bit.ly/2NfPcwb	Provides short term residential care, group homes and foster family care for children and youth at risk or runaways. Case management services, crisis counseling, and crisis stabilization of the immediate crisis are also offered.	Ages 5-18 for most services.	Central and Western New York. New York State for some programs.
Social Recreation at Catholic Charities of Oneida/Madison County	1301 Howard Avenue	Utica	NY	13501	(315) 724-2158 ext. 7001	N/A	N/A	http://bit.ly/2PtWY8P	Social and recreational opportunities for adults with mental illness to improve social and recreational skills necessary to negotiate social situations.	Diagnosed Axis 1 mental illness, call for information.	Oneida County
Suicide Prevention and Education at Madison County Council on Alcoholism & Substance Abuse, Inc.	112 Farrier Avenue Suite 314	Oneida	NY	13421	(315) 697-3947	(315) 697-2708	EMAIL	http://bit.ly/32OnKwa	Provides prevention and education about issues related to suicide.	None	Madison County
The Lord Jesus Christ Tabernacle of David 12-Step Support Group	26 Johnson Park	Utica	NY	13501	(315) 734-9608	N/A	EMAIL	http://bit.ly/2MOsi0e	Provides a 12-step support group for all kinds of addiction and mental illness.	None	Primarily Oneida County, no one is turned away.
Transportation Services at Catholic Charities of Oneida/Madison County	1408 Genesee Street	Utica	NY	13502	(315) 724-2158 ext. 7007	N/A	EMAIL	http://bit.ly/346vytl	Facilitates transportation to programs.	Age 18 and older, seriously and persistently mental ill, call for information.	Oneida County
Category of Services: Housing & Utilities											
A Brush With Kindness at Oneida County Habitat for Humanity	494 French Road	Utica	NY	13502	(315) 624-9010	N/A	EMAIL	http://bit.ly/2qKYvwl	Provides assistance to low-income homeowners with the maintenance of the exterior of their homes.	Income guidelines apply.	Oneida County

2019-2021 Community Health Assessment Community Service Plan - Community-based Organizations and Hospitals Serving Residents of Oneida County and Surrounding Areas

Abraham House	1203 Kemble Street	Utica	NY	13501	(315) 733-8210	(315) 733-8211	EMAIL	http://bit.ly/2MLJCTh	Operates a home that provides 24-hour hospice care.	Diagnosis of a terminal illness with a prognosis of three months or less to live.	Herkimer, Madison and Oneida Counties.
Advocacy Programs at ARISE Madison County Office	131 Main Street Suite 102	Oneida	NY	13421	(315) 363-4672 ext. 229	(315) 363-4672 e	EMAIL	http://bit.ly/2MKdAXZ	Provides assistance with the following through a independent living advocate: HEAP, food stamps and Medicaid. Also assists in locating an affordable and/or accessible apartment, getting medical equipment needed at home, home access modifications, assistance with home care, shopping and person care and meeting basic needs such as food and shelter.	Individuals with a disability, call for information.	Madison County
Assisted Living at Emeritus at East Side Manor	7164 E Genesee Street	Fayetteville	NY	13066	(315) 637-5127	N/A	N/A	http://bit.ly/2Wek58t	Offers assisted living care for senior citizens.	Age 65 years and older, call for information.	Herkimer, Madison, Onondaga and Oneida Counties.
CNY Fair Housing	731 James Street Suite 200	Syracuse	NY	13203	(315) 471-0420	N/A	EMAIL	http://bit.ly/2pc9D5e	Investigates claims of housing discrimination and counsels individuals about their rights under local, state and federal fair housing laws. Helps protect the rights of persons who have been illegally discriminated against through mediation or by filing cases in federal, state or local court and/or with HUD.	Must be discrimination based.	Onondaga, Tompkins, Oneida, Madison, Cayuga, Oswego, Jefferson and St. Lawrence Counties.
Community Residences at George F. Aney Community Residence	138 W. German Street	Herkimer	NY	13350	(315) 866-2030	N/A	EMAIL	http://bit.ly/31MbNpJ	Offers transitional housing for individuals with mental illness.	18 years of age or older.	Herkimer County
Community Residences at James H. Bucklin Community Residence	52 N. William Street	Little Falls	NY	13365	(315) 823-3796	N/A	EMAIL	http://bit.ly/31MbNpJ	Offers transitional housing for individuals with mental illness.	18 years of age or older.	Herkimer County
Coordinated Entry System at Mohawk Valley Housing & Homeless Coalition	500 Plant Street	Utica	NY	13502	(315) 316-0114	N/A	EMAIL	http://bit.ly/2N6bwZ6	Administers the coordinated entry process that has multiple access points and will put you on track to get the housing you or your family needs.	Homeless in Oneida and Madison County.	Madison and Oneida Counties
DePalmer House at Liberty Resources, Inc.	1045 James Street	Syracuse	NY	13203	(315) 475-1544	N/A	EMAIL	http://bit.ly/2N880h2	Provides transitional housing for homeless adults that are diagnosed with HIV/AIDS.	18 years of age and older. Income must fall under the 200% poverty level. Veterans are given priority.	Herkimer, Madison and Oneida Counties
Evelyn's House	10 Barton Avenue	Utica	NY	13502	(315) 733-0236	N/A	N/A	http://bit.ly/32QUAg0	Provides a transitional living program.	Mothers ages 16 to 21 years who are parenting and/or currently pregnant and homeless.	Herkimer, Madison and Oneida Counties
Family Program at VFW National Home for Children	3573 S. Waverly Road	Eaton Rapids	MI	48827	(800) 313-4200	(800) 313-4200	EMAIL	http://bit.ly/2Nj2rwu	Connects callers with supportive services in their own communities as well as providing housing at the National Home for Military families for up to four years.	Families of active-duty military personnel, veterans.	United States
Gan Kavod at Sitrin Health Care Center	2050 Tilden Avenue	New Hartford	NY	13413	(315) 797-3114	(888) 578-8807	EMAIL	http://bit.ly/2ogwDj6	Administers special needs residences that are designed for developmentally disabled individuals with medical needs.	OPWDD eligibility for residential services.	Oneida County
Hall House at YWCA Mohawk Valley	7 Rutger Park	Utica	NY	13501	(315) 797-7740	N/A	EMAIL	http://bit.ly/33ZvHPp	Offers a 16-bed domestic violence shelter providing emergency shelter services where residents receive food, hygiene items and extensive support services.	Domestic violence victims.	Herkimer and Oneida Counties
Herkimer Housing Authority	315 N. Prospect Street	Herkimer	NY	13350	(315) 866-2252	N/A	N/A	http://bit.ly/3678Tis	Assists income eligible families, senior citizens, and the disabled to afford decent, safe, and sanitary housing in one of 3 apartment complexes.	Annual income must not exceed amount set by the United States Department of Housing and Urban Development.	Village of Herkimer only
Home Hotline at Homeownership Preservation Foundation	N/A	N/A	N/A		(844) 995-4663	N/A	EMAIL	http://bit.ly/2PigEfq	Provides financial education and housing counseling for those thinking about buying their first home or entering homeownership again, currently own a home, or trying to get a handle on finances.	None	United States

2019-2021 Community Health Assessment Community Service Plan - Community-based Organizations and Hospitals Serving Residents of Oneida County and Surrounding Areas

HomeOwnership Center	1611 Genesee Street	Utica	NY	13501	(315) 724-4197	N/A	EMAIL	http://bit.ly/2oe1wVk	Offers financial coaching and planning, provides homebuyer education and participates with lenders to offer down payment assistance.	Varies with service. Call for information.	Herkimer, Madison, Oneida, Fulton, Montgomery and Otsego Counties
Hope House Soup Kitchen at Peter Maurin House	112 South Street	Utica	NY	13501	(315) 793-3723	N/A	EMAIL	http://bit.ly/2BKHu8d	Provides a soup kitchen for those in-need.	Must reside in area served.	City of Utica
Housing Assistance at Community Action Partnership for Madison County - Canastota	1001 New Market Drive	Canastota	NY	13032	(315) 697-3588	(800) 280-4717	EMAIL	http://bit.ly/2Nbv7ay	Assists families who are homeless or at high risk of becoming homeless. These services include temporary rental assistance, utility deposit assistance and temporary or permanent housing for homeless families.	Must be age 18 and older. Must meet income guidelines. Must be homeless or at risk of homelessness.	Madison County
Housing Discrimination Hotline	451 7th Street S.W.	Washington	D.C.	20410	(800) 669-9777	(800) 669-9777	N/A	http://bit.ly/2JpF8zU	Provides information for callers about Fair Housing Rights and records consumer complaints of unfair treatment or discrimination.	None	New York State
Housing Information and Referral Center at Utica Municipal Housing Authority	509 Second Street Suite 102	Utica	NY	13501	(315) 735-5246	N/A	EMAIL	http://bit.ly/2BHeiyL	Provides information, assistance, referral and support for individuals with issues relating to housing.	Resident of area served, income guidelines set by United States Department of Housing and Urban Development (HUD).	Oneida County
Housing Opportunities for People with AIDS at ACR Health - Utica Office	287 Genesee Street Suite 200	Utica	NY	13502	(315) 793-0661	(800) 475-2430	EMAIL	http://bit.ly/31Nt69L	Assists in locating housing, linking people to public assistance, rental subsidies and financial assistance, advocating with landlords and assisting in conflict resolution.	Individuals who are HIV positive.	Herkimer, Madison, and Oneida Counties
Housing Rehabilitation at Stoneleigh Housing Inc.	120 E Center Street	Canastota	NY	13032	(315) 697-3737	N/A	EMAIL	https://on.ny.gov/2qG03ld	Provides grants for property owners to make necessary home repairs and improvements.	Age 18 years and older, resident of area served, income guidelines.	Portions of Madison County, call for information.
Housing Services at Dolgeville Housing Authority	53 S Main Street	Dolgeville	NY	13329	(315) 429-9548	N/A	EMAIL	https://on.ny.gov/2NauUUY	Offers subsidized housing for low-income families, senior citizens, people with disabilities, and singles. Provides assistance in finding decent housing and then assists family with a portion of the monthly costs.	Annual income must not exceed amount set by the United States Department of Housing and Urban Development.	Village of Dolgeville
Housing Services at Boonville Housing Authority	115 South Street	Boonville	NY	13309	(315) 942-5547	N/A	EMAIL	https://bit.ly/357e5S6	Offers subsidized housing for low-income families, senior citizens, people with disabilities, and singles.	Annual income must not exceed amount set by the United States Department of Housing and Urban Development. Eligibility for families determined by income, family size and family composition.	Village of Boonville
Housing Services at CRM Rental Management, Inc.	117 W Liberty Street Suite 6	Rome	NY	13440	(315) 337-1401	N/A	N/A	http://bit.ly/2JjuL0b	Manages a wide variety of commercial and apartment complexes, conventional and subsidized housing.	Income eligibility, call for information. 18 years of age or older.	Madison and Oneida Counties
Housing Services at Federal Emergency Management Agency	500 C Street SW Room 6	Washington	D.C.	20472	(800) 621-3362	(800) 427-5593	N/A	http://bit.ly/365HnSl	FEMA Housing Portal provides help in finding a place to live to individuals and families who have been displaced by a disaster.	None	United States
Housing Services at Oneida Housing Authority	226 Farrier Ave	Oneida	NY	13421	(315) 363-8450	(800) 545-1833	EMAIL	http://bit.ly/2Pn36PV	Offers project based and housing choice vouchers for low-income families, senior citizens, people with disabilities, and singles.	Annual income must not exceed amount set by the United States Department of Housing and Urban Development. Eligibility for families determined by income, family size and family composition.	Madison County
Housing Services at Rome Housing Authority	200 N. Levitt St	Rome	NY	13440	(315) 337-2600	N/A	EMAIL	http://bit.ly/32Nnde2	Offers subsidized housing for low-income families, senior citizens, individuals with disabilities and singles.	Annual income must not exceed amount set by the United States Department of Housing and Urban Development. Eligibility for families determined by income, family size and family composition.	City of Rome
Housing Services - HUD	451 7th Street S.W.	Washington	D.C.	20410	(800) 569-4287	N/A	N/A	http://bit.ly/2JpF8zU	Provides information on buying a home, renting, foreclosure, credit issues and reverse mortgages.	None	United States

2019-2021 Community Health Assessment Community Service Plan - Community-based Organizations and Hospitals Serving Residents of Oneida County and Surrounding Areas

Housing Services at Utica Municipal Housing Authority	509 Second Street Suite 1	Utica	NY	13501	(315) 735-5246	N/A	EMAIL	http://bit.ly/2BHeiyL	Offers subsidized housing for low-income families, senior citizens, individuals with disabilities and singles.	Annual income must not exceed amount set by the United States Department of Housing and Urban Development. Eligibility for families determined by income, family size and family composition.	City of Utica.
Housing/Emergency Shelter at Little Falls Family YMCA	15 Jackson Street	Little Falls	NY	13365	(315) 823-1740	N/A	N/A	http://bit.ly/364RIDN	Offers rooms to rent for males, females and family tenants by the night, week or the month. Also offers emergency shelter as availability permits.	Call for eligibility information.	Mainly Herkimer, Madison and Oneida Counties
Johnson Park Apartments for Chronically Homeless Single Women at Johnson Park Center	26 Johnson Park	Utica	NY	13501	(315) 734-9608	N/A	EMAIL	http://bit.ly/2MOsi0e	Provides supportive housing for women with a diagnosed mental illness or dual diagnosis substance abuse in a safe environment with treatment and services.	Women age 18 years and older, mental health diagnosis or dual diagnosis substance abuse, significant risk of homelessness, income guidelines, call for information.	Oneida County
Kennedy Plaza Apartments - Section 8	2 Kennedy Plaza	Utica	NY	13502	(315) 724-2188	N/A	EMAIL	http://bit.ly/32N0G0P	Provides affordable housing to individuals and families.	Income guidelines apply. Call for information.	Oneida County
Litchfield Manor	402 S Litchfield Street	Frankfort	NY	13340	(315) 894-0172	N/A	N/A	N/A	Offers affordable housing for low income residents.	Must earn 50% or less than the area median income.	Herkimer County
Lucy's House at YWCA Mohawk Valley	7 Rutger Park	Utica	NY	13501	(315) 797-7740	N/A	EMAIL	http://bit.ly/2WcFNd2	Offers a 6-bed domestic violence shelter providing emergency shelter services. Residents receive food, hygiene items and extensive support services.	Domestic violence victims.	Herkimer and Oneida Counties
Madison Lane Apartments	310 Madison Lane	Hamilton	NY	13346	(315) 824-3322	N/A	EMAIL	http://bit.ly/2Jkpype	Provides affordable housing to low and moderate-income elderly or disabled persons.	62 years of age or older or disabled. Must meet income guidelines.	Madison County
Men's and Women's Halfway House at Catholic Charities of Oneida/Madison County	1408 Genesee Street	Utica	NY	13502	(315) 724-2158 ext. 7013	N/A	EMAIL	http://bit.ly/2BHfSkb	Offers transitional living for men and women returning to community from inpatient substance treatment facility. Provides linkage to educational, vocational, social and self help-services to promote recovery.	Substance abuse diagnosis.	Oneida County
MESA Commons at Liberty Resources, Inc.	1045 James Street	Syracuse	NY	13203	(315) 425-1004	N/A	EMAIL	http://bit.ly/2N880h2	Provides supportive housing for families that have a member diagnosed with HIV/AIDS.	18 years of age and older. Income must fall under the 200% poverty level. Veterans are given priority.	Herkimer, Madison and Oneida Counties
Mt. Carmel Apartments	Catherine St. Housing	Utica	NY	13501	(315) 797-1050	N/A	EMAIL	http://bit.ly/2PhJRHy	Manages low to moderate income housing for senior citizens.	Must be age 62 or older. Income eligibility.	Herkimer, Madison, and Oneida Counties
New Horizons at YWCA Mohawk Valley	7 Rutger Park	Utica	NY	13501	(315) 797-7740	N/A	EMAIL	http://bit.ly/2WcFNd2	Provides a residential facility that offers shelter and supportive services to female runaways and those unable to return home.	16-21 years of age.	New York State, mainly Herkimer, Oneida and Madison Counties
NYHousingSearch.gov	N/A	N/A	N/A		(877) 428-8844	N/A	EMAIL	http://bit.ly/2Nj501A	Provides information to individuals looking for housing that will meet their needs at a rent they can afford.	None	New York State
OASAS Medicaid Re-Design Team Permanent Housing	1411 Genesee Street	Utica	NY	13502	(315) 507-2509	N/A	EMAIL	http://bit.ly/2WcGkM9	Designed to enable individuals with chronic substance abuse issues to obtain and remain in safe, affordable, permanent housing situation.	18 years of age or older. Must be at risk for homelessness and have 2 inpatient hospitalizations or 5 ER visits within the past 12 months.	Oneida County
Pathways to Independent Living-Apartment Program at Catholic Charities	1408 Genesee Street	Utica	NY	13502	(315) 724-2158 ext. 7017	N/A	EMAIL	http://bit.ly/361YHYN	Operates a 41-bed apartment program in Utica/Rome for individuals diagnosed with mental illness. Staff provides support, monitoring and advocacy to assist in developing independent living skills.	Age 18 and older, Serious and Persistent Mental Illness mental health diagnosis.	Herkimer, Madison and Oneida Counties
Presbyterian Residential Community	4300 Middle Settlement Road	New Hartford	NY	13413	(315) 724-9300	N/A	EMAIL	http://bit.ly/367V8js	Offers an adult home & assisted living program, social adult day care, home care and wellness center.	60 years of age or older.	Oneida County
Rapid Engagement and Housing Assistance Team at Upstate Cerebral Palsy	675 Catherine Street	Utica	NY	13501	(315) 266-0627	N/A	EMAIL	http://bit.ly/2P9Z5X	Provides rapid intensive intervention to homeless individuals with a suspected or documented mental illness and substance abuse issues.	18 years of age or older. Homeless or at risk of being homeless.	Oneida County

2019-2021 Community Health Assessment Community Service Plan - Community-based Organizations and Hospitals Serving Residents of Oneida County and Surrounding Areas

Rescue Mission of Utica Parker House Program	212 Rutger Street	Utica	NY	13501	(315) 735-1645 ext. 2142	N/A	EMAIL	http://bit.ly/2qMKHSB	Provides 6-9 month residential rehabilitation program for men who are committed to overcoming their drug and alcohol addiction.	18 years of age or older.	Herkimer and Oneida Counties
Residential and Community Living Services at Kelberman Center	2608 Genesee St	Utica	NY	13502	(315) 797-6241	(315) 525-2830	EMAIL	http://bit.ly/2MMY39W	Provides community based group residential living for individuals with significant health and/or behavioral needs. Provides in home services for individuals who live independently.	Resident of area served, age 18 years and older, diagnosed developmental disability and eligibility for OPWDD services, must have Medicaid.	Herkimer, Oneida and Madison Counties
Residential Services Program at Arc Herkimer	350 S Washington Street	Herkimer	NY	13350	(315) 574-7000	N/A	EMAIL	http://bit.ly/2PpZgWt	Offers community based living with varying levels of support, supervised Individualized Residential Alternatives (IRAs), supportive Individualized Residential Alternatives (IRAs) and family care.	Individuals with a developmental disability, age 18 years and older, Medicaid.	Herkimer County
Roosevelt Residences at Utica Municipal Housing Authority	509 Second Street Suite 1	Utica	NY	13501	(315) 888-3015	N/A	EMAIL	http://bit.ly/2qL1Zzl	Offers subsidized housing with a mix of 1, 2, 3 and 4-bedroom options in 24-duplex or stacked flat buildings across 11 sites.	Call for information.	Oneida County
Section 8 at Mohawk Valley Community Action Agency	9882 River Road	Utica	NY	13502	(315) 624-9930 press 0	N/A	EMAIL	http://bit.ly/2JhnX3p	Assists very low income families, elderly, and the disabled to afford decent, safe, and sanitary housing in the private market.	50% of area median income.	Herkimer County
Section 8 Housing Choice Voucher Program at Boonville Housing Authority	115 South Street	Boonville	NY	13309	(315) 942-5447	N/A	EMAIL	https://bit.ly/32R5Xnx	Provides financial assistance with a portion of monthly housing costs to eligible individuals and families.	Annual income must not exceed amount set by the United States Department of Housing and Urban Development. Eligibility for families determined by income, family size and family composition.	Village of Boonville
Section 8 Housing Choice Voucher Program at Little Falls Housing Authority	550 John Street	Little Falls	NY	13365	(315) 823-2540	N/A	N/A	https://bit.ly/2XIKAtR	Assists very low income families, elderly, and the disabled to afford decent, safe, and sanitary housing in the private market.	Annual income must not exceed amount set by the United States Department of Housing and Urban Development. Eligibility for families determined by income, family size and family composition.	City of Little Falls
Section 8 Housing Choice Voucher Program at Oneida Housing Authority	226 Farrier Avenue	Oneida	NY	13421	(315) 363-8450	(800) 545-1833 e	EMAIL	http://bit.ly/2Pn36PV	Offers Section 8 rental assistance which is designed to allow families and individuals who qualify a choice of affordable housing.	18 years of age or older. Preference given for 62 years of age or older/Disabled and Working Families. Income guidelines varies by household size and program.	City of Oneida Only
Section 8 Housing Choice Voucher Program at Rome Housing Authority	200 N. Levitt Street	Rome	NY	13440	(315) 337-2600	N/A	EMAIL	http://bit.ly/32Nnde2	Assists very low income families, elderly, and the disabled to afford decent, safe, and sanitary housing in the private market.	Annual income must not exceed amount set by the United States Department of Housing and Urban Development. Eligibility for families determined by income, family size and family composition.	City of Rome
Section 8 Housing Choice Voucher Program at Utica Municipal Housing Authority	509 Second Street Suite 1	Utica	NY	13501	(315) 735-5246	N/A	EMAIL	http://bit.ly/2BHejyL	Assists very low income families, elderly, and the disabled to afford decent, safe, and sanitary housing in the private market.	Annual income must not exceed amount set by the United States Department of Housing and Urban Development. Eligibility for families determined by income, family size and family composition.	Oneida County
Section 8 Program at Ilion Housing Authority	100 W Main Street	Ilion	NY	13357	(315) 894-2159	N/A	EMAIL	http://bit.ly/2pQ8v7y	Provides financial assistance with a portion of monthly housing costs to eligible individuals and families.	Call for information.	Towns or Ilion, Mohawk, Frankfort, Poland, Newport, and Cold Brook
Senior Services at Sitrin Health Care Center	2050 Tilden Avenue	New Hartford	NY	134013	(315) 797-3114	N/A	EMAIL	http://bit.ly/2JnWP2B	Provides care for seniors.	Call for information.	Oneida County
Single Family and Multi Family Housing Home Loans at United States Department of Agriculture Rural Development Services	9025 River Road Room 206	Marcy	NY	13403	(315) 736-3316 ext. 4	N/A	N/A	http://bit.ly/2pVxENT	Assists low income applicants obtain decent, safe and sanitary housing in eligible rural areas by providing payment assistance to increase an applicant's repayment ability.	Income guidelines apply, not available in Rome or Utica, call for information.	Herkimer, Madison and Oneida Counties. Cities of Rome and Utica excluded.

2019-2021 Community Health Assessment Community Service Plan - Community-based Organizations and Hospitals Serving Residents of Oneida County and Surrounding Areas

Six Nations Apartments	607 Jay Street	Utica	NY	13501	(315) 732-3354	N/A	EMAIL	http://bit.ly/32NOHjN	Provides affordable housing to individuals and families.	Income guidelines apply. Call for information.	Oneida County
State Public Housing at Little Falls Housing Authority	550 John Street	Little Falls	NY	13365	(315) 823-2540	N/A	N/A	https://bit.ly/2XikAtR	Offers subsidized housing for low-income families, senior citizens, individuals with disabilities and singles.	Annual income must not exceed amount set by the United States Department of Housing and Urban Development. Eligibility for families determined by income, family size and family composition.	City of Little Falls
Stoneleigh Apartments	400 Lamb Avenue	Canastota	NY	13032	(315) 697-2847	N/A	EMAIL	http://bit.ly/2PhJRHy	Provides subsidized apartment living for the elderly and disabled.	Age 62 years and older or have a mobility impairment, income guidelines.	Primarily New York State, no one is turned away.
Supportive Services for Veteran Families at Central New York Veteran's Outreach Center	726 Washington Street	Utica	NY	13502	(315) 765-0975	N/A	EMAIL	http://bit.ly/2JknD3M	Assists homeless or at risk of becoming homeless veterans by providing a range of supportive services designed to resolve the immediate crisis and promote housing stability.	Must be a Veteran (not have a dishonorable discharge). Must be homeless or at risk of homelessness. Must meet income guidelines.	Herkimer, Madison, Otsego and Oneida Counties
The Residential Services Program at The Arc of Madison Cortland	701 Lenox Avenue	Oneida	NY	13421	(315) 363-3389	N/A	EMAIL	http://bit.ly/3114kHX	Provides individuals with a safe and clean home with well-balanced nutritious meals, and the opportunity to develop independent living skills.	Call for information.	Madison County
Transitional Housing at Rome Rescue Mission	413 E Dominick Street	Rome	NY	13440	(315) 337-2516	N/A	N/A	http://bit.ly/369228b	Provides short and long term housing for mission clients.	Call for information.	Oneida County
Valley Residential Services	690 W German Street	Herkimer	NY	13350	(315) 219-5700 ext. 3239	N/A	EMAIL	http://bit.ly/2JnXSj3	Provides supportive housing through an assisted living program and enriched housing.	Individuals in need of supportive housing services; screening process is required.	Southern Herkimer, Western Oneida, Northern Otsego and Eastern Fulton and Montgomery Counties
West Street Apartments at Rescue Mission of Utica	1013 West Street	Utica	NY	13501	(315) 735-1645 ext. 2107	N/A	EMAIL	http://bit.ly/2qMKHSB	Utilizes a 42-unit apartment complex that provides low-income housing.	18 years of age or older. Must meet income guidelines.	Oneida County
Other Resources											
Community Foundation of Herkimer & Oneida Counties	2608 Genesee St	Utica	NY	13502	(315) 735-8212	N/A	N/A	http://bit.ly/2PjsaHG	The Foundation creates innovative partnerships and investments in Herkimer County and Oneida County that align with community indicators to make long-lasting social impact.	N/A	Herkimer and Oneida Counties
Cornell Cooperative Extension	5657 State Route 5	Herkimer	NY	13350	(315) 866-7920	N/A	EMAIL	http://bit.ly/2phrCaD	Cornell Cooperative Extension puts knowledge to work in pursuit of economic vitality, ecological sustainability and social well-being. We bring local experience and research based solutions together, helping New York State families and communities thrive in our rapidly changing world.	N/A	N/A
Herkimer-Oneida Counties Comprehensive Planning Program	121 Second St	Oriskany	NY	13424	(315) 736-3394	N/A	EMAIL	https://bit.ly/2rA5DML	The Planning organization in Oneida County and Herkimer County is somewhat unique in New York State. This uniqueness is a result of the interrelationship of three major planning organizations that are housed in one location, the programmatic emphasis of various planning activities, and the common link of the professional staffs.	N/A	N/A
Hospice & Palliative Care	4277 Middle Settlement Rd	New Hartford	NY	13413	(315) 735-6484	(800) 317-5661	EMAIL	http://bit.ly/2NfP3ZE	Our mission is to help alleviate patient and family suffering and to promote patient quality of life through professional clinical consultation, and education.	N/A	
Mid York Library System	1600 Lincoln Ave	Utica	NY	13502	(315) 735-8328	N/A	N/A	http://bit.ly/2Wfogu	MidYork Library System is a nonprofit cooperative library system serving 43 public libraries	N/A	Herkimer, Madison, and Oneida Counties

2019-2021 Community Health Assessment Community Service Plan - Community-based Organizations and Hospitals Serving Residents of Oneida County and Surrounding Areas

MVHS - St. Elizabeth Medical Center	1656 Champlin Ave	Utica	NY	13502	(315) 801-8100	N/A	N/A	https://bit.ly/32SBIWE	MVHS is a system that provides healthcare services for the residents of the Mohawk Valley. We are known for our clinical quality and collaboration. We are the organization people choose when caring for their loved one.	N/A	N/A
Mohawk Valley Community Action Agency INC. (MVCAA)	2209 Genesee St	Utica	NY	13501	(315) 801-8100	N/A	EMAIL	https://bit.ly/2NO2i5o	Mohawk Valley Community Action Agency is the frontline resource for people living in poverty in Oneida and Herkimer Counties, providing direct services and support for education, employment and family support services.	N/A	N/A
The Center (Formally Mohawk Valley Resources Center for Refugees)	9882 River Rd	Utica	NY	13502	(315) 624- 9930	N/A	N/A	http://bit.ly/2JhnX3p	We are experts in helping people resettle, no matter who you are or where you come from. Our goal is to assist you throughout the integration process by offering products and services that enable us to build community with many cultures together.	N/A	Herkimer and Oneida Counties
MVP Health Care	421 Broad St	Utica	NY	13501	(315) 736-1625	(800)825-5687	EMAIL	http://bit.ly/2NfPLGi	MVP Healthcare is a nationally-recognized, regional not-for-profit health plan, and is committed to having a positive impact on the health and wellness of everyone they serve - providing a wide range of health benefits plan options with the attentive service and flexibility normally associated with a smaller company.	N/A	Utica and surrounding areas
Mohawk Valley Psychiatric Center (MVPC)	1400 Noyes St	Utica	NY	13501	(315) 738-3800	NA	N/A	https://on.ny.gov/2NMO2tU	Mohawk Valley Psychiatric Center (MVPC) provides quality, individualized psychiatric treatment and rehabilitation services that promote recovery. MVPC is accredited by The Joint Commission and identified as a Joint Commission Top Performer for 2013.	N/A	N/A
Nascentia Health	1400 Noyes St	Utica	NY	13502	(315) 738-3800	N/A	EMAIL	https://bit.ly/2qSeQQ8	Nascentia Health was born of the unification of VNA Homecare, VNA Homecare Options and Home Aides of Central New York. An innovator in the concept of home healthcare, Nascentia leverages leading-edge approaches and technologies to improve outcomes and quality of life from prenatal care through end-of-life.	Ages 5+	Oneida, Herkimer, Hamilton, Fulton, Montgomery, Warren, Schoharie, Saratoga, Washington, Greene, Schenectady, Columbia, Rensselaer and Albany Counties
Oneida County Department of Mental Health	1050 W Genesee St	Syracuse	NY	13204	(888) 477-4663	(888) 477-4663	N/A	https://bit.ly/2CJbAjz	The Oneida County Department of Mental Health is dedicated to being a leader in the areas of Mental Health, Substance Abuse Recovery, and Developmental Disabilities.		48 counties
Oneida County Aging Office	120 Airline St Suite 200	Oriskany	NY	13424	(315) 768-3660	N/A	EMAIL	http://bit.ly/2BL1oA2	The Office for the Aging and Continuing Care provides services to the elderly and disabled of Oneida County and their families. We assess individuals to identify unmet physical, medical, psychological, social and financial needs.	Individuals who qualify for this program are those eligible to receive Medicaid and are released from jails, prisons or hospitals and require medications to treat mental illness.	Oneida County
Parkway Center	301 Dominick St	Rome	NY	13440	(315) 798-5456	N/A	EMAIL	http://bit.ly/31NEK4t	The Parkway Center provides programs and services to individuals ages 50+, empowering them to live healthy and vibrant lives.	People 60 years of age and older.	Oneida County
Planned Parenthood Mohawk Hudson	220 Memorial Pkwy	Utica	NY	13501	(315) 223-3973	N/A	N/A	https://bit.ly/32KKD31	Planned Parenthood Mohawk Hudson's mission is to provide quality health care, to educate individuals to make informed sexual and reproductive decisions, and to advocate for reproductive rights.	Ages 50+	N/A
Resource Center for Independent Living	131 Genesee Street	Utica	NY	13501	(315) 797-4747	N/A	N/A	http://bit.ly/2NdsQLV	The RCIL mission is to ensure a fully accessible, integrated society that enables full participation by people with disabilities.	N/A	Herkimer, Oneida, Jefferson and Montgomery County

2019-2021 Community Health Assessment Community Service Plan - Community-based Organizations and Hospitals Serving Residents of Oneida County and Surrounding Areas

The Neighborhood Center	131 Genesee St	Utica	NY	13501	(315) 797-4642	N/A	EMAIL	http://bit.ly/3622fu5	We thrive to enrich the lives of individuals and families through cooperative opportunities, resources and advocacy which embrace diversity, promote empowerment and foster responsible citizenship.	N/A	N/A
The Salvation Army of Utica	624 Elizabeth St	Utica	NY	13501	(315) 272-2600	N/A	EMAIL	http://bit.ly/2N6iwoQ	The Salvation Army in Utica, New York is a Christian organization dedicated to serving the needy without discrimination.	N/A	N/A

Oneida County Health Outcomes and Health Factors

Health Outcomes and Health Factors Rankings (62nd Worst – 1st Best)

Appendix F - Health Outcomes Data

	Oneida 2016	NYS Rank (of 62)	Oneida 2017	NYS Rank (of 62)	Oneida 2018	NYS Rank (of 62)	Oneida 2019	NYS Rank (of 62)
Health Outcomes		43		52		51		49
Length of Life		39		49		51		44
Premature death	6,400		6,800		6,900		7,100	
Quality of Life		48		56		47		49
Poor or fair health	13%*		15%*		16%*		16%*	
Poor physical health days	3.4*		4.1*		4.0*		4.0*	
Poor mental health days	3.6*		3.9*		4.0*		4.0*	
Low birthweight	8.0%		8.0%		8.0%		8.0%	
Health Factors		47		52		41		37
Health Behaviors		56		60		43		36
Adult smoking	16%*		19%*		17%*		17%*	
Adult obesity	30%		31%		32%		33%	
Physical inactivity	28%		25%		27%		25%	
Excessive drinking	18%*		17%*		20%*		20%*	
Alcohol-impaired driving deaths	33%		37%		39%		39%	
Sexually transmitted infections	370.4		338.6		345.5		338.1	
Teen birth rate	30		28		26		25	
Clinical Care		24		24		29		18
Uninsured	10%		8%		6%		5%	
Primary care physicians	1,370:1		1,370:1		1,340:1		1,340:1	
Dentists	1,810:1		1,830:1		1,790:1		1,780:1	
Mental health providers	760:1		740:1		680:1		660:1	
Preventable hospital stays	61		56		63		4,732	
Diabetic monitoring	86%		86%		86%		N/A	
Mammography screening	69%		69%		69%		53%	

*Data should not be compared to prior years due to changes in definitions/methods.

Health Outcomes and Health Factors Rankings (62nd Worst – 1st Best)

	Oneida 2016	NYS Rank (of 62)	Oneida 2017	NYS Rank (of 62)	Oneida 2018	NYS Rank (of 62)	Oneida 2019	NYS Rank (of 62)
Health Factors (continued)		47		52		41		37
Social & Economic Factors		45		49		43		47
High school graduation	81%		82%		82%		84%	
Some college	60%		60%		60%		60%	
Unemployment	6.1%		5.4%		4.8%		5.1%	
Children in poverty	29%		30%		26%		25%	
Children in single-parent households	39%		42%		42%		41%	
Income Inequality	4.7		4.7		4.7		4.7	
Violent crime rate	245		255		255		283	
Social Associations	11.1		11.5		11.5		11.5	
Injury Deaths	49		56		61		66	
Physical Environment		38		28		30		31
Air pollution-particulate matter days	11.7		8.4*		8.4*		8.1*	
Drinking Water Violations	Yes		Yes		Yes		Yes	
Severe Housing Problems	15%		15%		15%		15%	
Driving alone to work	82%		82%		82%		82%	
Long commute-driving alone	21%		21%		20%		20%	

<https://www.countyhealthrankings.org/app/new-york/2019/rankings/oneida/county/outcomes/overall/snapshot>
<https://www.countyhealthrankings.org/app/new-york/2018/rankings/oneida/county/outcomes/overall/snapshot>
<https://www.countyhealthrankings.org/app/new-york/2017/rankings/oneida/county/outcomes/overall/snapshot>
<https://www.countyhealthrankings.org/app/new-york/2016/rankings/oneida/county/outcomes/overall/snapshot>

*Data should not be compared to prior years due to changes in definitions/methods.



Patient & Family Resource Guide

Coordinating care for patients across the healthcare continuum and into the community can be much like putting a puzzle together to meet the unique needs of our patients and their families.

Rome Memorial Hospital's Continuum of Care Department has developed this resource guide to provide patients with information about services and programs that may be needed for their continued recovery and well-being.

Although not all inclusive: the guide provides information for a broad range of services provided by Rome Memorial Hospital and our collaborating providers as well as community agencies that have supplied us with contact information.

Our Registered Nurse, and Social Work Case Managers can help you with referrals and answer any questions that you may have. If you have any questions, please call 315-338-7131.

Compassionate Connected Care For Every Stage Of Life

Recognized as a leader in Senior services, the hospital has earned special designation as a NICHE (Nurses Improving Care For Healthsystem Elders) facility for providing exceptional care for older adult patients. Specialized education empowers our nurses and healthcare teams to use best practices and strategies for quality care that is sensitive to the needs of the older adult patients in a safe, comfortable environment.

Rome Memorial Hospital
1500 N. James St.
Rome, NY 13440

Phone: 315-338-7000

www.romehospital.org

We Deliver Excellence

Rome Memorial Hospital achieves the highest standards of excellence.

- Received the Excellus BlueCross/BlueShield Quality Leader Award for efforts in protecting patients from hospital acquired infections
- Rome Memorial Hospital has the lowest surgical site infection ratio in the region
- Honored by the U.S. Department of Health and Human Services for eliminating central line infections from the Intensive Care Unit, an achievement sustained for more than ten years
- The Women's Imaging Center is a designated Breast Imaging Center of Excellence by the American College of Radiology, the gold standard for excellence
- The Women's Imaging Center is ACR accredited in 2D & 3D Mammography, Stereotactic Breast Biopsy, Breast Ultrasound and Breast MRI
- ACR accredited in General MRI and CT and Nuclear Medicine
- Recognized by the Excellus BlueCross/Blue Shield with the Blue Distinction+ for Maternity Care
- The Maternity Department has reached patient satisfaction scores in the top ten percent in the nation for quality and compassionate care
- The Maternity Department's percentage of babies delivered by C-section is one of the lowest in the region
- Recognized as a leader in senior services, the hospital has earned special designation as a NICHE (Nurses Improving Care for Healthsystem Elders) facility for providing exceptional care for older adult patients
- The Residential Health Care Facility is recognized as a top-performing nursing home in New York State for ranking in the top 20th percentile for three consecutive years
- The Sleep Disorders Center is accredited by the American Academy of Sleep Medicine
- The Pulmonary Rehabilitation Program is certified by the American Association for Cardiovascular and Pulmonary Rehabilitation
- The Community Recovery Center earned certification by the NY State Office of Alcoholism and Substance Abuse Services, for its chemical dependency and outpatient services and added a Medication-Assisted Treatment program to meet community needs



Services provided by Rome Memorial Hospital & Our Collaborating Providers

When you need a prescription filled:

<p>RMH Retail Pharmacy Ground Floor</p> <p>Open to the Public</p>	<p>Prescriptions can be delivered to your room through our Meds to Beds Program during operating hours Monday—Friday 9:30 am—5:30 pm Closed 2-2:30 pm for lunch One-on-one medication review available by appointment. Free Blood Pressure Screenings 4th Thursday of the month</p>	<p>Phone: 315-338-7690</p> <p>Fax: 315-338-7697</p>
---	--	---

When you need more care than what's available at home:

<p>RMH Residential Health Care Facility Third Floor</p>	<p>Nursing Home Long-term skilled nursing care in a home-like environment</p>	<p>Phone: 315-338-7305</p>
	<p>Short-Term Rehabilitation Individualized program to help bridge the transition from hospital to home</p>	<p>Fax: 315-338-7281</p>
	<p>Respite Care Temporary skilled nursing care to provide short breaks for caregivers</p>	
<p>RMH Senior Behavioral Health Unit Second Floor</p>	<p>Inpatient program that provides stabilization and treatment for adults 55 and older who are suffering from acute symptoms associated with a major mental health illness</p>	<p>315-338-7399</p>

When you need services to help you recover at home:

<p>Coram Specialty Infusion Services 2949 Erie Blvd. E. Suite 103 Syracuse, NY 13224</p>	<p>Home Infusion Therapy There are many types of infusion therapies that can be administered in the home from IV antibiotics and nutrition support to pain medication and immune therapy.</p>	<p>Toll-free: 800-270-0444 Fax: 315-425-0989</p>
<p>Nascentia Health Local Office: 7980 Turin Road Rome, NY 13440</p>	<p>Home Health Care The certified home health agency provides individualized services regardless of age in the comfort of your own home. The team includes nurses, physical, occupational, speech and respiratory therapists, medical social workers, registered dietitians, home health aides, lactation consultants and other professionals.</p>	<p>315-477-4663 888-477-HOME nascentiahealth.org</p>
<p>Nunn's Home Medical Equipment 1340 Floyd Ave. Rome, NY 13440</p>	<p>Durable Medical Equipment & Oxygen Therapy Home medical equipment and homecare supplies, including oxygen & sleep therapy equipment. Most equipment can be rented if purchase isn't necessary.</p>	<p>315-339-4084</p>



Services provided by Rome Memorial Hospital & Our Affiliated Providers

When you need specialized treatment services

<p>Ambulatory Surgery Rome Memorial Hospital Second Floor 1500 North James Street Rome, New York 13440</p>	<p>Many physicians have privileges to perform same-day surgery at Rome Memorial Hospital, including general surgeons, orthopedic surgeons, ENTs, OB/GYNs, urologists, and podiatrists. Find a provider on the hospital's website at www.romehospital.org.</p>	<p>Preoperative Coordinator 315-338-7355 Unit Phone 315-338-7352</p>
<p>Lymphedema Therapy Rome Memorial Hospital Ground Floor 1500 North James Street Rome, New York 13440</p>	<p>Treatment for the build-up of lymph fluid that causes swelling primarily in the arms and legs.</p>	<p>315-338-7154</p>
<p>Therapy Services Chestnut Commons Physical Therapy & Rehabilitation 107 E. Chestnut St. Suite 104 Rome, New York 13440</p>	<p>Physical Therapy Occupational Therapy Vestibular Rehabilitation</p>	<p>315-337-7952</p>
<p>Prenatal Care Services 155 W. Dominick St. Rome, New York 13440</p>	<p>Pregnancy care for eligible women who meet income guidelines.</p>	<p>315-338-7057</p>
<p>Pulmonary Rehabilitation Rome Memorial Hospital Ground Floor 1500 North James Street Rome, New York 13440</p>	<p>Supervised exercise and education program for patients with chronic lung conditions to rebuild strength and conditioning.</p>	<p>315-338-7160</p>
<p>Radiation Therapy for Cancer Mohawk Valley Radiation Medicine 107 E. Chestnut St. Suite 103 Rome, New York 13440</p>	<p>Comprehensive radiation therapy services, provided under the direction of board certified radiation oncologist, Linda L. Schicker, MD.</p>	<p>315-338-0897</p>
<p>Speech Therapy Rome Memorial Hospital Ground Floor 1500 North James Street Rome, New York 13440</p>	<p>Speech/voice disorders Cognitive deficits Swallowing dysfunction Pediatric speech, feeding, swallowing & voice disorders</p>	<p>315-338-7154</p>
<p>Substance Abuse Counseling Community Recovery Center 264 W. Dominick St. Rome, New York 13440</p>	<p>Individual and group counseling and education programs for adolescents and adults who are addicted to drugs or alcohol.</p>	<p>315-334-4701</p>
<p>Wound Care Regional Center for Wound Care 267 Hill Road Rome, New York 13441</p>	<p>Advanced wound care services for problem wounds that haven't healed in 30 days. Treatments include hyperbaric oxygen therapy, debridement, topical wound therapy, tissue therapy and negative pressure wound therapy.</p>	<p>315-338-7540</p>



Services provided by Rome Memorial Hospital & Our Affiliated Providers

When you need routine or diagnostic testing

<p>Breast Center Navigator Rome Memorial Hospital First Floor 1500 North James Street Rome, New York 13440</p>	<p>When facing a possible breast cancer diagnosis, the nurse navigator serves as a liaison with your care team; helps you make informed decisions; schedules and coordinates appointments; expedites the process to relieve your anxiety; and identifies barriers to care and helps to resolve them.</p>	<p>315-338-7389</p>
<p>Cardiopulmonary Services Rome Memorial Hospital Ground Floor 1500 North James Street Rome, New York 13440</p>	<p>Electrocardiogram (ECG) Holter monitoring Echocardiograms Cardiac Stress Testing Pulmonary Function Testing Pulmonary Rehabilitation Respiratory Care Therapy Arterial Blood Gas Analysis EEG (Electroencephalography)</p>	<p>315-338-7160</p>
<p>Endoscopy Rome Memorial Hospital Second Floor 1500 North James Street Rome, New York 13440</p>	<p>Colonoscopy Upper Endoscopy Endoscopic Retrograde Cholangiopancreatogram Flexible Sigmoidoscopy.</p> <p>Testing is scheduled through Gastroenterologists Ajay Goel, MD, and Michael Rosenfeld, MD, 315-337-0539</p>	<p>315-338-6096</p>
<p>Lab Collection Locations</p> <p>No appointment required except for 3-hour glucose tolerance test or drug screening. Appointments for these tests can be made by calling 338-7338</p>	<p>1500 N. James St., Rome Monday-Friday, 6 am-5 pm, Sat 8 am-noon</p> <p>1801 Black River Blvd., Rome Monday-Friday, 7 am-4:30 pm</p> <p>13407 State Route 12, Boonville Monday-Friday, 8:30 am-3 pm</p> <p>5 Masonic Ave., Camden Monday-Friday, 8 am-noon</p>	<p>315-338-6038</p> <p>315-339-6133</p> <p>315-942-2095</p> <p>315-245-3192</p>



Services provided by Rome Memorial Hospital & Our Affiliated Providers

When you need routine or diagnostic testing

<p>Lung Cancer Screening Rome Memorial Hospital First Floor 1500 North James Street Rome, New York 13440</p>	<p>Coordinated by Rome Medical Practice, the low-dose CT screening is for those with a history as a heavy smoker. The test is performed at the hospital's main campus, 1500 N. James St.</p>	<p>315-337-3071</p>
<p>Medical Imaging Rome Memorial Hospital First Floor 1500 North James Street Rome, New York 13440</p>	<p>Bone Densitometry CT Scan Digital radiography (x-rays) Fluoroscopy Image Guided Biopsy Mammography: 3D MRI: High Definition Nuclear Medicine Stereotactic Breast Biopsy Ultrasound</p>	<p>Scheduling 315-338-7338 Department 315-338-7027</p>
<p>Medical Imaging Off-Campus General X-rays</p>	<p>1801 Black River Blvd., Rome 107 E. Chestnut St., Suite 102, Rome</p>	<p>315-337-0068 315-338-7109</p>
<p>Sleep Disorders Center Rome Memorial Hospital Ground Floor 1500 North James Street Rome, New York 13440</p>	<p>Testing for patients ages 2 and older for common sleep disorders such as insomnia (trouble falling or staying asleep), sleep apnea (pauses in breathing during sleep), restless legs syndrome, & narcolepsy</p>	<p>315-338-7242</p>



Services provided by Rome Memorial Hospital's Affiliated Physician Practices

The hospital's Medical Staff has more than 200 physicians, who are committed to providing patients with the highest quality care with compassion. The practices listed below are part of Rome Memorial Hospital's system. For information on other physicians who have privileges at the hospital, visit the hospital's website at www.romehospital.org or call the Medical Staff Office at 315-338-7140.

RMH's Affiliated Primary Care Providers

Boonville Family Care	13407 State Route 12, Boonville, NY 13309	315-942-3500
Camden Family Care	5 Masonic Ave., Camden, NY 13316	315-245-3192
Delta Medical (Adults Only)	1819 Black River Blvd., Rome, NY 13440	315-338-7184
Physician's Urgent Care At Griffiss	91 Perimeter Road, Suite 120, Griffiss Business & Technology Park, Rome, New York 13441	315-356-7777
Rome Medical Group Family Practice, Internal Medicine, Pediatrics & Allergy	1801 Black River Blvd., Rome, NY 13440	315-337-3770

RMH's Affiliated Specialty Providers

Corporate Health Services	Rome Memorial Hospital, Basement 1500 North James Street, Rome, New York 13440 (DOT Physical Exams, Company Physicals, Vaccination, OSHA Review, Pulmonary Function, TB, Hexachrome, Drug, Hearing Tests, etc...)	315-338-7505
General, Thoracic & Breast Surgery	Rome Surgical Specialists David Kulick, MD, Pedro Del Pino, MD, 267 Hill Road Suite 300, Rome, NY 13441	315-337-0202
Neurology	Glady Jacob, MD 267 Hill Road Suite 100, Rome, NY 13441	315-356-7380
Obstetrics/Gynecology	All About Women Diana R. Wallace, MD 7900 Turin Road, Rome, NY 13440	315-338-7284
Orthopedics	Rome Orthopedics & Sports Medicine Mihail Radulescu 107 E. Chestnut St. Suite 106, Rome, NY 13440	315-338-9200
Pulmonology & Sleep Medicine	Mohammed Seedat, MD 267 Hill Road, Suite 300, Rome, NY 13441	315-337-3071
Urology	Rome Medical Practice: AMP Urology 267 Hill Road Suite 300, Rome, NY 13441	315-356-7390



Services provided by Rome Memorial Hospital & Our Affiliated Providers

When you need help paying your medical bills		
Financial Assistance & Payment Plans Business Office 155 W. Dominick St. Rome, NY 13440	The hospital's financial assistance program provides discounts to qualifying individuals based on income. Applications are available on the hospital's website at www.romehospital.org or by contacting the Business Office. Extended payment plans are available for those who don't qualify for financial assistance.	315-338-7261
Insurance Enrollment Assistance Patient Registration First Floor	The hospital's Certified Application Counselors can help you enroll in an insurance program that fits your budget and needs including Medicaid, Healthy NY, Child Health Plus or a NY State of Health qualified health plan.	315-356-7723 or 315-356-7724
When you need health education, screenings and support		
Blood Pressure Screening (free)	RMH Retail Pharmacy Fourth Tuesday of the month 10 a.m. – 1 p.m. Ava Dorfman Senior Center First Wednesday of the month 1-2 p.m.	315-338-7143
Diabetes Education (free)	Offered monthly for diabetics and their families. The nurse educator covers exercise, diet, and medication management.	315-338-7143
Parenting Programs (free)	Babycare Basics Class bimonthly Breastfeeding Seminar bimonthly Weigh to Go Station for breastfeeding mothers Childbirth Classes	315-338-7143 315-338-7125 315-336-5157
Smoking Cessation (free)	NYS Smokers' Quitline provides telephone coaching, text messages and/or online support to help you quit. Eligible smokers may also request a starter kit of free nicotine replacement medications.	Toll-Free 866-697-8487
Cancer Patient Support (free)	Mohawk Valley Radiation Medicine Cancer Patient Support Room provides access to information resources, wigs, scarves and the American Cancer Society's free "Look Good... Feel Better" program.	315-338-0897



Additional Community Resources

Adult Care Services

Active Day Seniors Program-Lutheran Home	315-235-7149
Alzheimer's Association	315-472-4201
Ava Dorfman Day Services	315-337-8230
Charles Sitrin Day Care	315-797-3114
Daughters For Hire	315-725-2955
Elder Care	315-579-2001
First Call for Help	315-624-9211
Home Helpers	315-371-4477
Presbyterian Home for CNY	315-797-7500
Resource Center for Independent Living	315-797-4642
Rome Center Day Health Care	315-337-0550
Seniors Helping Seniors	315-202-4058
Senior Network Health	315-624-4545
VA Clinic-Rome	315-334-7100
Welcome Hall/Rome Rescue Mission	315-337-2516

Adult Protective Services

Lewis County	315-376-5400
Madison County	315-366-2211
Oneida County	315-798-5000

Counseling Services

Catholic Charities	315-724-2158
Community Health & Behavioral Services	315-798-8868
Family Services of Mohawk Valley	Rome 315-336-3090 Utica 315-735-2236
Mental Health Connections	315-337-0773
Mobile Crisis Team [MCAT]	315-732-6228
Mohawk Valley Community Action	315-339-2649
Neighborhood Center [adult]-Rome	315-272-2748
Oneida County Mental Health	315-798-5903
Samaritan Counseling Center	315-724-5173



Additional Community Resources

Home-Delivered Meals

Ava Dorfman Senior Center-onsite meals	315-337-8230
Oneida County Office for Aging	315-798-5456
Madison County Office for Aging	315-697-5700

Home Infusion Therapy

Coram Specialty Infusion Services	315-425-8028
Advanced Care, Inc.	1-888-946-6348
Critical Care Systems-Syracuse	315-434-1980
Lincare	315-793-8945
CNY Infusion Services	315-424-7027
Mohawk Valley Continuing Care	315-624-4663
Upstate Home Care	315-437-1627

Hospice

Lewis County	315-458-4600
Madison County—Eastern Madison/Oneida County	315-735-6484
Madison County—Western Madison/Onondaga County	315-634-1100
Oneida County	315-735-6484
Herkimer County	315-894-8069

Insurance Information/Complaints

Adult Health Plus	1-877-934-5787
Child Health Plus	1-800-698-4543
Medicaid Office-Oneida County	Rome 315-356-1318 Utica 315-798-5459
NYS Department of Insurance-Medicare	1-800-633-4227

Legal Services

Legal Aid Society	315-732-2131
-------------------	--------------



Additional Community Resources

Maternal/Child Information

Child Abuse Hotline	1-800-342-3720
Child Abuse Hotline-Hearing Impaired	1-800-638-5163
Adult Protective	315-798-5000
NYS Domestic Violence Hotline	1-800-942-6906
Baby Care Basics Class**	315-338-7143
Breast Feeding Class**	315-338-7143
Catholic Charities	315-724-2158
Childbirth Classes**	315-336-5157
Griffiss Child Development Ctr. [M.V.Community Action]	315-334-1372
LeLeche League	315-337-5808
Mid-York Child Care Council	315-223-7580 or 1-888-814-5437
Poison Control Center	1-800-222-1222
W.I.C. - Rome Office	315-356-4755

Medical Equipment Vendors [durable]

Nunn's Home Medical Equipment	315-339-4084
American Home Patient	315-732-1119
Capital Oxygen Service	1-800-572-9755
Edgepark Medical Supplies	1-800-321-0591
Home & Hospital Medical Supply	315-724-6767
Lincare	Rome-315-334-0500 Utica-315-793-8341
Mohawk Hospital Equipment	315-797-0570
Mohawk Medical Supply	315-866-3700
Mohawk Valley Home Care	315-624-4660
Murphy Homecare - Syracuse	866-676-0015
St. Elizabeth Health Support Services	315-737-0310
Upstate Home Care	315-853-1280
Tri-County Home Care Services	315-336-3322

** Rome Memorial Hospital Affiliation



Additional Community Resources

Medicare Approved Certified Home Health Agencies

Oneida County Agencies	Services-See Key Below	Phone
Nascentia Health	NSG-HHA-PT-OT-SLP-MSW-NUT-RT Child Maternal Health for Oneida County	315-477-4663 888-477-HOME Nascentiahealth.org
Acacia Home Care	NSG-HHA-PT-OT-SLP-MSW-NUT	315-266-0614
VNA Home Care—Utica	NSG-HHA-PT-OT-SLP-MSW-NUT-RT	315-624-8900

Non-Oneida County Agencies	Services-See Key Below	Phone
At Home Care Herkimer Co.	NSG-HHA-PT-MSW-NUT-PC-SLP*	315-867-1176
Jefferson County Public Health	NSG-HHA-PT-MSW-PC-SLP*	315-786-3770
Lewis County Public Health	NSG-HHA-PT-OT-MSW	315-458-4600
HCR (Madison County)	NSG-HHA-PT-MSW-NUT	315-280-0681
Oswego County Public Health	NSG-HHA-PT-OT-MSW-PC-SLP	315-349-3540

Licensed Home Care

Acacia Home Care	HHA	315-266-0614
Caregivers-Rome	NSG-HHA-PC	315-337-6890
Caregivers-Utica	NSG-PC	315-797-7050
Helping Hands	PC-HK-HM	315-235-7196
Independence Care	HK-HM	315-337-0037
Superior Home Health Care	NSG-PC	315-866-7932
US Care Systems	PC	315-793-0090

Service Key

HHA —Home Health Aide	OT —Occupational Therapy
HK —Housekeeper	PC —Personal Care
HM —Homemaker	PT —Physical Therapy
MSW —Social Worker	RT —Respiratory Therapy
NSG —Nursing	SLP —Speech Language Services
NUT —Nutritional	

Additional Home Health information is available at: www.medicare.gov/homehealthcompare



Additional Community Resources

Office for the Aging/Office of Continuing Care

Lewis County	315-376-6313
Madison County	315-697-5700
Oneida County	315-798-5456
Oswego County	315-349-3484

Personal Response System

Philips Lifeline	1-800-543-3546
------------------	----------------

Reproductive Health Clinic

Mohawk Valley Perinatal Network	315-732-4657
Planned Parent Hood	315-337-8584 315-724-6146

Respiratory Vendors

Nunn's Home Medical Equipment	315-339-4084
Capital Oxygen Service	800-270-0444
Lincare	315-793-8341
Mohawk Medical Supply	315-866-3700
Mohawk Valley Home Care	315-624-4660
NYS Smoker's Quit Line	866-697-8487
St. Elizabeth Health Support Services	315-734-4409
Upstate Home Care Services	315-853-1280
Tri County Home Care Services	315-336-3322

Substance Abuse

Community Recovery Center**	315-334-4701
Insight House	315-724-5468
Addiction Crisis Center	315-735-1116
Alcoholics Anonymous-Rome	315-210-6644
Alcoholics Anonymous 24 hour Access Line	1-800-313-9626

** Rome Memorial Hospital Affiliation



Additional Community Resources

Support Groups & Other Resources

ACR Health	1-800-475-2430
Alzheimer's Association	1-800-272-3900
American Cancer Society	1-800-227-2345
American Lung Association	1-800-586-8252
American Red Cross	315-336-0030
Arthritis Foundation	1-800-870-1771
Central Association for the Blind	315-797-2233
Cystic Fibrosis Foundation	1-800-951-4422
Epilepsy Foundation	1-800-724-7930
Gamblers Anonymous	1-888-424-3577
Health Friends	315-724-0988
Lupus Foundation	866-258-7874
Multiple Sclerosis Association	1-800-532-7667 Ext.154
Parkinson's Support Group	1-800-327-4545
Short Circuit (Ostomy Support Group)	315-798-8345
Resource Center for Independent Living	315-797-4642
Traumatic Brain Injury Support Group	1-877-810-2100
United Cerebral Palsy	315-533-1150
YWCA Domestic and Sexual Violence Services	315-797-7740

Transportation

AmCare Ambulance	315-339-5600
Birnie Bus Service [Wheelchair Van]	315-336-3950
Call-A-Bus	Rome 315-336-5310 Utica 315-797-7830
Capital District Medical Transportation	315-732-1400
CNY Wheelchair	315-798-8787
Resource Center for Independent Living	315-797-4642
RSVP (Retired Seniors Volunteers Program)	315-223-3973
Volunteer Center for the Mohawk Valley	315-735-4463



Additional Community Resources

Short-Term Rehabilitation/Long-Term Care

Rome Memorial Hospital Residential Health Care Facility**	1500 N. James Street Rome, NY 13440	315-338-7305 Fax: 315-338-7281
Betsy Ross Nursing Home	1 Elsie Street Rome, NY 13440	315-339-2220 Fax: 315-709-0017
Bethany Gardens	800 W. Chestnut Street Rome, NY 13440	315-339-3210 Fax: 315-339-1293
Colonial Park Rehab & Nursing Center	950 Floyd Ave Rome, NY 13440	315-336-5400 Fax: 315-336-3314
Eastern Star	1400 Utica Street Oriskany, NY 13424	315-736-9311 Fax: 315-736-3047
Focus Rehab & Nursing	1445 Kemble Street Utica, NY 13502	315-732-0100 Fax: 315-266-1310
Folts Home	104 N. Washington Street Herkimer, NY 13350	315-866-6964 Fax: 315-866-6378
Heritage Home	1657 Sunset Ave Utica, NY 13501	315-797-7392 Fax: 735-5331
Lutheran Home	108 Utica Road Clinton, NY 13323	315-235-7131 Fax: 315-235-7390
Masonic Home	2150 Bleeker Street Utica, NY 13501	315-798-4850 Fax: 315-798-4933
Mohawk Valley Nursing Home	295 W. Main Street Illion, NY 13357	315-895-4050 Fax: 315-574-0059
Oneida Healthcare Extended Care	323 Genesee Street Oneida, NY 13421	315-361-2018 Fax: 315-361-2339
Presbyterian Home & Rehab	4290 Middle Settlement Road New Hartford, NY 13413	315-797-7500 Fax: 315-797-3275

** Rome Memorial Hospital Affiliation



Additional Community Resources

Short-Term Rehabilitation/Long-Term Care

St. Luke's Home	1 Champlin Ave New Hartford, NY 13413	315-624-8607 Fax: 315-624-8733
Sitrin Home	2050 Tilden Ave New Hartford, NY 13413	315-797-3114 Fax: 315-624-0475
Sunset Nursing & Rehab Center	232 Academy Street Boonville, NY 13309	315-942-4301 Fax: 315-942-5994
The Grand	801 N. James Street Rome, NY 13440	315-533-1600 Fax: 315-337-7359
The Pines at Utica	1800 Butterfield Ave Utica, NY 13501	315-797-3570 Fax: 315-368-0366
Utica Rehabilitation & Nursing Center	2535 Genesee Street Utica, NY 13501	315-797-1230 Fax: 315-624-0966
Valley Health Services	690 W. German Street Herkimer, NY 13350	315-866-3330 Fax: 315-866-6546

Assisted & Senior Living Facilities

Barton Place	401 Floyd Ave. Rome, NY 13440	315-533-6902 Fax: 315-533-6903
Brookdale Clinton Senior Living, Alzheimer & Dementia Care	115 Brookside Road Clinton, NY 13323	315-859-1947 Fax: 315-859-1949
Presbyterian Home & Services	4290 Middle Settlement Road New Hartford, NY 13413	315-797-7500
Sitrin Health Care Center	2050 Tilden Ave. New Hartford, NY 13413	315-797-3114
The Terrace at Woodland	8299 Turin Road Rome, NY 13440	315-336-0307 Fax: 315-336-0338
Valhaven Assisted Living	128 Main Street Camden, NY 13316	315-245-1520 Fax: 315-245-4764
Willow Park Assisted Living	1550 Herkimer Road Utica, New York 13502	315-732-2257 Fax: 315-733-8944

Additional Nursing Home information is available at: www.medicare.gov/nursinghomecompare



2-1-1 is now available in the Mohawk Valley 24 hours a Day
For Additional Information about Health & Human Service Agencies
in Madison, Oneida & Herkimer County
Just Dial 2-1-1

ROME
MEMORIAL HOSPITAL
An Affiliate of St. Joseph's Health



MVHS is a system that provides healthcare services for the residents of the Mohawk Valley. We are known for our clinical quality and collaboration. We are the organization people choose when caring for their loved one.

We are the community's trusted healthcare system of choice, sharing our energies and efforts to inspire those around us. The kind and appreciative words of our patients, residents, coworkers, medical staff and volunteers guide us.

Our Mission

To provide excellence in healthcare for our communities.

Our Vision

To be the trusted healthcare system of choice through clinical quality, excellence in service and education, compassionate care, promotion of wellness and operational efficiency.

Our Values

Learn about our I-CARE Values

- Integrity
- Compassion
- Accountability
- Respect
- Excellence

MVHS is fully committed to provide resources to support patient services, with specific focus on chronic disease management, as well as support groups that are aimed to provide patients and family members with resources when managing debilitating illnesses, as well as services aimed to support patients through lifestyle changes, and prevention.

- Diabetes Program: <https://mvhealthsystem.org/diabetes>
- Nutrition Counseling: <https://mvhealthsystem.org/education-community-programs/eat-right-live-right-nutritional-counseling-program>
- Pediatric nutrition resources: <https://mvhealthsystem.org/education-community-programs/kids-korner-nutrition-information-for-children>
- Dietician resources: <https://mvhealthsystem.org/ask-the-dietitian>
- MVHS Cancer Center Support Services: <https://mvhealthsystem.org/cancer-support>
- Maternity Classes and Support: <https://mvhealthsystem.org/maternity-services/classes-support>
- Laryngectomy Support Group: <https://mvhealthsystem.org/events/laryngectomy-support-group>
- Stroke Support Group: <https://mvhealthsystem.org/events/stroke-support-group>
- Bariatric Surgery Support Group: <https://mvhealthsystem.org/events/bariatric-surgery-support-group>

Appendix I
Community Health Improvement Plan (CHIP)/Community Service Plan (CSP) (2019-2021)
Oneida County

Oneida County Health Department (OCHD), Rome Memorial Hospital (RMH) and Mohawk Valley Health System (MVHS) collaborated with key community stakeholders throughout 2019, to identify the priority areas and develop a three-year Community Health Improvement Plan (CHIP). This involved data analysis, data collection, and community engagement.

The identification of priorities and focus areas was guided by a partnership of community agencies, organizations and groups. Strategic community partners were solicited to participate in a community Stakeholder Conference (Appendix A) to inform the assessment process as well as to obtain input on perceptions of health issues within the community, considering social determinants of health and providing insight on specific aspects of health priorities as it relates to the NYSDOH Prevention Agenda. The committee also solicited input from the community through the use of an on-line survey, reaching 898 residents. This combination of research findings was used as references for the development of the 2019-2021 priorities. The County also conducted focus groups in three different areas of the County, two urban and one rural. The focus group findings support the priorities selected.

The initial findings of the Community Health Assessment and priorities were distributed to the public via a press release, announcing the availability of the Draft Executive Summary Overview on health department and hospital websites. Feedback from the public was solicited at the time. Media interviews and print were avenues for further communicating the priority areas to the public. The health department solicited further community input by conducting three focus groups (2 urban, 1 rural).

The health department and hospitals are committed to dedicating resources of staff and systems to carry out the activities in the plans. Specific resources to specifically address the priority areas are identified in the attached Plan.

Consistent with the New York State Value Based Payment Roadmap, the hospitals and their affiliated primary care practices commit to leveraging information technology systems to identify and close care gaps to improve the overall health of the community. Specifically addressing screening rates and the opioid crisis will have a positive impact on utilization measures, including potentially preventable visits, potentially preventable admissions, and potentially preventable readmissions.

Priority Areas:

Priority 1: Prevent Chronic Diseases

Focus Area 4: Preventive care and management

Disparity: socioeconomic, rural

Goal 4.1 Increase cancer screening rates

Objective: By December 31, 2021, increase the percentage of women (Fidelis MCO) who receive a breast cancer screening based on most recent guidelines to at least the minimum 50th percentile threshold, established by Fidelis, the largest MCO in the county.

Objective: By December 31, 2021 increase by nine (9), the number of community education interventions that raise awareness and knowledge of cancer screening importance (including rural and disparate populations) (baseline not available).

Objective: By December 31, 2021 work with a minimum of 7 organizations/communities (including rural and disparate populations) to reduce structural barriers to cancer screenings.

Goal 4.3 Promote evidence-based care to prevent and manage chronic diseases including asthma, arthritis, cardiovascular disease, diabetes and prediabetes and obesity

Objective: By December 31, 2021, increase the percentage of adult diabetics (Fidelis MCO) who receive an annual HbA1c test to at least the minimum 50th percentile threshold, established by Fidelis, the largest MCO in the county.

Objective: By December 31, 2021 increase by eight (8) the number of health promotion activities (1 per quarter) to increase knowledge and awareness of chronic disease prevention. (baseline not available)

Priority 2: Promote Well-Being and Prevent Mental and Substance Use Disorders

Focus Area 2: Prevent Mental and Substance Use Disorders

Goal 2.2: Prevent opioid and other substance misuse and deaths

Objective: By December 31, 2021, reduce the overdose deaths involving any opioids by 10%. Baseline: 44 (2018, Source: Medical Examiner)

Objective: By December 31, 2021, reduce the opioid analgesics prescription for pain (Emergency Department) 5 % annually from 2018 baseline.

Goal: Prevent opioid use and misuse among non-users

Objective: By December 2021, participate in the strategic planning activities of the Oneida County Opioid Task Force Prevention Workgroup.

Objective: Expand access to mental health providers in the community.

Interventions, resources, and evaluation methods are outlined in the CHIP template.

Engagement of local partners:

Community organizations are working on the plan in the form of direct support, with responsibility for implementing specific strategies outlined in the plan, as well as indirect support through their agency work. Organizations have committed their ongoing support and reporting of activities. To track progress on the Plans, the health department and hospitals will continue to communicate with partners through our community coalitions, meetings, and data reporting mechanisms.

The final CHIP will be posted on the website of the local health department and hospitals, including notification of such to healthcare providers and community agencies. We recognize this is an ongoing work plan and the health department and hospitals will meet regularly to track progress and make any program adjustments necessary.

Planning Report Liaison Krista Drake
E-mail: kdrake@ocgov.net

Priority	Focus Area	Goal	Objectives	Disparities	Interventions	Family of Measures	Projected (or completed) Year 1 Intervention	Projected Year 2	Projected Year 3 Interventions	Implementation Partner <i>(Please select one partner from the dropdown list per row)</i>	Partner Role(s) and Resources
Promote Well-Being and Prevent Mental and Substance Use Disorders	Focus Area 2: Prevent Mental and Substance User Disorders	Goal 2.2 Prevent opioid and other substance misuse and deaths	By December 31, 2021, reduce the overdose deaths involving any opioids by 10%. Baseline: 44 (2018, Source: Medical Examiner)	n/a	Increase availability of/access and linkages to medication-assisted treatment (MAT) Buprenorphine in the Emergency Department.	1) number of Emergency Departments involved in planning process. 2) number of CBOs participating in referral network. 3) Percent initiation of Buprenorphine upon new patients	(2019) Conduct planning activities between LHD (Local Health Department), County Mental Health hospital Emergency Departments (ED) Establish relationship with NYSDOH Technical Assistance Physician Consultant; connect consultant with Hospitals.	(2020) Conduct ED staff training. Conduct planning activities with community-based substance use treatment programs to establish referral network. Evaluate online platforms available to hospital ED.	(2021) Implement Buprenorphine prescribing program in the Emergency Departments of both hospitals.	Hospital	County Health/Mental Health and Hospitals (coordination) (Health: Program Analyst, Public Health Educator (PHE)), (Mental Health: Director of Alcohol/Substance Abuse & Dual Recovery, Program Analyst), Hospital ED Physicians. Hospital ED and program staff (implementation), Community-based organizations, community treatment providers (OMH Contracted Providers) (implementation), HealthConnections, NYSDOH staff, physician consultants (training)
					Increase availability of/access and linkages to medication-assisted treatment (MAT) in the community.	1) number of trainings held, 2) number of providers receiving waiver training	(2019) Hold two provider waiver trainings	(2020) conduct planning activities to recruit providers to attend waiver trainings (second quarter 2020). Host one (1) provider waiver training in the community	(2021) evaluate need for additional trainings	Providers	County Health and Mental Health Program Analysts (Coordination and implementation), Community Based Organizations/NYSDOH/Hospital Physician Administration/Community Recovery Center Rome, Rescue Mission, CFLR, Insight House (Implementation), MVHS (Participation)
					Increase availability of/access to overdose reversal (Naloxone) trainings to consumers	1) number trainings conducted, 2) number trained, 3) evaluation of participants change in knowledge of narcotic and narcotic administration	Established relationship with training providers. Conducted planning activities with local narcotic education providers. Provided 27 trainings (19 employee, 8 community) with a total of 583 attendees. Conducted evaluations.	Continue to provide trainings; expand audience to: consumers, rural areas		Community-based organizations	County Mental Health Program Analyst (coordination and implementation), County Health PHE, community-based organizations, hospitals, drug user health hub (implementation)
					Increase awareness and usage of permanent safe disposal sites for prescription drugs and organized take-back days	amount collected from disposal sites, number and location of small media distribution	Establish updated listing of drop box locations, including hospitals, share with partners.	Perform outreach to increase awareness of the locations and importance of the drop boxes. Incorporate the reason for use of the drop boxes into educational messaging.		Community-based organizations	Center for Family Life & Recovery (coordination, implementation), Local Health Department and County Mental, Hospitals Health (outreach, support messaging)
					Improve real time surveillance data for opioid overdoses and deaths.	1) number of spikes/trends identified, 2) number of sources identified by workgroup	(2019) implement ODMAP	convene workgroup to collect and analyze real time overdose data sources (January - March 2020), continue to meet monthly (April - December 2020)	continue meetings of the data workgroup	Law Enforcement	County Health Program Analyst and Mohawk Valley Crime Analysis Center (coordination and implementation), County Health PHE, County Mental Health Program Analyst (implementation), MVHS/RMH (participation)
			2.2.3 By December 31, 2021, reduce the opioid analgesics prescription for pain (Emergency Department) 5 % annually from 2018 baseline.	n/a	Establish alternatives to opioid prescribing in the Emergency Department.	number of prescriptions	(2019) Participate in the IHA Opioid Alternative Project to establish alternatives to prescribing opioids in hospital Emergency Departments. Indication/alternatives developed and implemented. Training conducted. MVHS Orthopedic physician practice working to reduced need for post surgery pain prescriptions through implementation of innovative techniques.	(2020) Continue monitoring and reporting ED prescribing trends. Provide ongoing training to new ED providers.	(2021) Conduct planning activities to identify additional strategies for reducing opioid prescriptions by community providers.	Providers	Iroquois Healthcare Alliance (coordination); hospital ED providers/staff (training and implementation)
		Prevent opioid use and misuse among non-users	By December 2021, participate in the strategic planning activities of the Oneida County Opioid Task Force Prevention Workgroup.		Conduct prevention planning and implementation activities under the direction of the Oneida County Opioid Task Force Prevention Workgroup.	number of planning meetings, number events held	(2019) Establish Oneida County Opioid Task Force Prevention Workgroup, establish community event Chasing the Dragon planning sub-committee, establish community event objectives through meetings with US Attorney's office; identify locations, identify panel speakers.	(2020) Continue planning meetings with Prevention Team/workgroup and event sub-committee, participate in the development of team objectives. Identify panel speakers for education event, hold at least one (1) educational "Chasing the Dragon" event in identified community. Support a high risk community (1) in their work in developing grass roots opioid community coalition (CFLR), form plan of outcomes.	(2021) continue work related to prevention team objectives/initiatives identified in 2020	K-12 School	County Mental Health Director of Alcohol/Substance Abuse & Dual Recovery (coordination, implementation), US Attorney's Office, County Mental Health Program Analyst, County Health PHE, BOCES, Community Based Organizations including CFLR (coordination and implementation), School District
			Expand access to mental health providers in the community.		Establish an Article 31 outpatient mental health clinic.	Approval for new site obtained. Number of providers added.	(2019) RMH conducted planning activities to prepare application to establish a new clinic.	(2020) Submit application and open new mental health clinic.	(2021) Strengthen linkages with community based organizations to promote screening and intervention.	Hospital	Rome Memorial Hospital (implementation)