

TIP

Transportation Improvement Program

2017-2021

(Effective FFY October 1, 2016 through September 30, 2021)

(Revised March 24, 2017 by Resolution)

HERKIMER-ONEIDA COUNTIES TRANSPORTATION STUDY
321 MAIN STREET, UTICA, NY 13501
WWW.HOCTS.ORG




Table of Contents

Overview of the Herkimer-Oneida Counties Transportation Study	1
Transportation Improvement Program (TIP).....	2
Programming Instruction	
TIP Development	
Project Selection Process	
Changes to the Transportation Improvement Program	
Air Quality Impacts of the TIP	
Community Participation	
Project Funding Categories.....	8
Funding	11
Funding Balance and Fiscal Constraint	

Appendices:

- A – TIP Projects
- B – HOCTS Self-Certification
- C – Resolutions
- D – TIP Modification Forms

OVERVIEW OF THE HERKIMER-ONEIDA COUNTIES TRANSPORTATION STUDY

The Herkimer-Oneida Counties Governmental Policy and Liaison Committee (GP&L) is the committee that governs the Metropolitan Planning Organization (MPO) for Herkimer and Oneida Counties and directs the regional transportation planning process as it relates to the use of federal transportation funds. The MPO has final approval and authority on all major transportation decisions, policies, and programs developed through the Herkimer-Oneida Counties Transportation Study (HOCTS) planning process. The GP&L is composed primarily of locally elected and appointed officials that represent the interests of the citizens of Herkimer and Oneida Counties, officials from the State of New York, transit providers, social service agencies and other stakeholders. HOCTS serves as staff to the GP&L to carry out the transportation planning process and works cooperatively with local, state, and federal agencies to conduct transportation planning activities in Herkimer and Oneida Counties.

MPOs were created, in compliance with the Federal Highway Act of 1962, to establish regional transportation goals and objectives for Urbanized Areas with a population of greater than 50,000. HOCTS was created in 1963 by corresponding resolutions of Herkimer County and Oneida County to conduct this activity for the HOCTS Metropolitan Planning Area (MPA), which encompasses the Utica Urbanized Area, Rome, Sylvan Beach, Little Falls, Oneida (portion) and Ilion-Herkimer Urban Clusters, and the surrounding area within Herkimer and Oneida Counties. HOCTS shares responsibility with the NYS Department of Transportation (NYSDOT) to develop cooperative transportation plans and programs for the two-county area and provides a public forum for the identification of transportation needs. Currently, funding is provided for the MPO by both the Federal Highway Administration (FHWA) and the Federal Transit Administration (FTA) via federal transportation legislation.

HOCTS consists of one policy committee (GP&L), a transportation planning committee (TPC) and transit coordination committee (TCC). The GP&L is responsible for reviewing and approving all planning undertaken by the MPO and its staff. This committee's membership includes the Oneida County Executive, and Chairmen of the Board for Herkimer County, who share chairman responsibilities on a 2 year alternating basis. The remainder of the board is made up of elected legislators from each county, mayors from each county and town supervisors from both counties, in a roughly 2/3 ratio that relates to Oneida County having the urbanized area within its boundaries. In addition seats held by NYS Department of Transportation Commissioner (represented by the Region 2 Director), the Syracuse Division Director of the New York State Thruway Authority, the chairman of the NYS Thruway Authority, the chairman of the Central New York Regional Transportation Authority, and the program director for the Herkimer-Oneida Counties Comprehensive Planning Program serves as the secretary. The Federal Highway Administration, the Federal Transit Administration and the rural transit provider are invited guests at all policy committee meetings.

The principal decision making committees of HOCTS is the Governmental Policy and Liaison Committee (GP&L). The GP&L has final approval and authority on all major transportation decisions, policies, and programs developed through the HOCTS organization. The GP&L is composed primarily of elected and appointed government officials of Oneida and Herkimer Counties. The TPC consists of administrative heads of public and private agencies having direct or indirect responsibilities for transportation services and/or planning. TPC membership is outlined in the Bylaws of the GP&L Committee. The TPC is responsible for identifying the transportation problems, needs and goals of the region, analyzing and identifying regional transportation priorities, and making recommendations to the GP&L Committee concerning transportation related matters.

The Planning Committee membership assumes an active role in dealing with local transportation issues and addressing current potential problems with the state and local highway network and the operation of the area's transit service. Through the intergovernmental forum of HOCTS and its TPC, local and

regional transportation issues are discussed and transportation policies and programs are developed and ultimately recommendations are made to the GP&L for policy and program actions. The results of these planning activities are documented in the HOCTS Long Range Plan and in this Transportation Improvement Program.

TRANSPORTATION IMPROVEMENT PROGRAM (TIP)

The TIP is a five-year capital improvement program that allocates federal highway and transit funds to surface transportation projects that have been selected through the MPO process within Herkimer-Oneida Counties. The entirety of Herkimer and Oneida Counties creates the Metropolitan Planning Area (MPA). The MPA has no effect on the amount of funding available. All federal-aid projects within the MPA which are programmed with federal transportation funds are programmed in the TIP. Projects that must be on the TIP include highway, bridge, transit (capital and operating), bikeway, pedestrian improvements, and enhancement projects within the urbanized area that involve the expenditure of Federal Highway Administration (FHWA) and/or Federal Transit Administration (FTA) funds. Rural area projects and other transportation projects not funded through the FHWA or FTA are also included in this TIP for informational purposes. The major functions of the TIP are to:

1. Identify the transportation improvements recommended for advancement during the program period.
2. Indicate the area's transportation priorities.
3. Group transportation improvements of similar urgency and anticipated staging into appropriate staging periods.
4. Include realistic estimates of total costs and revenues for the program period.
5. Provide local officials with the opportunity to review and comment on the projects contained herein and their scope and staging.

Inclusion of a project in the TIP document allows specific project development, design and construction activities to proceed using federal funds according to the defined schedule. The Long Range Transportation Plan (LRTP) is a planning tool that integrates short-term operational concerns with longer-term system capacity and maintenance issues for the region, used to construct the TIP. Selected projects from this document are scheduled for inclusion in the TIP. Other projects are selected based on need as determined by structural integrity, operational deficiency, safety, and funding availability. The TIP provides information regarding federal funding assistance and project costs for the 2017-2021 time period. HOCTS typically reviews the TIP every year and updates it as needed to maintain a current list of projects and to reflect its LRTP for the area.

Projects that appear in the first four years of the program are incorporated into the Statewide Transportation Improvement Program (STIP) and generally have first priority for funding. Projects that appear in later years may be advanced if changes in the first four years of the programming of listed projects so that resources are reasonably available to implement the program.

PROGRAMMING INSTRUCTION

The New York State Department of Transportation (NYSDOT), as the direct recipient for federal transportation funds, has considerable latitude in the distribution of funds and formulation of programming strategies. Noting that transportation funding needs far outweigh funding resources, NYSDOT issued capital programming instructions for TIPs and the STIP to all NYS MPOs in September 2015 and February 2016. NYSDOT recognizes that USDOT is currently developing final rules to implement MAP-21/ FAST Act performance requirements. The 2016 TIP/STIP Update will continue the State's "forward four" guiding principles:

1. Preservation first - preserve the functionality of the existing transportation system through prioritization of preventative maintenance and corrective repairs
2. System not projects - consideration of how a particular infrastructure asset relates to the larger transportation system as a whole
3. Maximize return on investments - identification of timely, cost effective treatments that are designed to maximize the useful life of the particular asset
4. Make it sustainable - cost-effective investments that promote economic competitiveness, social equity, and environmental stewardship

This programming strategy constitutes a fundamental shift from HOCTS TIPs prior to 2013. Previous capital program rosters typically contained larger and more costly system renewal and replacement projects that were generally beyond the scope of what a sponsoring municipality could reasonably achieve without outside technical or capital assistance. While a small number of capital renewal projects are retained within this program, the programming focus has shifted to preservation projects that are designed to prevent infrastructure that is presently in fair to good condition from deteriorating into poor condition and thus becoming much more costly to repair or replace. The expectation of this strategy is that it will allow municipalities to maintain a greater percentage of transportation infrastructures in fair to good condition at a lower cost. Anticipated consequences of such a strategy are a near-term decline in overall infrastructure conditions as work is advanced to stabilize the system as well as the continued deterioration of that infrastructure that is already in poor condition.

TIP DEVELOPMENT

Included within this TIP is the first year which is a detailed list of highway and transit projects proposed for implementation during the first program year. This document covers five years for both highway projects and transit projects. Schedules shown on TIP tables are based on availability of funds and future State and Federal budgets and appropriations. The TIP for the Herkimer-Oneida Counties Region is prepared by the Herkimer-Oneida Counties Transportation Study (HOCTS) Central Staff with assistance from the New York State Department of Transportation (Region 2 Staff- Utica and Main Office staff - Albany). HOCTS also provides a forum for the identification of transportation needs by area residents and organizations.

In the fall of 2015, HOCTS began the process of updating the TIP to cover the federal fiscal years (FFY) 2016-17 to 2020-21. For this TIP update, there is new federal transportation funding legislation, Fixing America's Surface Transportation Act, (FAST Act). Its impact on TIP development is minor, in that funding levels rise very slightly (perhaps about the level of inflation or slightly higher), and fund source eligibility is only slightly different.

During the 2017-21 TIP development, HOCTS has followed the general process outlined below:

1. Review STIP/TIP directions provided by NYSDOT
2. Determine that sufficient funds will exist to solicit for candidate projects and subsequently program new projects in the TIP,
3. Solicit potential project proposal worksheets from all MPO member agencies and partners,
4. Evaluate potential candidate projects,
5. Coordinate and review transit projects,
6. Develop a project listing from proposed projects,
7. Review project list developed by Region 2 offices,
8. Review project listing with Planning Committee membership,
9. Release draft TIP document for public review,
10. Review all comments received on the draft TIP with the Planning Committee,

11. Prepare Planning Committee recommendation to the Policy Committee,
12. Present the Policy Committee with the draft TIP for final review,
13. Receive approval from the Policy Committee and submits document to NYSDOT for inclusion in the STIP.

During the public review period, before final adoption of the 2017-21 TIP, HOCTS, in conjunction with NYSDOT, will take steps to balance the five-year TIP, according to the fiscal constraint standards of New York State, FTA and FHWA.

PROJECT SELECTION PROCESS

To develop this 2017-2021 TIP, the project selection process was utilized. As applied by FHWA/FTA, this process refers to the mechanism used to manage project implementation from an approved and fiscally constrained TIP, and/or State Transportation Improvement Program (STIP), for advancement to the FHWA or FTA for authorization.

Prior to the programming of any new projects for this 2017-2021 update, projects with existing commitments from the 2014-2018 TIP were reviewed and updated. Some projects required rescheduling and others needed cost revisions. The highest priority goes to the first year's projects and lesser priority to projects in succeeding years. Most location-specific projects included in this update are projects that have been advanced from the prior TIP. The TIP may contain project actions that anticipate discretionary funding. These actions are identified as such in the TIP.

MPO TIPS and the STIP shall be financially constrained by year using estimates of current and/or reasonably available revenues. Fiscal constraint for FHWA is defined as establishing a TIP/STIP such that the amount of total FHWA fiscally constrained funding programmed in each year of the TIP/STIP does not exceed the total planning targets for each of the TIP/STIP years. Since each year is required to be fiscally constrained, it is essential to identify a mechanism to advance approved projects from subsequent years of the TIP/STIP to ensure that the Federal funds available to New York in a given FFY are fully utilized and not returned to FHWA/FTA for redistribution.

For highway funded projects, NYSDOT will report to the GP&L on a quarterly basis if the project selection procedures are implemented. Similarly, for transit funded projects, the Transit Operator will report to the GP&L on a quarterly basis if the operator intends to utilize the project selection procedures in submitting a grant application to FTA. Several factors have resulted in reduced programming capacity for capital projects in comparison to previous TIPs. Revised federal program eligibility has significantly reduced the amount of available capital that is available for bridge repair and replacements, particularly for structures that carry or cross roadways that are not eligible for federal aid by virtue of their respective Functional Classification. In addition, the State of New York has set aside 30% of certain federal transportation funding sources for competitive statewide solicitations, emergencies, and NYSDOT Commissioner initiatives.

A formal solicitation for new TIP projects from area municipalities and other eligible project sponsors was conducted for the 2017-21 TIP update to understand the current need in member municipalities. While adjusting the program to reflect changes in costs and schedules, a concerted effort was made to maintain funding allocations within this TIP in accordance with fiscal constraints. Project needs that exceed present resources have been identified as "illustrative" projects. These projects were proposed for the current or previous TIP periods or have emerged from HOCTS planning initiatives and have been considered by HOCTS and acknowledged as being valuable investments in the transportation system. However, financial constraints, regulatory limitations, and programming strategy require that those projects be delayed until adequate funding or programming capacity becomes available. Should additional

resources materialize, these projects could be considered as candidates for programming, provided that fiscal constraint is preserved within the overall program. No Federal action will be taken until an illustrative project is formally placed on the current TIP.

TIP MODIFICATION PROCESS

This TIP is a staged, multi-year program of transportation improvement projects developed through a cooperative planning process by HOCTS and federal, state, regional and local participants. Projects are reviewed and evaluated by the Transportation Planning Committee (TPC) and recommended for adoption by the Policy Committee. The adopted TIP must be fiscally constrained to the federal transportation funds that are projected to be available in each year of the program.

The TIP may be revised at any time under procedures agreed to by the State, MPO, public transit operators consistent with the TIP development procedures established in 23 CFR Part 450, as well as, procedures for the MPO participation plan 23 CFR Part 450.316(a) and FHWA/FTA action on the TIP. Public participation procedures are referenced in the HOCTS Public Participation Plan 2016 Update.

Amendments and Administrative Modifications are outlined below and in the attached table.

Amendments

A major change in project cost, project/project phase initiation dates, or a major change in design concept or design scope. An amendment requires public review and comment, demonstration of fiscal constraint, and formal approval.

Amendments can include any changes to the TIP Table of Projects, (including scope, year of work, cost or addition of new projects), and any changes that affect fiscal constraint.

Amendments may be completed in following manner:

1. Identification of the need for an amendment by responsible agency for the project.
2. Notification of need and reason for an amendment to HOCTS in writing/electronically; HOCTS assigns a tracking number and logs it into the TIP Amendment database.
3. HOCTS will develop the proposed written amendment, tables indicating changes, and map (if applicable).
4. HOCTS will transmit copies of the TIP Amendments to all voting members of the TPC and GP&L.
5. All TIP amendments will be reviewed by the TPC and action (favorable or unfavorable or request for more information) will be recommended to the GP&L for review at their next immediate meeting.
6. The GP&L will review and take formal action on all TIP Amendments.
7. HOCTS will transmit approved TIP amendments to all required parties and verify that the amendment is completed in eSTIP by their office or NYSDOT Region 2.

Administrative Modifications

A minor change in project/project phase costs, funding sources, and minor changes to project/project initiation phase dates. An administrative modification does not require public review and comment, demonstration of fiscal constraint or formal policy committee approval.

Administrative Modifications are allowed for specific instances where the scope of change creates little or no impact to the overall project listing or is in the nature of maintenance efforts to maintain an accurate TIP/STIP.

Administrative Modifications may be completed in following manner:

1. Identification of the need for an administrative modification by responsibility agency for the project.
2. Notification of need and reason for an administrative modification to HOCTS; HOCTS assigns a tracking number and logs it into a database.
3. Written confirmation of the administrative modification and justification for it, by letter to the Regional Director, signed by both the Region 2 RPPM and the HOCTS Program Manager/Director.
4. HOCTS will transmit copies of the administrative modification to all required parties and verify that the change is completed in eSTIP by their office or by NYSDOT Region 2.
5. All administrative modifications will be provided to the TPC and GP&L committees at the next immediately preceding meeting.

TIP Modification Forms – For Full Color Forms, See Appendix D

HOCTS TIP Modification Process	Stringency of Requirements						
	Low	Type of Action				High	
	Written Justification From Sponsoring Agency	Administrative Modification	E- Vote	TIP Amendment/ Resolution	HOCTS or NYSDOT	TPC	GP&L
1) Addition or Deletion							
1a) The Addition or Deletion of Any Phases for an Existing Project Without a Change to the Total Project Cost.		X			X		
1b) If Adding or Deleting Any Phases for an Existing Project and the Total Project Cost Changes, then go to 2.							
1c) Addition of Any Whole Project.				X		X	X
1d) Deletion of Any Whole Project.				X		X	X
2) Cost							
2a) Cost Change that Increases the Total Project Cost by 10% or More.				X		X	X
2b) If Change Increases the Cost by Less than 10% Use Options 2c, 2d, or 2e. If Changing SDF (or other non-Federal funds) Within a Project or Phase, then go to 2f.							
2c) Cost Change <\$0.349999m		X			X		
2d) Cost Change >\$0.350m and <\$0.749999m			X			X	
2e) Cost Change >\$0.749999m				X		X	X
2f) Change of SDF (or other non-Federal funds) within Any Phase or Whole Project.	X				X		
3) Scope Change							
3a) A Scope Change for a Project Resulting in a Significant Change to the Project Limits, or Scope of Work.				X		X	X
4) Fund Source Change (for existing project phases only)							
4a) Fund Source Change for Any Phase.		X			X		
4b) If Changing the Fund Source to SDF (or other non-Federal funds) then, go to 4c.							
4c) Change of a Fund Source for Any Phase to SDF (or other non-Federal funds).	X				X		
5) Schedule Change							
5a) Change in Funding Year for the Phases of Scoping, Preliminary Design, Detail Design, ROW Incidentals, ROW Acquisition, Other or MISC.	X				X		
5b) Change in Funding Year for the Phases of Construction or Construction Inspection.		X			X		
Clarifying Rules and Information							
If changes to a project allow it to fall under two or more different guidelines/categories above, always utilize the more stringent requirements.							
Once the TIP is adopted any changes must occur through the guidelines outlined above.							
The Project Selection Process guidelines only apply before the TIP is adopted and cannot be used to make changes to the adopted TIP.							
Phases are defined by the STIP and include:							
Scoping, Preliminary Design, ROW Incidentals, ROW Acquisition, Construction, Construction Inspection, Other and Miscellaneous							

AIR QUALITY IMPACTS OF THE TIP

The HOCTS Planning and Programming Area include the entirety of Herkimer and Oneida Counties. Both of these counties are designated as attainment areas for air quality standards by the US Environmental Protection Agency. In July of 2012, the United States Environmental Protection Agency revoked the Transportation Conformity requirements for 1997 8-Hour Ozone National Ambient Air Quality Standards (NAAQS). For those reasons, an Air Quality Conformity Determination is not required for this 2017-21 Transportation Improvement Program.

COMMUNITY PARTICIPATION

Public involvement and consensus are important and ongoing elements of the HOCTS planning process. The HOCTS planning process strives to be all-inclusive of area community transportation interests. Beyond the representation included in its Planning Committee and Policy Committees, HOCTS seeks additional public input through a variety of media that include attendance at area community events, regular contact with area print and radio media, wide distribution of documents and plans as they are developed, opinion surveys and work with focus groups throughout the planning area.

Extensive public outreach was conducted as part of the ongoing Long Range Plan update process. Feedback received during that process affirms that the project priorities programmed in this document as being current and relevant. It is HOCTS' goal to ensure that the transportation planning process is open, transparent and accessible to the community and attentive to the community's needs and concerns. It is an ongoing, interactive, and evolving process to include the public in transportation planning. The HOCTS Public Participation Plan was updated in 2016 and fully outlines HOCTS inclusion of the public within its planning efforts. The following text was excerpted from that document regarding the public participation for the TIP:

The TIP follows two separate processes for public participation opportunities, dependent on if the action is the creation of a new TIP or amendment to the existing TIP; both situations are outlined below:

- *Public-involvement participants are notified at a minimum of thirty (30) days prior to the TPC meeting for their input on the TIP.*
- *With appropriate prior notification, the TPC meets to identify projects for possible inclusion in the TIP.*
- *Subsequent to the project identification meeting, a draft TIP is prepared. The public and media are notified; copies of the draft TIP are made available with a two week review period provided.*
- *Comments received on the draft TIP are addressed by the TPC. If there are substantial changes to the draft TIP, a new review period is initiated.*
- *The TIP is approved by the TPC and submitted to the GP&L for final action.*
- *When amendments to the TIP are required, the public is notified via a legal notice, and relevant documents are made available. There is a two week review period preceding formal action by the GP&L for TIP Amendments.*

PROJECT FUNDING CATEGORIES

The following abbreviations have been used to describe various project funding sources. All projects funded with Federal Highway Administration and Federal Transit Administration funds are required to be listed in an approved TIP and STIP. Certain non-federally funded transportation - related projects may also be listed within the TIP for informational purposes. Not all federal funding categories and

abbreviations authorized under the FAST Act. The funding categories listed below are those which HOCTS is or may be eligible for with future projects. This determination of eligibility is subject to change at any time and without prior notice.

Highway

HSIP - Highway Safety Improvement Program- The FAST Act continues the Highway Safety Improvement Program (HSIP) to achieve a significant reduction in traffic fatalities and serious injuries on all public roads, including non-State-owned public roads and roads on tribal lands. The HSIP requires a data-driven, strategic approach to improving highway safety on all public roads that focuses on performance.

Railway-Highway Crossings Program- The FAST Act continues the Railway-Highway Crossings program, which provides funds for safety improvements to reduce the number of fatalities, injuries, and crashes at public railway-highway grade crossings.

NHPP- National Highway Performance Program- The FAST Act continues the National Highway Performance Program, which was established under MAP-21. The NHPP provides support for the condition and performance of the National Highway System (NHS), for the construction of new facilities on the NHS, and to ensure that investments of Federal-aid funds in highway construction are directed to support progress toward the achievement of performance targets established in a State's asset management plan for the NHS.

STBG - Surface Transportation Block Grant Program- The FAST Act converts the long-standing Surface Transportation Program into the Surface Transportation Block Grant Program acknowledging that this program has the most flexible eligibilities among all Federal-aid highway programs and aligning the program's name with how FHWA has historically administered it. [FAST Act § 1109(a)]. The STBG promotes flexibility in State and local transportation decisions and provides flexible funding to best address State and local transportation needs.

STP Surface Transportation System Funding Alternatives Program- The FAST Act established the Surface Transportation System Funding Alternatives Program to provide grants to States or groups of States to demonstrate user-based alternative revenue mechanisms that utilize a user fee structure to maintain the long-term solvency of the Highway Trust Fund.

National Highway Freight Program- The FAST Act establishes a new National Highway Freight Program to improve the efficient movement of freight on the National Highway Freight Network (NHFN).

Emergency Relief- The FAST Act continues the Emergency Relief program, which provides funds for emergency repairs and permanent repairs on Federal-aid highways and roads, tribal transportation facilities, and roads on Federal lands that the Secretary finds have suffered serious damage as a result of natural disasters or catastrophic failure from an external cause

Transit

5307 Urbanized Area Formula Grants- Provides funding to public transit systems in Urbanized Areas (UZA) for public transportation capital, planning, job access and reverse commute projects, as well as operating expenses in certain circumstances.

5309 Capital Investment Grants- FTA's primary grant program for funding major transit capital investments, including heavy rail, commuter rail, light rail, streetcars, and bus rapid transit, this discretionary grant program is unlike most others in government. Instead of an annual call for applications and selection of awardees, the law requires that projects seeking CIG funding complete a series of steps over several years to be eligible for funding.

5310 Enhanced Mobility of Seniors & Individuals with Disabilities - Formula funding to States for the purpose of assisting private nonprofit groups in meeting transportation needs of the elderly and persons with disabilities. Includes program eligibility from former FTA 5317 (New Freedoms).

5311 Formula Grants for Rural Areas- Provides capital, planning, and operating assistance to states to support public transportation in rural areas with populations less than 50,000, where many residents often rely on public transit to reach their destinations.

5324- Public Transportation Emergency Relief Program - Helps states and public transportation systems pay for protecting, repairing, and/or replacing equipment and facilities that may suffer or have suffered serious damage as a result of an emergency, including natural disasters such as floods, hurricanes, and tornadoes. It provides authorization for Section 5307 and 5311 funds to be used for disaster relief in response to a declared disaster.

5337 State of Good Repair- Provides capital assistance for maintenance, replacement, and rehabilitation projects of existing high-intensity fixed guideway and high-intensity motorbus systems to maintain a state of good repair. Additionally, SGR grants are eligible for developing and implementing Transit Asset Management plans.

5339(a) Grants for Busses and Bus Facilities Formula Program - Provides funding through a competitive allocation process to States and transit agencies to replace, rehabilitate and purchase buses and related equipment and to construct bus-related facilities. The competitive allocation provides funding for major improvements to bus transit systems that would not be achievable through formula allocations.

Other

Statewide Planning and Non-Metropolitan Transportation Planning –

- FTA 5303, 5304, 5305- Provides funding and procedural requirements for multimodal transportation planning in metropolitan areas and states. Planning needs to be cooperative, continuous, and comprehensive, resulting in long-range plans and short-range programs reflecting transportation investment priorities.
- FHWA - The FAST Act continues the statewide and nonmetropolitan planning process, which establishes a cooperative, continuous, and comprehensive framework for making transportation investment decisions throughout the State. Oversight of this process is a joint responsibility of the Federal Highway Administration and the Federal Transit Administration.

Metropolitan Planning- The FAST Act continues the Metropolitan Planning program. The Program establishes a cooperative, continuous, and comprehensive framework for making transportation investment decisions in metropolitan areas. Program oversight is a joint Federal Highway Administration/Federal Transit Administration responsibility.

Transportation Alternatives – The FAST Act eliminates the MAP-21 Transportation Alternatives Program (TAP) and replaces it with a set-aside of Surface Transportation Block Grant (STBG) program funding for transportation alternatives (TA). These set-aside funds include all projects and activities that were previously eligible under TAP, encompassing a variety of smaller-scale transportation projects such

as pedestrian and bicycle facilities, recreational trails, safe routes to school projects, community improvements such as historic preservation and vegetation management, and environmental mitigation related to stormwater and habitat connectivity.

SDF (New York State Dedicated Fund) - Category of New York State funds provided for transportation projects. HOCTS does not administer SDF; projects listed solely with SDF funding are for information purposes only.

FUNDING

- The funding program tables for this TIP follow on the remaining pages of this document.
- Project amounts are shown in \$M (ex: 2.456 = \$2,456,000). Unless otherwise noted, those amounts represent the total cost of the project inclusive of all applicable local, State and Federal shares.
- Projects listed in the obligated column may be subject to rolling over or being carried forward into the 2016-17 through 2020-21 program years. Those projects may be given priority over other listed projects not yet initiated. This may require that other project schedule be adjusted as necessary to preserve fiscal constraint and achieve the regional preservation target throughout the program.
- Project amounts were developed in Year 2016 dollars. The attached tables reflect Year of Expenditure (YoE) adjustments as recommended by NYSDOT. Inflation factors were applied to subsequent programming years as follows:
 - 2017-18 + 2.0%
 - 2018-19 + 4.0%
 - 2019-20 + 6.0%
 - 2020-21 + 8.0%
- Proposed letting date indicates the order of a project. All project costs are in year of expenditure (YOE) dollars according to the NYSDOT inflation assumptions for programming state and local-let projects in NYSDOT's Program Support System (PSS).
- The following highway and bridge projects are listed in order of Project Identification Number (PIN). The federal portion of the program shall be "Fiscally Constrained." Fiscal Constraint means that for any one fiscal year, there can be no more project funds programmed than there are monies allocated.
- Illustrative projects may be included on the TIP. No federal action will be taken on an illustrative project by FHWA or FTA until the project is formally included on TIP and is accounted for in the fiscal constrained project listing.

FHWA Programs Fiscal Constraint Table 2017-2021																				
Fund Source	FFY 2016	FFY 2017			FFY 2018			FFY 2019			FFY 2020			FFY 2021			Total for STIP Years (2017-2020)		Total for 5-Year TIP	
Fed Categories Fiscally Constrained	ROLLOVER	Planning Targets	Programmed	Ending/Projected Balance	Planning Targets	Programmed	Ending/Projected Balance	Planning Targets	Programmed	Ending/Projected Balance	Planning Targets	Programmed	Ending/Projected Balance	Planning Targets	Programmed	Ending/Projected Balance	Planning Targets	Programmed	Planning Targets	Programmed
HIGHWAY																				
National Highway Performance Program (NHP)	\$3,514,546	\$23,648,070	\$26,104,320	\$1,058,296	\$23,929,003	\$16,016,280	\$8,971,019	\$23,929,003	\$11,332,000	\$21,568,022	\$23,929,003	\$24,886,100	\$20,630,925	\$23,929,003	\$10,401,000	\$34,158,928	\$95,435,079	\$78,318,700	\$119,364,082	\$88,719,700
	3,513	23,648	26,104	1,059	23,929	16,016	8,972	23,929	11,332	21,568	23,929	24,866	20,632	23,929	10,401	34	95,435	78,318	119,364	88,719
Highway Safety Improvement Program (HSIP)	\$2,407,125	\$2,363,213	\$9,208,180	-\$4,437,842	\$2,082,280	\$68,000	-\$2,423,562	\$2,082,280	\$1,580,000	-\$1,921,282	\$2,082,280	\$1,580,000	-\$1,419,002	\$2,082,280	\$1,580,000	-\$916,722	\$8,610,053	\$12,436,189	\$10,692,333	\$14,016,180
	2,407	2,363	9,208	-4,437	2,082	68,000	-2,423	2,082	1,580	-1,921	2,082	1,580	-1,419	2,082	1,580	-916	8,610	12,436	10,692	14,016
Surface Transportation Program (STP FLEX)	\$8,928,076	\$17,609,494	\$18,941,800	\$7,595,770	\$17,609,494	\$25,422,360	-\$217,096	\$17,609,494	\$4,434,240	-\$7,041,842	\$17,609,494	\$16,753,000	-\$6,185,248	\$17,609,494	\$16,753,000	-\$5,328,854	\$70,437,976	\$85,551,400	\$88,047,470	\$102,304,400
	8,928	17,609	18,941	7,596	17,609	25,422	-217	17,609	4,434	-7,042	17,609	16,753	-6,185	17,609	16,753	-5,329	70,437	85,551	88,047	102,304
STP Off-System Bridge (STP-Off)	(\$3,839,164)	\$1,418,687	\$1,638,000	-\$4,058,477	\$1,418,687	\$1,215,000	-\$3,854,790	\$1,418,687	\$4,245,000	-\$6,681,103	\$1,418,687	\$540,000	-\$5,802,416	\$1,418,687	\$540,000	-\$4,923,729	\$5,674,748	\$7,638,000	\$7,093,435	\$8,178,000
	-3,839	1,418	1,638	-4,058	1,419	1,215	-3,855	1,419	4,245	-6,681	1,419	540	-5,802	1,418	540	-4,923	5,674	7,638	7,092	8,178
TOTAL (millions)	11.01	45.04	55.89	0.16	45.04	42.72	2.48	45.04	41.59	5.93	45.04	43.74	7.22	45.04	29.27	24.81	180.16	183.94	225.19	213.22

FTA Fiscal Table 2017-2021																				
Fund Source	FFY 2016	FFY 2017			FFY 2018			FFY 2019			FFY 2020			FFY 2021			Total for STIP Years (2017-2020)		Total for 5-Year TIP	
TRANSIT																				
FTA 5307 (Statewide Allocation)	2.123		2.123	2.123		2.123	2.123		2.123	2.123		2.123	2.123		2.123	2.123			8.492	10.62
FTA 5310	0.197		0.197	0.197		0.197	0.197		0.197	0.197		0.197	0.197		0.197	0.197			0.788	0.985
FTA 5311	0.145		0.145	0.145		0.145	0.145		0.145	0.145		0.145	0.145		0.145	0.145			0.580	0.725
FTA 5339	0.213		0.213	0.213		0.213	0.213		0.213	0.213		0.213	0.213		0.213	0.213			0.852	1.053
TOTAL (millions)	2.268		2.268	2.268		2.268	2.268		2.268	2.268		2.268	2.268		2.268	2.268			9.072	11.340

FUNDING BALANCE AND FISCAL CONSTRAINT

Federal transportation law, MAP-21/ FAST ACT, requires that each MPO TIP be financially constrained using estimates of current and/or reasonably available revenues and the amount of federal funds that are reasonably expected to be available over the TIP period. HOCTS is included in NYSDOT Region 2, which also includes Hamilton, Fulton, Madison, and Montgomery Counties. This document has been prepared in consultation with Region 2 staff to determine expected funding availability. Data listed in this TIP will be used in the development of the Region's program and the Statewide TIP (STIP), which is also required to be balanced and fiscally constrained. Financial constraint shall be demonstrated and maintained by year and shall include sufficient financial information to demonstrate which projects are to be implemented using current and/or reasonable revenues, while federally supported facilities are being adequately maintained [23 CFR 450.324]. Data listed in this TIP will be used in the development of the Region's program and the Statewide TIP (STIP), which is also required to be balanced and fiscally constrained. A fiscal constraint table is provided at the end of this document (Appendix A) that demonstrates that programming proposed by this TIP is within suballocated funding shares as agreed upon by NYSDOT and HOCTS.

Appendix A – TIP Projects

HIGHWAY AND BRIDGE PROJECTS

These are the principal tables of the TIP. They list by year federally funded highway and transit projects programmed for the two-county area. They depict future transportation project actions intended for the HOCTS area. Projects shown in the first year of the TIP may be carried over to the subsequent year of the TIP if the project cannot be let as originally programmed with no need for an amendment to the TIP.

Schedules shown are based on availability of funds in future State and Federal budgets and appropriations

PROJECT (1/1/2016 THRU 9/30/2021) LISTING

PIN	DESCRIPTION		FUND SOURCE	RESP ORG	TOTAL	LET DATE
	PHASE	WORK TYPE		Federal	Other	FFY
2TCS17	CRACK SEALING PROJECT 17			NYS DOT	1,220,000	12/2017
	PREVENTIVE MAINTENANCE			CLEAN AND SEAL CRACKS		
	SCOPING		SDF STATE DEDICATED FUNDS	0	4,000	2017
	SCOPING		STP FLEX	16,000	0	2017
	PRELIMINARY DESIGN		SDF STATE DEDICATED FUNDS	0	4,000	2017
	PRELIMINARY DESIGN		STP FLEX	16,000	0	2017
	DETAILED DESIGN		SDF STATE DEDICATED FUNDS	0	12,000	2017
	DETAILED DESIGN		STP FLEX	48,000	0	2017
	CONSTRUCTION		SDF STATE DEDICATED FUNDS	0	200,000	2018
	CONSTRUCTION		STP FLEX	800,000	0	2018
	CONSTRUCTION INSPECTION		SDF STATE DEDICATED FUNDS	0	24,000	2018
	CONSTRUCTION INSPECTION		STP FLEX	96,000	0	2018
2TCS18	CRACK SEALING PROJECT 18			NYS DOT	1,220,000	12/2018
	PREVENTIVE MAINTENANCE			CLEAN AND SEAL CRACKS		
	SCOPING		SDF STATE DEDICATED FUNDS	0	4,000	2018
	SCOPING		STP FLEX	16,000	0	2018
	PRELIMINARY DESIGN		SDF STATE DEDICATED FUNDS	0	4,000	2018
	PRELIMINARY DESIGN		STP FLEX	16,000	0	2018
	DETAILED DESIGN		SDF STATE DEDICATED FUNDS	0	12,000	2018
	DETAILED DESIGN		STP FLEX	48,000	0	2018
	CONSTRUCTION		SDF STATE DEDICATED FUNDS	0	200,000	2019
	CONSTRUCTION		STP FLEX	800,000	0	2019
	CONSTRUCTION INSPECTION		SDF STATE DEDICATED FUNDS	0	24,000	2019
	CONSTRUCTION INSPECTION		STP FLEX	96,000	0	2019
2TCS19	CRACK SEALING PROJECT 19			NYS DOT	1,220,000	12/2019
	PREVENTIVE MAINTENANCE			CLEAN AND SEAL CRACKS		
	SCOPING		SDF STATE DEDICATED FUNDS	0	4,000	2018
	SCOPING		STP FLEX	16,000	0	2018
	PRELIMINARY DESIGN		SDF STATE DEDICATED FUNDS	0	4,000	2018
	PRELIMINARY DESIGN		STP FLEX	16,000	0	2018
	DETAILED DESIGN		SDF STATE DEDICATED FUNDS	0	12,000	2019
	DETAILED DESIGN		STP FLEX	48,000	0	2019
	CONSTRUCTION		SDF STATE DEDICATED FUNDS	0	200,000	2020
	CONSTRUCTION		STP FLEX	800,000	0	2020
	CONSTRUCTION INSPECTION		SDF STATE DEDICATED FUNDS	0	24,000	2020
	CONSTRUCTION INSPECTION		STP FLEX	96,000	0	2020
2TCS20	CRACK SEALING PROJECT 20			NYS DOT	1,220,000	12/2020
	PREVENTIVE MAINTENANCE			CLEAN AND SEAL CRACKS		
	SCOPING		SDF STATE DEDICATED FUNDS	0	4,000	2020
	SCOPING		STP FLEX	16,000	0	2020
	PRELIMINARY DESIGN		SDF STATE DEDICATED FUNDS	0	4,000	2020
	PRELIMINARY DESIGN		STP FLEX	16,000	0	2020
	DETAILED DESIGN		SDF STATE DEDICATED FUNDS	0	12,000	2020
	DETAILED DESIGN		STP FLEX	48,000	0	2020
	CONSTRUCTION		SDF STATE DEDICATED FUNDS	0	200,000	2021
	CONSTRUCTION		STP FLEX	800,000	0	2021
	CONSTRUCTION INSPECTION		SDF STATE DEDICATED FUNDS	0	24,000	2021
	CONSTRUCTION INSPECTION		STP FLEX	96,000	0	2021

PIN	DESCRIPTION		FUND	SOURCE	RESP ORG	TOTAL	LET DATE
	PHASE	WORK TYPE			Federal	Other	FFY
2TCS21	CRACK SEALING PROJECT 21				NYS DOT	100,000	12/2021
	PREVENTIVE MAINTENANCE				CLEAN AND SEAL CRACKS		
	SCOPING		SDF STATE DEDICATED FUNDS		0	4,000	2021
	SCOPING		STP FLEX		16,000	0	2021
	PRELIMINARY DESIGN		SDF STATE DEDICATED FUNDS		0	4,000	2021
	PRELIMINARY DESIGN		STP FLEX		16,000	0	2021
	DETAILED DESIGN		SDF STATE DEDICATED FUNDS		0	12,000	2021
	DETAILED DESIGN		STP FLEX		48,000	0	2021
2TCV18	CULVERT REPAIR / REPLACEMENT PROJECT 18				NYS DOT	2,550,000	07/2018
	MISCELLANEOUS APPURTENANCES				CULVERT REPLACEMENT/REPAIRS		
	SCOPING		SDF STATE DEDICATED FUNDS		0	20,000	2017
	SCOPING		STP FLEX		80,000	0	2017
	PRELIMINARY DESIGN		SDF STATE DEDICATED FUNDS		0	20,000	2017
	PRELIMINARY DESIGN		STP FLEX		80,000	0	2017
	DETAILED DESIGN		SDF STATE DEDICATED FUNDS		0	20,000	2017
	DETAILED DESIGN		STP FLEX		80,000	0	2017
	RIGHT OF WAY INCIDENTALS		SDF STATE DEDICATED FUNDS		0	2,000	2017
	RIGHT OF WAY ACQUISITION		SDF STATE DEDICATED FUNDS		0	2,000	2017
	RIGHT OF WAY ACQUISITION		STP FLEX		6,000	0	2017
	CONSTRUCTION		SDF STATE DEDICATED FUNDS		0	400,000	2018
	CONSTRUCTION		STP FLEX		1,600,000	0	2018
	CONSTRUCTION INSPECTION		SDF STATE DEDICATED FUNDS		0	48,000	2018
	CONSTRUCTION INSPECTION		STP FLEX		192,000	0	2018
2TCV19	CULVERT REPAIR / REPLACEMENT PROJECT 19				NYS DOT	1,280,000	07/2019
	MISCELLANEOUS APPURTENANCES				CULVERT REPLACEMENT/REPAIRS		
	SCOPING		SDF STATE DEDICATED FUNDS		0	6,000	2017
	SCOPING		STP FLEX		24,000	0	2017
	PRELIMINARY DESIGN		SDF STATE DEDICATED FUNDS		0	6,000	2017
	PRELIMINARY DESIGN		STP FLEX		24,000	0	2017
	DETAILED DESIGN		SDF STATE DEDICATED FUNDS		0	18,000	2018
	DETAILED DESIGN		STP FLEX		72,000	0	2018
	RIGHT OF WAY INCIDENTALS		SDF STATE DEDICATED FUNDS		0	2,000	2017
	RIGHT OF WAY ACQUISITION		SDF STATE DEDICATED FUNDS		0	2,000	2018
	RIGHT OF WAY ACQUISITION		STP FLEX		6,000	0	2018
	CONSTRUCTION		SDF STATE DEDICATED FUNDS		0	200,000	2019
	CONSTRUCTION		STP FLEX		800,000	0	2019
	CONSTRUCTION INSPECTION		SDF STATE DEDICATED FUNDS		0	24,000	2019
	CONSTRUCTION INSPECTION		STP FLEX		96,000	0	2019
2TCV20	CULVERT REPAIR / REPLACEMENT PROJECT 20				NYS DOT	1,280,000	07/2020
	MISCELLANEOUS APPURTENANCES				CULVERT REPLACEMENT/REPAIRS		
	SCOPING		SDF STATE DEDICATED FUNDS		0	6,000	2019
	SCOPING		STP FLEX		24,000	0	2019
	PRELIMINARY DESIGN		SDF STATE DEDICATED FUNDS		0	6,000	2019
	PRELIMINARY DESIGN		STP FLEX		24,000	0	2019
	DETAILED DESIGN		SDF STATE DEDICATED FUNDS		0	18,000	2020
	DETAILED DESIGN		STP FLEX		72,000	0	2020
	RIGHT OF WAY INCIDENTALS		SDF STATE DEDICATED FUNDS		0	2,000	2019
	RIGHT OF WAY ACQUISITION		SDF STATE DEDICATED FUNDS		0	2,000	2020
	RIGHT OF WAY ACQUISITION		STP FLEX		6,000	0	2020
	CONSTRUCTION		SDF STATE DEDICATED FUNDS		0	200,000	2020
	CONSTRUCTION		STP FLEX		800,000	0	2020
	CONSTRUCTION INSPECTION		SDF STATE DEDICATED FUNDS		0	24,000	2020
	CONSTRUCTION INSPECTION		STP FLEX		96,000	0	2020

PIN	DESCRIPTION		FUND SOURCE	RESP ORG	TOTAL		LET DATE
	PHASE	WORK TYPE		Federal	Other	FFY	
2TCV21	CULVERT REPAIR / REPLACEMENT PROJECT 21			NYS DOT	1,280,000	07/2021	
	MISCELLANEOUS APPURTENANCES			CULVERT REPLACEMENT/REPAIRS			
	SCOPING		SDF STATE DEDICATED FUNDS	0	6,000		2020
	SCOPING		STP FLEX	24,000	0		2020
	PRELIMINARY DESIGN		SDF STATE DEDICATED FUNDS	0	6,000		2020
	PRELIMINARY DESIGN		STP FLEX	24,000	0		2020
	DETAILED DESIGN		SDF STATE DEDICATED FUNDS	0	18,000		2021
	DETAILED DESIGN		STP FLEX	72,000	0		2021
	RIGHT OF WAY INCIDENTALS		SDF STATE DEDICATED FUNDS	0	2,000		2020
	RIGHT OF WAY ACQUISITION		SDF STATE DEDICATED FUNDS	0	2,000		2021
	RIGHT OF WAY ACQUISITION		STP FLEX	6,000	0		2021
	CONSTRUCTION		SDF STATE DEDICATED FUNDS	0	200,000		2021
	CONSTRUCTION		STP FLEX	800,000	0		2021
	CONSTRUCTION INSPECTION		SDF STATE DEDICATED FUNDS	0	24,000		2021
	CONSTRUCTION INSPECTION		STP FLEX	96,000	0		2021
2TCV22	CULVERT REPAIR / REPLACEMENT PROJECT 22, VARIOUS LOCATIONS			NYS DOT	62,000	07/2022	
	MISCELLANEOUS APPURTENANCES			CULVERT REPLACEMENT/REPAIRS			
	SCOPING		SDF STATE DEDICATED FUNDS	0	6,000		2021
	SCOPING		STP FLEX	24,000	0		2021
	PRELIMINARY DESIGN		SDF STATE DEDICATED FUNDS	0	6,000		2021
	PRELIMINARY DESIGN		STP FLEX	24,000	0		2021
	RIGHT OF WAY INCIDENTALS		SDF STATE DEDICATED FUNDS	0	2,000		2021
2TG171	ROADSIDE SAFETY/GUIDERAIL PROJECT 17			NYS DOT	3,610,000	12/2017	
	SAFETY			GUIDERAIL INSTALLATION/IMPROVEMENT			
	SCOPING		SDF STATE DEDICATED FUNDS	0	20,000		2017
	SCOPING		STP FLEX	80,000	0		2017
	PRELIMINARY DESIGN		SDF STATE DEDICATED FUNDS	0	20,000		2017
	PRELIMINARY DESIGN		STP FLEX	80,000	0		2017
	DETAILED DESIGN		SDF STATE DEDICATED FUNDS	0	20,000		2017
	DETAILED DESIGN		STP FLEX	80,000	0		2017
	RIGHT OF WAY INCIDENTALS		SDF STATE DEDICATED FUNDS	0	5,000		2017
	RIGHT OF WAY ACQUISITION		SDF STATE DEDICATED FUNDS	0	1,000		2017
	RIGHT OF WAY ACQUISITION		STP FLEX	4,000	0		2017
	CONSTRUCTION		NATIONAL HIGHWAY PERFORMANCE	1,440,000	0		2018
	CONSTRUCTION		SDF STATE DEDICATED FUNDS	0	600,000		2018
	CONSTRUCTION		STP FLEX	960,000	0		2018
	CONSTRUCTION INSPECTION		NATIONAL HIGHWAY PERFORMANCE	144,000	0		2018
	CONSTRUCTION INSPECTION		SDF STATE DEDICATED FUNDS	0	60,000		2018
	CONSTRUCTION INSPECTION		STP FLEX	96,000	0		2018

<u>PIN</u>	<u>DESCRIPTION</u>	<u>RESP ORG</u>	<u>TOTAL</u>	<u>LET DATE</u>	
<u>PHASE</u>	<u>WORK TYPE</u>	<u>FUND SOURCE</u>	<u>Federal</u>	<u>Other</u>	<u>FFY</u>
2TG181	ROADSIDE SAFETY/GUIDERAIL PROJECT 18	NYS DOT	3,610,000	04/2018	
	SAFETY				
		GUIDERAIL INSTALLATION/IMPROVEMENT			
SCOPING		SDF STATE DEDICATED FUNDS	0	20,000	2017
SCOPING		STP FLEX	80,000	0	2017
PRELIMINARY DESIGN		SDF STATE DEDICATED FUNDS	0	20,000	2017
PRELIMINARY DESIGN		STP FLEX	80,000	0	2017
DETAILED DESIGN		SDF STATE DEDICATED FUNDS	0	20,000	2017
DETAILED DESIGN		STP FLEX	80,000	0	2017
RIGHT OF WAY INCIDENTALS		SDF STATE DEDICATED FUNDS	0	5,000	2017
RIGHT OF WAY ACQUISITION		SDF STATE DEDICATED FUNDS	0	1,000	2017
RIGHT OF WAY ACQUISITION		STP FLEX	4,000	0	2017
CONSTRUCTION		NATIONAL HIGHWAY PERFORMANCE	1,440,000	0	2018
CONSTRUCTION		SDF STATE DEDICATED FUNDS	0	600,000	2018
CONSTRUCTION		STP FLEX	960,000	0	2018
CONSTRUCTION INSPECTION		NATIONAL HIGHWAY PERFORMANCE	144,000	0	2018
CONSTRUCTION INSPECTION		SDF STATE DEDICATED FUNDS	0	60,000	2018
CONSTRUCTION INSPECTION		STP FLEX	96,000	0	2018
2TG191	ROADSIDE SAFETY/GUIDERAIL PROJECT 19	NYS DOT	3,610,000	04/2019	
	SAFETY				
		GUIDERAIL INSTALLATION/IMPROVEMENT			
SCOPING		SDF STATE DEDICATED FUNDS	0	20,000	2018
SCOPING		STP FLEX	80,000	0	2018
PRELIMINARY DESIGN		SDF STATE DEDICATED FUNDS	0	20,000	2018
PRELIMINARY DESIGN		STP FLEX	80,000	0	2018
DETAILED DESIGN		SDF STATE DEDICATED FUNDS	0	20,000	2018
DETAILED DESIGN		STP FLEX	80,000	0	2018
RIGHT OF WAY INCIDENTALS		SDF STATE DEDICATED FUNDS	0	5,000	2018
RIGHT OF WAY ACQUISITION		SDF STATE DEDICATED FUNDS	0	1,000	2018
RIGHT OF WAY ACQUISITION		STP FLEX	4,000	0	2018
CONSTRUCTION		NATIONAL HIGHWAY PERFORMANCE	1,440,000	0	2019
CONSTRUCTION		SDF STATE DEDICATED FUNDS	0	600,000	2019
CONSTRUCTION		STP FLEX	960,000	0	2019
CONSTRUCTION INSPECTION		NATIONAL HIGHWAY PERFORMANCE	144,000	0	2019
CONSTRUCTION INSPECTION		SDF STATE DEDICATED FUNDS	0	60,000	2019
CONSTRUCTION INSPECTION		STP FLEX	96,000	0	2019
2TG201	ROADSIDE SAFETY/GUIDERAIL PROJECT 20	NYS DOT	3,610,000	04/2020	
	SAFETY				
		GUIDERAIL INSTALLATION/IMPROVEMENT			
SCOPING		SDF STATE DEDICATED FUNDS	0	20,000	2019
SCOPING		STP FLEX	80,000	0	2019
PRELIMINARY DESIGN		SDF STATE DEDICATED FUNDS	0	20,000	2019
PRELIMINARY DESIGN		STP FLEX	80,000	0	2019
DETAILED DESIGN		SDF STATE DEDICATED FUNDS	0	20,000	2019
DETAILED DESIGN		STP FLEX	80,000	0	2019
RIGHT OF WAY INCIDENTALS		SDF STATE DEDICATED FUNDS	0	5,000	2019
RIGHT OF WAY ACQUISITION		SDF STATE DEDICATED FUNDS	0	1,000	2019
RIGHT OF WAY ACQUISITION		STP FLEX	4,000	0	2019
CONSTRUCTION		NATIONAL HIGHWAY PERFORMANCE	1,440,000	0	2020
CONSTRUCTION		SDF STATE DEDICATED FUNDS	0	600,000	2020
CONSTRUCTION		STP FLEX	960,000	0	2020
CONSTRUCTION INSPECTION		NATIONAL HIGHWAY PERFORMANCE	144,000	0	2020
CONSTRUCTION INSPECTION		SDF STATE DEDICATED FUNDS	0	60,000	2020
CONSTRUCTION INSPECTION		STP FLEX	96,000	0	2020

PIN	DESCRIPTION		FUND	SOURCE	RESP ORG	TOTAL	LET DATE
	PHASE	WORK TYPE			Federal	Other	FFY
2TG211	ROADSIDE SAFETY/GUIDERAIL PROJECT 21				NYS DOT	3,610,000	04/2021
	SAFETY	GUIDERAIL INSTALLATION/IMPROVEMENT					
	SCOPING		SDF STATE DEDICATED FUNDS		0	20,000	2020
	SCOPING		STP FLEX		80,000	0	2020
	PRELIMINARY DESIGN		SDF STATE DEDICATED FUNDS		0	20,000	2020
	PRELIMINARY DESIGN		STP FLEX		80,000	0	2020
	DETAILED DESIGN		SDF STATE DEDICATED FUNDS		0	20,000	2020
	DETAILED DESIGN		STP FLEX		80,000	0	2020
	RIGHT OF WAY INCIDENTALS		SDF STATE DEDICATED FUNDS		0	5,000	2020
	RIGHT OF WAY ACQUISITION		SDF STATE DEDICATED FUNDS		0	1,000	2020
	RIGHT OF WAY ACQUISITION		STP FLEX		4,000	0	2020
	CONSTRUCTION		NATIONAL HIGHWAY PERFORMANCE		1,440,000	0	2021
	CONSTRUCTION		SDF STATE DEDICATED FUNDS		0	600,000	2021
	CONSTRUCTION		STP FLEX		960,000	0	2021
	CONSTRUCTION INSPECTION		NATIONAL HIGHWAY PERFORMANCE		144,000	0	2021
	CONSTRUCTION INSPECTION		SDF STATE DEDICATED FUNDS		0	60,000	2021
	CONSTRUCTION INSPECTION		STP FLEX		96,000	0	2021
2TG221	ROADSIDE SAFETY/GUIDERAIL PROJECT 22, VARIOUS LOCATIONS				NYS DOT	310,000	04/2022
	SAFETY	GUIDERAIL INSTALLATION/IMPROVEMENT					
	SCOPING		SDF STATE DEDICATED FUNDS		0	20,000	2021
	SCOPING		STP FLEX		80,000	0	2021
	PRELIMINARY DESIGN		SDF STATE DEDICATED FUNDS		0	20,000	2021
	PRELIMINARY DESIGN		STP FLEX		80,000	0	2021
	DETAILED DESIGN		SDF STATE DEDICATED FUNDS		0	20,000	2021
	DETAILED DESIGN		STP FLEX		80,000	0	2021
	RIGHT OF WAY INCIDENTALS		SDF STATE DEDICATED FUNDS		0	5,000	2021
	RIGHT OF WAY ACQUISITION		SDF STATE DEDICATED FUNDS		0	1,000	2021
	RIGHT OF WAY ACQUISITION		STP FLEX		4,000	0	2021
2TLB17	LOCAL PAVEMENT AND BRIDGES, PROJECT A, REGIONWIDE				LOCAL	3,000,000	10/2017
	REHABILITATION	GENERAL BRIDGE REHABILITATION					
	SCOPING		LOCAL GOVERNMENT UNIT		0	33,000	2016
	SCOPING		STP FLEX		40,000	0	2016
	SCOPING		STP OFF SYSTEM BRIDGE		93,000	0	2016
	PRELIMINARY DESIGN		LOCAL GOVERNMENT UNIT		0	33,000	2016
	PRELIMINARY DESIGN		STP FLEX		40,000	0	2016
	PRELIMINARY DESIGN		STP OFF SYSTEM BRIDGE		93,000	0	2016
	DETAILED DESIGN		LOCAL GOVERNMENT UNIT		0	34,000	2017
	DETAILED DESIGN		STP FLEX		40,000	0	2017
	DETAILED DESIGN		STP OFF SYSTEM BRIDGE		94,000	0	2017
	CONSTRUCTION		LOCAL GOVERNMENT UNIT		0	446,000	2018
	CONSTRUCTION		STP FLEX		536,000	0	2017
	CONSTRUCTION		STP OFF SYSTEM BRIDGE		1,250,000	0	2017
	CONSTRUCTION INSPECTION		LOCAL GOVERNMENT UNIT		0	54,000	2018
	CONSTRUCTION INSPECTION		STP FLEX		64,000	0	2017
	CONSTRUCTION INSPECTION		STP OFF SYSTEM BRIDGE		150,000	0	2017

PIN	DESCRIPTION		FUND SOURCE	RESP ORG	TOTAL	LET DATE
	PHASE	WORK TYPE		Federal	Other	FFY
2TLB18	LOCAL PAVEMENT AND BRIDGES, PROJECT B, REGIONWIDE			LOCAL	7,500,000	10/2019
	REHABILITATION			GENERAL BRIDGE REHABILITATION		
	SCOPING		LOCAL GOVERNMENT UNIT	0	100,000	2018
	SCOPING		STP FLEX	120,000	0	2018
	SCOPING		STP OFF SYSTEM BRIDGE	280,000	0	2018
	PRELIMINARY DESIGN		LOCAL GOVERNMENT UNIT	0	100,000	2018
	PRELIMINARY DESIGN		STP FLEX	120,000	0	2018
	PRELIMINARY DESIGN		STP OFF SYSTEM BRIDGE	280,000	0	2018
	DETAILED DESIGN		LOCAL GOVERNMENT UNIT	0	100,000	2019
	DETAILED DESIGN		STP FLEX	120,000	0	2019
	DETAILED DESIGN		STP OFF SYSTEM BRIDGE	280,000	0	2019
	CONSTRUCTION		LOCAL GOVERNMENT UNIT	0	1,071,000	2020
	CONSTRUCTION		STP FLEX	1,286,000	0	2019
	CONSTRUCTION		STP OFF SYSTEM BRIDGE	3,000,000	0	2019
	CONSTRUCTION INSPECTION		LOCAL GOVERNMENT UNIT	0	129,000	2020
	CONSTRUCTION INSPECTION		STP FLEX	154,000	0	2019
	CONSTRUCTION INSPECTION		STP OFF SYSTEM BRIDGE	360,000	0	2019
2TM172	BLOCKED BRIDGE PM			NYSDOT	8,762,000	12/2017
	CYCLICAL HIGHWAY MAINTENANCE			BRIDGE PAINTING		
	SCOPING		SDF STATE DEDICATED FUNDS	0	53,000	2017
	SCOPING		STP FLEX	211,000	0	2017
	PRELIMINARY DESIGN		SDF STATE DEDICATED FUNDS	0	106,000	2017
	PRELIMINARY DESIGN		STP FLEX	422,000	0	2017
	DETAILED DESIGN		NATIONAL HIGHWAY PERFORMANCE	229,000	0	2017
	DETAILED DESIGN		SDF STATE DEDICATED FUNDS	0	105,000	2017
	DETAILED DESIGN		STP FLEX	152,000	0	2017
	DETAILED DESIGN		STP OFF SYSTEM BRIDGE	42,000	0	2017
	CONSTRUCTION		NATIONAL HIGHWAY PERFORMANCE	2,851,000	0	2018
	CONSTRUCTION		SDF STATE DEDICATED FUNDS	0	1,320,000	2018
	CONSTRUCTION		STP FLEX	1,901,000	0	2018
	CONSTRUCTION		STP OFF SYSTEM BRIDGE	528,000	0	2018
	CONSTRUCTION INSPECTION		NATIONAL HIGHWAY PERFORMANCE	342,000	0	2018
	CONSTRUCTION INSPECTION		SDF STATE DEDICATED FUNDS	0	160,000	2018
	CONSTRUCTION INSPECTION		STP FLEX	228,000	0	2018
	CONSTRUCTION INSPECTION		STP OFF SYSTEM BRIDGE	62,000	0	2018
	CONSTRUCTION RAILROAD FORCE ACCOUNT		SDF STATE DEDICATED FUNDS	0	10,000	2018
	CONSTRUCTION RAILROAD FORCE ACCOUNT		STP FLEX	40,000	0	2018

<u>PIN</u>	<u>DESCRIPTION</u>		<u>RESP ORG</u>	<u>TOTAL</u>	<u>LET DATE</u>
PHASE	WORK TYPE	FUND SOURCE	Federal	Other	FFY
2TM182	BLOCKED BRIDGE PM		<u>NYS DOT</u>	<u>10,822,000</u>	<u>12/2018</u>
	CYCLICAL HIGHWAY MAINTENANCE				
					BRIDGE PAINTING
SCOPING		NATIONAL HIGHWAY PERFORMANCE	97,000	0	2017
SCOPING		SDF STATE DEDICATED FUNDS	0	45,000	2017
SCOPING		STP FLEX	73,000	0	2017
SCOPING		STP OFF SYSTEM BRIDGE	13,000	0	2017
PRELIMINARY DESIGN		NATIONAL HIGHWAY PERFORMANCE	194,000	0	2017
PRELIMINARY DESIGN		SDF STATE DEDICATED FUNDS	0	90,000	2017
PRELIMINARY DESIGN		STP FLEX	146,000	0	2017
PRELIMINARY DESIGN		STP OFF SYSTEM BRIDGE	26,000	0	2017
DETAILED DESIGN		NATIONAL HIGHWAY PERFORMANCE	194,000	0	2018
DETAILED DESIGN		SDF STATE DEDICATED FUNDS	0	90,000	2018
DETAILED DESIGN		STP FLEX	146,000	0	2018
DETAILED DESIGN		STP OFF SYSTEM BRIDGE	26,000	0	2018
CONSTRUCTION		NATIONAL HIGHWAY PERFORMANCE	3,646,000	0	2019
CONSTRUCTION		SDF STATE DEDICATED FUNDS	0	1,720,000	2019
CONSTRUCTION		STP FLEX	2,752,000	0	2019
CONSTRUCTION		STP OFF SYSTEM BRIDGE	482,000	0	2019
CONSTRUCTION INSPECTION		NATIONAL HIGHWAY PERFORMANCE	438,000	0	2019
CONSTRUCTION INSPECTION		SDF STATE DEDICATED FUNDS	0	206,000	2019
CONSTRUCTION INSPECTION		STP FLEX	330,000	0	2019
CONSTRUCTION INSPECTION		STP OFF SYSTEM BRIDGE	58,000	0	2019
CONSTRUCTION RAILROAD FORCE ACCOUNT		SDF STATE DEDICATED FUNDS	0	10,000	2019
CONSTRUCTION RAILROAD FORCE ACCOUNT		STP FLEX	40,000	0	2019
2TM192	BLOCKED BRIDGE PM		<u>NYS DOT</u>	<u>7,702,000</u>	<u>12/2019</u>
	CYCLICAL HIGHWAY MAINTENANCE				
					BRIDGE PAINTING
SCOPING		NATIONAL HIGHWAY PERFORMANCE	97,000	0	2018
SCOPING		SDF STATE DEDICATED FUNDS	0	45,000	2018
SCOPING		STP FLEX	73,000	0	2018
SCOPING		STP OFF SYSTEM BRIDGE	13,000	0	2018
PRELIMINARY DESIGN		NATIONAL HIGHWAY PERFORMANCE	194,000	0	2018
PRELIMINARY DESIGN		SDF STATE DEDICATED FUNDS	0	90,000	2018
PRELIMINARY DESIGN		STP FLEX	146,000	0	2018
PRELIMINARY DESIGN		STP OFF SYSTEM BRIDGE	26,000	0	2018
DETAILED DESIGN		NATIONAL HIGHWAY PERFORMANCE	194,000	0	2019
DETAILED DESIGN		SDF STATE DEDICATED FUNDS	0	90,000	2019
DETAILED DESIGN		STP FLEX	146,000	0	2019
DETAILED DESIGN		STP OFF SYSTEM BRIDGE	26,000	0	2019
CONSTRUCTION		NATIONAL HIGHWAY PERFORMANCE	2,424,000	0	2020
CONSTRUCTION		SDF STATE DEDICATED FUNDS	0	1,120,000	2020
CONSTRUCTION		STP FLEX	1,632,000	0	2020
CONSTRUCTION		STP OFF SYSTEM BRIDGE	424,000	0	2020
CONSTRUCTION INSPECTION		NATIONAL HIGHWAY PERFORMANCE	387,000	0	2020
CONSTRUCTION INSPECTION		SDF STATE DEDICATED FUNDS	0	183,000	2020
CONSTRUCTION INSPECTION		STP FLEX	291,000	0	2020
CONSTRUCTION INSPECTION		STP OFF SYSTEM BRIDGE	51,000	0	2020
CONSTRUCTION RAILROAD FORCE ACCOUNT		SDF STATE DEDICATED FUNDS	0	10,000	2020
CONSTRUCTION RAILROAD FORCE ACCOUNT		STP FLEX	40,000	0	2020

PIN	DESCRIPTION		RESP ORG		TOTAL		LET DATE
	PHASE	WORK TYPE	FUND	SOURCE	Federal	Other	FFY
2TM193	BLOCKED PM PAVEMENT FA				NYS DOT	9,610,000	04/2019
	PREVENTIVE MAINTENANCE				SINGLE COURSE OVERLAY (D CONTRACT)		
	SCOPING		NATIONAL HIGHWAY PERFORMANCE		56,000	0	2018
	SCOPING		SDF STATE DEDICATED FUNDS		0	36,000	2018
	SCOPING		STP FLEX		88,000	0	2018
	PRELIMINARY DESIGN		NATIONAL HIGHWAY PERFORMANCE		112,000	0	2018
	PRELIMINARY DESIGN		SDF STATE DEDICATED FUNDS		0	72,000	2018
	PRELIMINARY DESIGN		STP FLEX		176,000	0	2018
	DETAILED DESIGN		NATIONAL HIGHWAY PERFORMANCE		112,000	0	2018
	DETAILED DESIGN		SDF STATE DEDICATED FUNDS		0	72,000	2018
	DETAILED DESIGN		STP FLEX		176,000	0	2018
	CONSTRUCTION		NATIONAL HIGHWAY PERFORMANCE		2,400,000	0	2019
	CONSTRUCTION		SDF STATE DEDICATED FUNDS		0	1,540,000	2019
	CONSTRUCTION		STP FLEX		3,760,000	0	2019
	CONSTRUCTION INSPECTION		NATIONAL HIGHWAY PERFORMANCE		288,000	0	2019
	CONSTRUCTION INSPECTION		SDF STATE DEDICATED FUNDS		0	202,000	2019
	CONSTRUCTION INSPECTION		STP FLEX		520,000	0	2019
2TM202	BLOCKED BRIDGE PM				NYS DOT	7,702,000	12/2020
	CYCLICAL HIGHWAY MAINTENANCE				BRIDGE PAINTING		
	SCOPING		NATIONAL HIGHWAY PERFORMANCE		97,000	0	2019
	SCOPING		SDF STATE DEDICATED FUNDS		0	45,000	2019
	SCOPING		STP FLEX		73,000	0	2019
	SCOPING		STP OFF SYSTEM BRIDGE		13,000	0	2019
	PRELIMINARY DESIGN		NATIONAL HIGHWAY PERFORMANCE		194,000	0	2019
	PRELIMINARY DESIGN		SDF STATE DEDICATED FUNDS		0	90,000	2019
	PRELIMINARY DESIGN		STP FLEX		146,000	0	2019
	PRELIMINARY DESIGN		STP OFF SYSTEM BRIDGE		26,000	0	2019
	DETAILED DESIGN		NATIONAL HIGHWAY PERFORMANCE		194,000	0	2020
	DETAILED DESIGN		SDF STATE DEDICATED FUNDS		0	90,000	2020
	DETAILED DESIGN		STP FLEX		146,000	0	2020
	DETAILED DESIGN		STP OFF SYSTEM BRIDGE		26,000	0	2020
	CONSTRUCTION		NATIONAL HIGHWAY PERFORMANCE		2,424,000	0	2021
	CONSTRUCTION		SDF STATE DEDICATED FUNDS		0	1,120,000	2021
	CONSTRUCTION		STP FLEX		1,632,000	0	2021
	CONSTRUCTION		STP OFF SYSTEM BRIDGE		424,000	0	2021
	CONSTRUCTION INSPECTION		NATIONAL HIGHWAY PERFORMANCE		387,000	0	2021
	CONSTRUCTION INSPECTION		SDF STATE DEDICATED FUNDS		0	183,000	2021
	CONSTRUCTION INSPECTION		STP FLEX		291,000	0	2021
	CONSTRUCTION INSPECTION		STP OFF SYSTEM BRIDGE		51,000	0	2021
	CONSTRUCTION RAILROAD FORCE ACCOUNT		SDF STATE DEDICATED FUNDS		0	10,000	2021
	CONSTRUCTION RAILROAD FORCE ACCOUNT		STP FLEX		40,000	0	2021

PIN	DESCRIPTION		FUND SOURCE	RESP ORG	TOTAL		LET DATE
	PHASE	WORK TYPE		Federal	Other	FFY	
2TM203	BLOCKED PM PAVEMENT			NYS DOT	17,090,000	04/2020	
	PREVENTIVE MAINTENANCE			SINGLE COURSE OVERLAY (D CONTRACT)			
	SCOPING		NATIONAL HIGHWAY PERFORMANCE	56,000	0		2019
	SCOPING		SDF STATE DEDICATED FUNDS	0	56,000		2019
	SCOPING		STP FLEX	170,000	0		2019
	PRELIMINARY DESIGN		NATIONAL HIGHWAY PERFORMANCE	113,000	0		2019
	PRELIMINARY DESIGN		SDF STATE DEDICATED FUNDS	0	113,000		2019
	PRELIMINARY DESIGN		STP FLEX	338,000	0		2019
	DETAILED DESIGN		NATIONAL HIGHWAY PERFORMANCE	113,000	0		2019
	DETAILED DESIGN		SDF STATE DEDICATED FUNDS	0	113,000		2019
	DETAILED DESIGN		STP FLEX	338,000	0		2019
	CONSTRUCTION		NATIONAL HIGHWAY PERFORMANCE	2,800,000	0		2020
	CONSTRUCTION		SDF STATE DEDICATED FUNDS	0	2,800,000		2020
	CONSTRUCTION		STP FLEX	8,400,000	0		2020
	CONSTRUCTION INSPECTION		NATIONAL HIGHWAY PERFORMANCE	336,000	0		2020
	CONSTRUCTION INSPECTION		SDF STATE DEDICATED FUNDS	0	336,000		2020
	CONSTRUCTION INSPECTION		STP FLEX	1,008,000	0		2020
2TM212	BLOCKED BRIDGE PM			NYS DOT	1,140,000	12/2021	
	CYCLICAL HIGHWAY MAINTENANCE			BRIDGE PAINTING			
	SCOPING		NATIONAL HIGHWAY PERFORMANCE	97,000	0		2020
	SCOPING		SDF STATE DEDICATED FUNDS	0	45,000		2020
	SCOPING		STP FLEX	73,000	0		2020
	SCOPING		STP OFF SYSTEM BRIDGE	13,000	0		2020
	PRELIMINARY DESIGN		NATIONAL HIGHWAY PERFORMANCE	194,000	0		2020
	PRELIMINARY DESIGN		SDF STATE DEDICATED FUNDS	0	90,000		2020
	PRELIMINARY DESIGN		STP FLEX	146,000	0		2020
	PRELIMINARY DESIGN		STP OFF SYSTEM BRIDGE	26,000	0		2020
	DETAILED DESIGN		NATIONAL HIGHWAY PERFORMANCE	194,000	0		2021
	DETAILED DESIGN		SDF STATE DEDICATED FUNDS	0	90,000		2021
	DETAILED DESIGN		STP FLEX	146,000	0		2021
	DETAILED DESIGN		STP OFF SYSTEM BRIDGE	26,000	0		2021
2TM213	BLOCKED PM PAVEMENT			NYS DOT	17,090,000	04/2021	
	PREVENTIVE MAINTENANCE			SINGLE COURSE OVERLAY (D CONTRACT)			
	SCOPING		NATIONAL HIGHWAY PERFORMANCE	56,000	0		2020
	SCOPING		SDF STATE DEDICATED FUNDS	0	56,000		2020
	SCOPING		STP FLEX	170,000	0		2020
	PRELIMINARY DESIGN		NATIONAL HIGHWAY PERFORMANCE	113,000	0		2020
	PRELIMINARY DESIGN		SDF STATE DEDICATED FUNDS	0	113,000		2020
	PRELIMINARY DESIGN		STP FLEX	338,000	0		2020
	DETAILED DESIGN		NATIONAL HIGHWAY PERFORMANCE	113,000	0		2020
	DETAILED DESIGN		SDF STATE DEDICATED FUNDS	0	113,000		2020
	DETAILED DESIGN		STP FLEX	338,000	0		2020
	CONSTRUCTION		NATIONAL HIGHWAY PERFORMANCE	2,800,000	0		2021
	CONSTRUCTION		SDF STATE DEDICATED FUNDS	0	2,800,000		2021
	CONSTRUCTION		STP FLEX	8,400,000	0		2021
	CONSTRUCTION INSPECTION		NATIONAL HIGHWAY PERFORMANCE	336,000	0		2021
	CONSTRUCTION INSPECTION		SDF STATE DEDICATED FUNDS	0	336,000		2021
	CONSTRUCTION INSPECTION		STP FLEX	1,008,000	0		2021

PIN	DESCRIPTION		FUND	SOURCE	RESP ORG	TOTAL	LET DATE
	PHASE	WORK TYPE			Federal	Other	FFY
2TM222	BLOCKED BRIDGE PM, VARIOUS LOCATIONS				NYS DOT	684,000	12/2022
	CYCLICAL HIGHWAY MAINTENANCE				BRIDGE PAINTING		
	SCOPING		NATIONAL HIGHWAY PERFORMANCE		97,000	0	2021
	SCOPING		SDF STATE DEDICATED FUNDS		0	45,000	2021
	SCOPING		STP FLEX		73,000	0	2021
	SCOPING		STP OFF SYSTEM BRIDGE		13,000	0	2021
	PRELIMINARY DESIGN		NATIONAL HIGHWAY PERFORMANCE		194,000	0	2021
	PRELIMINARY DESIGN		SDF STATE DEDICATED FUNDS		0	90,000	2021
	PRELIMINARY DESIGN		STP FLEX		146,000	0	2021
	PRELIMINARY DESIGN		STP OFF SYSTEM BRIDGE		26,000	0	2021
2TM223	BLOCKED PM PAVEMENT				NYS DOT	1,410,000	04/2022
	PREVENTIVE MAINTENANCE				SINGLE COURSE OVERLAY (D CONTRACT)		
	SCOPING		NATIONAL HIGHWAY PERFORMANCE		56,000	0	2021
	SCOPING		SDF STATE DEDICATED FUNDS		0	56,000	2021
	SCOPING		STP FLEX		170,000	0	2021
	PRELIMINARY DESIGN		NATIONAL HIGHWAY PERFORMANCE		113,000	0	2021
	PRELIMINARY DESIGN		SDF STATE DEDICATED FUNDS		0	113,000	2021
	PRELIMINARY DESIGN		STP FLEX		338,000	0	2021
	DETAILED DESIGN		NATIONAL HIGHWAY PERFORMANCE		113,000	0	2021
	DETAILED DESIGN		SDF STATE DEDICATED FUNDS		0	113,000	2021
	DETAILED DESIGN		STP FLEX		338,000	0	2021
2TOS18	OVERHEAD SIGN STRUCTURE PROJECT 18				NYS DOT	1,427,000	11/2018
	SAFETY				TRAFFIC SIGNS		
	SCOPING		NATIONAL HIGHWAY PERFORMANCE		28,000	0	2017
	SCOPING		SDF STATE DEDICATED FUNDS		0	7,000	2017
	PRELIMINARY DESIGN		NATIONAL HIGHWAY PERFORMANCE		32,000	0	2017
	PRELIMINARY DESIGN		SDF STATE DEDICATED FUNDS		0	8,000	2017
	DETAILED DESIGN		NATIONAL HIGHWAY PERFORMANCE		60,000	0	2018
	DETAILED DESIGN		SDF STATE DEDICATED FUNDS		0	15,000	2018
	CONSTRUCTION		NATIONAL HIGHWAY PERFORMANCE		912,000	0	2018
	CONSTRUCTION		SDF STATE DEDICATED FUNDS		0	228,000	2019
	CONSTRUCTION INSPECTION		NATIONAL HIGHWAY PERFORMANCE		110,000	0	2018
	CONSTRUCTION INSPECTION		SDF STATE DEDICATED FUNDS		0	27,000	2019
2TOS20	OVERHEAD SIGN STRUCTURE PROJECT 20				NYS DOT	1,427,000	11/2020
	SAFETY				TRAFFIC SIGNS		
	SCOPING		NATIONAL HIGHWAY PERFORMANCE		28,000	0	2019
	SCOPING		SDF STATE DEDICATED FUNDS		0	7,000	2019
	PRELIMINARY DESIGN		NATIONAL HIGHWAY PERFORMANCE		32,000	0	2019
	PRELIMINARY DESIGN		SDF STATE DEDICATED FUNDS		0	8,000	2019
	DETAILED DESIGN		NATIONAL HIGHWAY PERFORMANCE		60,000	0	2020
	DETAILED DESIGN		SDF STATE DEDICATED FUNDS		0	15,000	2020
	CONSTRUCTION		NATIONAL HIGHWAY PERFORMANCE		912,000	0	2020
	CONSTRUCTION		SDF STATE DEDICATED FUNDS		0	228,000	2021
	CONSTRUCTION INSPECTION		NATIONAL HIGHWAY PERFORMANCE		110,000	0	2020
	CONSTRUCTION INSPECTION		SDF STATE DEDICATED FUNDS		0	27,000	2021
2TOS22	OVERHEAD SIGN STRUCTURE PROJECT 22, VARIOUS LOCATIONS				NYS DOT	75,000	11/2022
	SAFETY				TRAFFIC SIGNS		
	SCOPING		NATIONAL HIGHWAY PERFORMANCE		28,000	0	2021
	SCOPING		SDF STATE DEDICATED FUNDS		0	7,000	2021
	PRELIMINARY DESIGN		NATIONAL HIGHWAY PERFORMANCE		32,000	0	2021
	PRELIMINARY DESIGN		SDF STATE DEDICATED FUNDS		0	8,000	2021

PIN	DESCRIPTION		FUND	SOURCE	RESP ORG	TOTAL	LET DATE
	PHASE	WORK TYPE			Federal	Other	FFY
2TSM17	TMC/ITS OPERATIONS AND MAINTENANCE 17				NYS DOT	376,000	09/2017
	TRANSPORTATION SYSTEM MANAGEMENT				INTELLIGENT TRANSPORTATION SYSTEMS		
	OPERATIONS		NATIONAL HIGHWAY PERFORMANCE		301,000	0	2017
	OPERATIONS		SDF STATE DEDICATED FUNDS		0	75,000	2017
2TSM18	TMC/ITS OPERATIONS AND MAINTENANCE 18				NYS DOT	379,000	09/2018
	TRANSPORTATION SYSTEM MANAGEMENT				INTELLIGENT TRANSPORTATION SYSTEMS		
	OPERATIONS		NATIONAL HIGHWAY PERFORMANCE		303,000	0	2018
	OPERATIONS		SDF STATE DEDICATED FUNDS		0	76,000	2018
2TSM19	TMC/ITS OPERATIONS AND MAINTENANCE 19				NYS DOT	383,000	09/2019
	TRANSPORTATION SYSTEM MANAGEMENT				INTELLIGENT TRANSPORTATION SYSTEMS		
	OPERATIONS		NATIONAL HIGHWAY PERFORMANCE		306,000	0	2019
	OPERATIONS		SDF STATE DEDICATED FUNDS		0	77,000	2019
2TSM20	TMC/ITS OPERATIONS AND MAINTENANCE 20				NYS DOT	250,000	09/2020
	TRANSPORTATION SYSTEM MANAGEMENT				INTELLIGENT TRANSPORTATION SYSTEMS		
	OPERATIONS		NATIONAL HIGHWAY PERFORMANCE		200,000	0	2020
	OPERATIONS		SDF STATE DEDICATED FUNDS		0	50,000	2020
2TSM21	TMC/ITS OPERATIONS AND MAINTENANCE 21				NYS DOT	250,000	09/2021
	TRANSPORTATION SYSTEM MANAGEMENT				INTELLIGENT TRANSPORTATION SYSTEMS		
	OPERATIONS		NATIONAL HIGHWAY PERFORMANCE		200,000	0	2021
	OPERATIONS		SDF STATE DEDICATED FUNDS		0	50,000	2021
2TTM17	PAVEMENT MARKING PROJECT 17				NYS DOT	2,943,000	12/2017
	SAFETY				PAVEMENT MARKINGS		
	SCOPING		SDF STATE DEDICATED FUNDS		0	17,000	2016
	SCOPING		STP FLEX		68,000	0	2016
	PRELIMINARY DESIGN		SDF STATE DEDICATED FUNDS		0	17,000	2016
	PRELIMINARY DESIGN		STP FLEX		68,000	0	2016
	DETAILED DESIGN		SDF STATE DEDICATED FUNDS		0	17,000	2017
	DETAILED DESIGN		STP FLEX		68,000	0	2017
	CONSTRUCTION		NATIONAL HIGHWAY PERFORMANCE		1,152,000	0	2018
	CONSTRUCTION		SDF STATE DEDICATED FUNDS		0	480,000	2018
	CONSTRUCTION		STP FLEX		768,000	0	2018
	CONSTRUCTION INSPECTION		NATIONAL HIGHWAY PERFORMANCE		138,000	0	2018
	CONSTRUCTION INSPECTION		SDF STATE DEDICATED FUNDS		0	58,000	2018
	CONSTRUCTION INSPECTION		STP FLEX		92,000	0	2018
2TTM18	PAVEMENT MARKING PROJECT 18				NYS DOT	2,943,000	12/2018
	SAFETY				PAVEMENT MARKINGS		
	SCOPING		SDF STATE DEDICATED FUNDS		0	17,000	2017
	SCOPING		STP FLEX		68,000	0	2017
	PRELIMINARY DESIGN		SDF STATE DEDICATED FUNDS		0	17,000	2017
	PRELIMINARY DESIGN		STP FLEX		68,000	0	2017
	DETAILED DESIGN		SDF STATE DEDICATED FUNDS		0	17,000	2018
	DETAILED DESIGN		STP FLEX		68,000	0	2018
	CONSTRUCTION		NATIONAL HIGHWAY PERFORMANCE		1,152,000	0	2019
	CONSTRUCTION		SDF STATE DEDICATED FUNDS		0	480,000	2019
	CONSTRUCTION		STP FLEX		768,000	0	2019
	CONSTRUCTION INSPECTION		NATIONAL HIGHWAY PERFORMANCE		138,000	0	2019
	CONSTRUCTION INSPECTION		SDF STATE DEDICATED FUNDS		0	58,000	2019
	CONSTRUCTION INSPECTION		STP FLEX		92,000	0	2019

<u>PIN</u>	<u>DESCRIPTION</u>		<u>RESP ORG</u>	<u>TOTAL</u>	<u>LET DATE</u>
PHASE	WORK TYPE	FUND SOURCE	Federal	Other	FFY
2TTM19	PAVEMENT MARKING PROJECT 19		<u>NYS DOT</u>	<u>2,943,000</u>	<u>12/2019</u>
	SAFETY				
					PAVEMENT MARKINGS
SCOPING		SDF STATE DEDICATED FUNDS	0	17,000	2019
SCOPING		STP FLEX	68,000	0	2019
PRELIMINARY DESIGN		SDF STATE DEDICATED FUNDS	0	17,000	2019
PRELIMINARY DESIGN		STP FLEX	68,000	0	2019
DETAILED DESIGN		SDF STATE DEDICATED FUNDS	0	17,000	2019
DETAILED DESIGN		STP FLEX	68,000	0	2019
CONSTRUCTION		NATIONAL HIGHWAY PERFORMANCE	1,152,000	0	2020
CONSTRUCTION		SDF STATE DEDICATED FUNDS	0	480,000	2020
CONSTRUCTION		STP FLEX	768,000	0	2020
CONSTRUCTION INSPECTION		NATIONAL HIGHWAY PERFORMANCE	138,000	0	2020
CONSTRUCTION INSPECTION		SDF STATE DEDICATED FUNDS	0	58,000	2020
CONSTRUCTION INSPECTION		STP FLEX	92,000	0	2020
2TTM20	PAVEMENT MARKING PROJECT 20		<u>NYS DOT</u>	<u>2,943,000</u>	<u>12/2020</u>
	SAFETY				
					PAVEMENT MARKINGS
SCOPING		SDF STATE DEDICATED FUNDS	0	17,000	2020
SCOPING		STP FLEX	68,000	0	2020
PRELIMINARY DESIGN		SDF STATE DEDICATED FUNDS	0	17,000	2020
PRELIMINARY DESIGN		STP FLEX	68,000	0	2020
DETAILED DESIGN		SDF STATE DEDICATED FUNDS	0	17,000	2020
DETAILED DESIGN		STP FLEX	68,000	0	2020
CONSTRUCTION		NATIONAL HIGHWAY PERFORMANCE	1,152,000	0	2021
CONSTRUCTION		SDF STATE DEDICATED FUNDS	0	480,000	2021
CONSTRUCTION		STP FLEX	768,000	0	2021
CONSTRUCTION INSPECTION		NATIONAL HIGHWAY PERFORMANCE	138,000	0	2021
CONSTRUCTION INSPECTION		SDF STATE DEDICATED FUNDS	0	58,000	2021
CONSTRUCTION INSPECTION		STP FLEX	92,000	0	2021
2TTM21	PAVEMENT MARKING PROJECT 21		<u>NYS DOT</u>	<u>255,000</u>	<u>12/2021</u>
	SAFETY				
					PAVEMENT MARKINGS
SCOPING		SDF STATE DEDICATED FUNDS	0	17,000	2021
SCOPING		STP FLEX	68,000	0	2021
PRELIMINARY DESIGN		SDF STATE DEDICATED FUNDS	0	17,000	2021
PRELIMINARY DESIGN		STP FLEX	68,000	0	2021
DETAILED DESIGN		SDF STATE DEDICATED FUNDS	0	17,000	2021
DETAILED DESIGN		STP FLEX	68,000	0	2021
2TTR18	SAFETY PROJECT 18		<u>NYS DOT</u>	<u>1,905,000</u>	<u>03/2019</u>
	SAFETY				
					TRAFFIC SIGNALS/DEVICES
SCOPING		SDF STATE DEDICATED FUNDS	0	74,000	2018
PRELIMINARY DESIGN		SDF STATE DEDICATED FUNDS	0	75,000	2018
DETAILED DESIGN		MAP 21 HIGHWAY SAFETY IMPROVEM	68,000	0	2018
DETAILED DESIGN		SDF STATE DEDICATED FUNDS	0	8,000	2018
CONSTRUCTION		MAP 21 HIGHWAY SAFETY IMPROVEM	1,350,000	0	2019
CONSTRUCTION		SDF STATE DEDICATED FUNDS	0	150,000	2019
CONSTRUCTION INSPECTION		MAP 21 HIGHWAY SAFETY IMPROVEM	162,000	0	2019
CONSTRUCTION INSPECTION		SDF STATE DEDICATED FUNDS	0	18,000	2019

PIN	DESCRIPTION		RESP ORG		TOTAL	LET DATE	
	PHASE	WORK TYPE	FUND	SOURCE	Federal	Other	FFY
2TTR19	SAFETY PROJECT 19				NYS DOT	1,905,000	03/2020
	SAFETY				TRAFFIC SIGNALS/DEVICES		
	SCOPING		SDF STATE DEDICATED FUNDS		0	74,000	2019
	PRELIMINARY DESIGN		SDF STATE DEDICATED FUNDS		0	75,000	2019
	DETAILED DESIGN		MAP 21 HIGHWAY SAFETY IMPROVEM		68,000	0	2019
	DETAILED DESIGN		SDF STATE DEDICATED FUNDS		0	8,000	2019
	CONSTRUCTION		MAP 21 HIGHWAY SAFETY IMPROVEM		1,350,000	0	2020
	CONSTRUCTION		SDF STATE DEDICATED FUNDS		0	150,000	2020
	CONSTRUCTION INSPECTION		MAP 21 HIGHWAY SAFETY IMPROVEM		162,000	0	2020
	CONSTRUCTION INSPECTION		SDF STATE DEDICATED FUNDS		0	18,000	2020
2TTR20	SAFETY PROJECT 20				NYS DOT	1,906,000	03/2021
	SAFETY				TRAFFIC SIGNALS/DEVICES		
	SCOPING		SDF STATE DEDICATED FUNDS		0	75,000	2020
	PRELIMINARY DESIGN		SDF STATE DEDICATED FUNDS		0	75,000	2020
	DETAILED DESIGN		MAP 21 HIGHWAY SAFETY IMPROVEM		68,000	0	2020
	DETAILED DESIGN		SDF STATE DEDICATED FUNDS		0	8,000	2020
	CONSTRUCTION		MAP 21 HIGHWAY SAFETY IMPROVEM		1,350,000	0	2021
	CONSTRUCTION		SDF STATE DEDICATED FUNDS		0	150,000	2021
	CONSTRUCTION INSPECTION		MAP 21 HIGHWAY SAFETY IMPROVEM		162,000	0	2021
	CONSTRUCTION INSPECTION		SDF STATE DEDICATED FUNDS		0	18,000	2021
2TTR21	SAFETY PROJECT 21				NYS DOT	225,000	03/2022
	SAFETY				TRAFFIC SIGNALS/DEVICES		
	SCOPING		SDF STATE DEDICATED FUNDS		0	74,000	2021
	PRELIMINARY DESIGN		SDF STATE DEDICATED FUNDS		0	75,000	2021
	DETAILED DESIGN		MAP 21 HIGHWAY SAFETY IMPROVEM		68,000	0	2021
	DETAILED DESIGN		SDF STATE DEDICATED FUNDS		0	8,000	2021
2TTS17	TRAFFIC SYSTEMS IMPROVEMENT PROJECT 17				NYS DOT	1,529,000	10/2017
	SAFETY				TRAFFIC SIGNALS/DEVICES		
	SCOPING		SDF STATE DEDICATED FUNDS		0	12,000	2016
	SCOPING		STP FLEX		48,000	0	2016
	PRELIMINARY DESIGN		SDF STATE DEDICATED FUNDS		0	12,000	2016
	PRELIMINARY DESIGN		STP FLEX		48,000	0	2016
	DETAILED DESIGN		SDF STATE DEDICATED FUNDS		0	12,000	2017
	DETAILED DESIGN		STP FLEX		48,000	0	2017
	RIGHT OF WAY INCIDENTALS		SDF STATE DEDICATED FUNDS		0	2,000	2016
	RIGHT OF WAY ACQUISITION		SDF STATE DEDICATED FUNDS		0	1,000	2017
	RIGHT OF WAY ACQUISITION		STP FLEX		2,000	0	2017
	CONSTRUCTION		NATIONAL HIGHWAY PERFORMANCE		547,000	0	2017
	CONSTRUCTION		SDF STATE DEDICATED FUNDS		0	240,000	2018
	CONSTRUCTION		STP FLEX		413,000	0	2017
	CONSTRUCTION INSPECTION		NATIONAL HIGHWAY PERFORMANCE		66,000	0	2017
	CONSTRUCTION INSPECTION		SDF STATE DEDICATED FUNDS		0	28,000	2018
	CONSTRUCTION INSPECTION		STP FLEX		50,000	0	2017

PIN	DESCRIPTION		FUND	SOURCE	RESP ORG	TOTAL	LET DATE
	PHASE	WORK TYPE			Federal	Other	FFY
2TTS18	TRAFFIC SYSTEMS IMPROVEMENT PROJECT 18				NYS DOT	1,529,000	10/2018
	SAFETY				TRAFFIC SIGNALS/DEVICES		
	SCOPING		SDF STATE DEDICATED FUNDS		0	12,000	2017
	SCOPING		STP FLEX		48,000	0	2017
	PRELIMINARY DESIGN		SDF STATE DEDICATED FUNDS		0	12,000	2017
	PRELIMINARY DESIGN		STP FLEX		48,000	0	2017
	DETAILED DESIGN		SDF STATE DEDICATED FUNDS		0	12,000	2018
	DETAILED DESIGN		STP FLEX		48,000	0	2018
	RIGHT OF WAY INCIDENTALS		SDF STATE DEDICATED FUNDS		0	2,000	2017
	RIGHT OF WAY ACQUISITION		SDF STATE DEDICATED FUNDS		0	3,000	2018
	CONSTRUCTION		NATIONAL HIGHWAY PERFORMANCE		547,000	0	2018
	CONSTRUCTION		SDF STATE DEDICATED FUNDS		0	240,000	2019
	CONSTRUCTION		STP FLEX		413,000	0	2018
	CONSTRUCTION INSPECTION		NATIONAL HIGHWAY PERFORMANCE		66,000	0	2018
	CONSTRUCTION INSPECTION		SDF STATE DEDICATED FUNDS		0	28,000	2019
	CONSTRUCTION INSPECTION		STP FLEX		50,000	0	2018
2TTS19	TRAFFIC SYSTEMS IMPROVEMENT PROJECT 19				NYS DOT	1,529,000	10/2019
	SAFETY				TRAFFIC SIGNALS/DEVICES		
	SCOPING		SDF STATE DEDICATED FUNDS		0	12,000	2018
	SCOPING		STP FLEX		48,000	0	2018
	PRELIMINARY DESIGN		SDF STATE DEDICATED FUNDS		0	12,000	2018
	PRELIMINARY DESIGN		STP FLEX		48,000	0	2018
	DETAILED DESIGN		SDF STATE DEDICATED FUNDS		0	12,000	2019
	DETAILED DESIGN		STP FLEX		48,000	0	2019
	RIGHT OF WAY INCIDENTALS		SDF STATE DEDICATED FUNDS		0	2,000	2018
	RIGHT OF WAY ACQUISITION		SDF STATE DEDICATED FUNDS		0	3,000	2019
	CONSTRUCTION		NATIONAL HIGHWAY PERFORMANCE		547,000	0	2019
	CONSTRUCTION		SDF STATE DEDICATED FUNDS		0	240,000	2020
	CONSTRUCTION		STP FLEX		413,000	0	2019
	CONSTRUCTION INSPECTION		NATIONAL HIGHWAY PERFORMANCE		66,000	0	2019
	CONSTRUCTION INSPECTION		SDF STATE DEDICATED FUNDS		0	28,000	2020
	CONSTRUCTION INSPECTION		STP FLEX		50,000	0	2019
2TTS20	TRAFFIC SYSTEMS IMPROVEMENT PROJECT 20				NYS DOT	1,529,000	10/2020
	SAFETY				TRAFFIC SIGNALS/DEVICES		
	SCOPING		SDF STATE DEDICATED FUNDS		0	12,000	2019
	SCOPING		STP FLEX		48,000	0	2019
	PRELIMINARY DESIGN		SDF STATE DEDICATED FUNDS		0	12,000	2019
	PRELIMINARY DESIGN		STP FLEX		48,000	0	2019
	DETAILED DESIGN		SDF STATE DEDICATED FUNDS		0	12,000	2020
	DETAILED DESIGN		STP FLEX		48,000	0	2020
	RIGHT OF WAY INCIDENTALS		SDF STATE DEDICATED FUNDS		0	2,000	2019
	RIGHT OF WAY ACQUISITION		SDF STATE DEDICATED FUNDS		0	3,000	2020
	CONSTRUCTION		NATIONAL HIGHWAY PERFORMANCE		547,000	0	2020
	CONSTRUCTION		SDF STATE DEDICATED FUNDS		0	240,000	2021
	CONSTRUCTION		STP FLEX		413,000	0	2020
	CONSTRUCTION INSPECTION		NATIONAL HIGHWAY PERFORMANCE		66,000	0	2020
	CONSTRUCTION INSPECTION		SDF STATE DEDICATED FUNDS		0	28,000	2021
	CONSTRUCTION INSPECTION		STP FLEX		50,000	0	2020

PIN	DESCRIPTION		RESP ORG		TOTAL	LET DATE	
	PHASE	WORK TYPE	FUND	SOURCE	Federal	Other	FFY
2TTS21	TRAFFIC SYSTEMS IMPROVEMENT PROJECT 21		NYS DOT		1,261,000	10/2021	
	SAFETY	TRAFFIC SIGNALS/DEVICES					
	SCOPING	SDF STATE DEDICATED FUNDS			0	12,000	2020
	SCOPING	STP FLEX			48,000	0	2020
	PRELIMINARY DESIGN	SDF STATE DEDICATED FUNDS			0	12,000	2020
	PRELIMINARY DESIGN	STP FLEX			48,000	0	2020
	DETAILED DESIGN	SDF STATE DEDICATED FUNDS			0	12,000	2021
	DETAILED DESIGN	STP FLEX			48,000	0	2021
	RIGHT OF WAY INCIDENTALS	SDF STATE DEDICATED FUNDS			0	2,000	2020
	RIGHT OF WAY ACQUISITION	SDF STATE DEDICATED FUNDS			0	3,000	2021
	CONSTRUCTION	NATIONAL HIGHWAY PERFORMANCE			547,000	0	2021
	CONSTRUCTION	STP FLEX			413,000	0	2021
	CONSTRUCTION INSPECTION	NATIONAL HIGHWAY PERFORMANCE			66,000	0	2021
	CONSTRUCTION INSPECTION	STP FLEX			50,000	0	2021
2TTS22	TRAFFIC SYSTEMS IMPROVEMEN 22, VARIOUS LOCATIONS, REGIONWIDE		NYS DOT		122,000	10/2022	
	SAFETY	TRAFFIC SIGNALS/DEVICES					
	SCOPING	SDF STATE DEDICATED FUNDS			0	12,000	2021
	SCOPING	STP FLEX			48,000	0	2021
	PRELIMINARY DESIGN	SDF STATE DEDICATED FUNDS			0	12,000	2021
	PRELIMINARY DESIGN	STP FLEX			48,000	0	2021
	RIGHT OF WAY INCIDENTALS	SDF STATE DEDICATED FUNDS			0	2,000	2021
200411	ROUTE 51 OVER CANAL, CSX & RT 5 BRIDGE REHAB		NYS DOT		4,289,000	01/2017	
	REHABILITATION	GENERAL BRIDGE REHABILITATION					
	PRELIMINARY DESIGN	SDF STATE DEDICATED FUNDS			0	5,000	2016
	PRELIMINARY DESIGN	STP FLEX			20,000	0	2016
	DETAILED DESIGN	NATIONAL HIGHWAY PERFORMANCE			66,000	0	2016
	DETAILED DESIGN	SDF STATE DEDICATED FUNDS			0	36,000	2016
	DETAILED DESIGN	STP FLEX			80,000	0	2016
	RIGHT OF WAY ACQUISITION	SDF STATE DEDICATED FUNDS			0	3,000	2016
	RIGHT OF WAY ACQUISITION	STP FLEX			13,000	0	2016
	CONSTRUCTION	NATIONAL HIGHWAY PERFORMANCE			1,192,000	0	2017
	CONSTRUCTION	SDF STATE DEDICATED FUNDS			0	712,000	2017
	CONSTRUCTION	STP FLEX			1,656,000	0	2017
	CONSTRUCTION INSPECTION	NATIONAL HIGHWAY PERFORMANCE			119,000	0	2017
	CONSTRUCTION INSPECTION	SDF STATE DEDICATED FUNDS			0	71,000	2017
	CONSTRUCTION INSPECTION	STP FLEX			166,000	0	2017
	CONSTRUCTION RAILROAD FORCE ACCOUNT	NATIONAL HIGHWAY PERFORMANCE			120,000	0	2017
	CONSTRUCTION RAILROAD FORCE ACCOUNT	SDF STATE DEDICATED FUNDS			0	30,000	2017
201207	RT 169 / STONEY CREEK (BIN 1039050) T/FAIRFIELD		NYS DOT		1,302,000	09/2017	
	NEW CONSTRUCTION & RECONSTRUCTION	BRIDGE REPLACEMENT: STRUCTURAL					
	DETAILED DESIGN	SDF STATE DEDICATED FUNDS			0	28,000	2017
	DETAILED DESIGN	STP FLEX			112,000	0	2017
	RIGHT OF WAY ACQUISITION	SDF STATE DEDICATED FUNDS			0	4,000	2017
	RIGHT OF WAY ACQUISITION	STP FLEX			16,000	0	2017
	CONSTRUCTION	SDF STATE DEDICATED FUNDS			0	204,000	2017
	CONSTRUCTION	STP FLEX			816,000	0	2017
	CONSTRUCTION INSPECTION	SDF STATE DEDICATED FUNDS			0	24,000	2017
	CONSTRUCTION INSPECTION	STP FLEX			98,000	0	2017
205101	RT 921G: SALISBURY CENTER, T/SALISBURY, HERKIMER COUNTY		NYS DOT		75,000		
	REHABILITATION	MULTI COURS OVRLY (VPP/OGS DEL CONTRACT)					
	CONSTRUCTION	PIT S&A PROJECTS			0	75,000	2016

PIN	DESCRIPTION		FUND SOURCE	RESP ORG	TOTAL	LET DATE
	PHASE	WORK TYPE		Federal	Other	FFY
205675	RT 8 BRIDGE REPLACE @ 5, 8 & 12 INTERCH. T/N.HARTFORD, UTICA			NYSDOT	17,458,000	11/2020
	NEW CONSTRUCTION & RECONSTRUCTION			BRIDGE REPLACEMENT: FUNCTIONAL		
	DETAILED DESIGN		NATIONAL HIGHWAY PERFORMANCE	726,000	0	2018
	DETAILED DESIGN		SDF STATE DEDICATED FUNDS	0	182,000	2018
	RIGHT OF WAY ACQUISITION		NATIONAL HIGHWAY PERFORMANCE	42,000	0	2018
	RIGHT OF WAY ACQUISITION		SDF STATE DEDICATED FUNDS	0	10,000	2018
	CONSTRUCTION		NATIONAL HIGHWAY PERFORMANCE	12,096,000	0	2020
	CONSTRUCTION		SDF STATE DEDICATED FUNDS	0	3,024,000	2021
	CONSTRUCTION INSPECTION		NATIONAL HIGHWAY PERFORMANCE	1,103,000	0	2020
	CONSTRUCTION INSPECTION		SDF STATE DEDICATED FUNDS	0	275,000	2021
208805	RT 921B (BURRSTONE RD) / RT 5,8,12 (NORTH-SOUTHART) UTICA			NYSDOT	8,080,000	01/2017
	REHABILITATION			BRIDGE DECK TREATMENT		
	CONSTRUCTION		NATIONAL HIGHWAY PERFORMANCE	5,840,000	0	2017
	CONSTRUCTION		SDF STATE DEDICATED FUNDS	0	1,460,000	2017
	CONSTRUCTION INSPECTION		NATIONAL HIGHWAY PERFORMANCE	584,000	0	2017
	CONSTRUCTION INSPECTION		SDF STATE DEDICATED FUNDS	0	146,000	2017
	CONSTRUCTION RAILROAD FORCE ACCOUNT		NATIONAL HIGHWAY PERFORMANCE	40,000	0	2017
	CONSTRUCTION RAILROAD FORCE ACCOUNT		SDF STATE DEDICATED FUNDS	0	10,000	2017
232614	RT 5A & RT 5S: ORISKANY BLVD STORM SEWER PROJECT, UTICA			NYSDOT	100,000	07/2015
	ENVIRONMENTAL IMPROVEMENTS			WATER QUALITY		
	CONSTRUCTION RAILROAD FORCE ACCOUNT		NATIONAL HIGHWAY PERFORMANCE	80,000	0	2016
	CONSTRUCTION RAILROAD FORCE ACCOUNT		SDF STATE DEDICATED FUNDS	0	20,000	2016
265042	NORTH WASHINGTON ST ENHANCEMENT PROJ, V/ HERKIMER			LOCAL	745,000	07/2016
	REHABILITATION			REHABILITATE PEDESTRIAN FACILITIES		
	CONSTRUCTION		LOCAL GOVERNMENT UNIT	0	135,000	2016
	CONSTRUCTION		SAFE ROUTE TO SCHOOL	540,000	0	2016
	CONSTRUCTION INSPECTION		LOCAL GOVERNMENT UNIT	0	14,000	2016
	CONSTRUCTION INSPECTION		SAFE ROUTE TO SCHOOL	56,000	0	2016
265047	FORT HERKIMER CHURCH TO LOCK 18 ERIE CANALWAY TRAIL, HERK CO			THRUWAY	1,668,000	12/2016
	TRAVEL DEMAND MANAGEMENT			NEW/IMPROVED SHARED USE PATHS		
	PRELIMINARY DESIGN		NYS THRUWAY	0	30,000	2016
	DETAILED DESIGN		NYS THRUWAY	0	80,000	2016
	CONSTRUCTION		MAP 21 TAP SMALL URBAN	986,000	0	2016
	CONSTRUCTION		NYS THRUWAY	0	422,000	2017
	CONSTRUCTION INSPECTION		NYS THRUWAY	0	150,000	2017
275251	PROSPECT-TRENTON FALLS RD/FEEDER			NYSDOT	1,174,000	02/2017
	NEW CONSTRUCTION & RECONSTRUCTION			BRIDGE REPLACEMENT: STRUCTURAL		
	DETAILED DESIGN		SDF STATE DEDICATED FUNDS	0	10,000	2016
	DETAILED DESIGN		STP OFF SYSTEM BRIDGE	40,000	0	2016
	CONSTRUCTION		SDF STATE DEDICATED FUNDS	0	204,000	2017
	CONSTRUCTION		STP OFF SYSTEM BRIDGE	800,000	0	2017
	CONSTRUCTION INSPECTION		SDF STATE DEDICATED FUNDS	0	24,000	2017
	CONSTRUCTION INSPECTION		STP OFF SYSTEM BRIDGE	96,000	0	2017
280519	BRIDGE CLEANING PROJECT			NYSDOT	253,000	01/2013
	CYCLICAL HIGHWAY MAINTENANCE			BRIDGE CLEANING		
	MISCELLANEOUS		SDF STATE DEDICATED FUNDS	0	253,000	2017

PIN	DESCRIPTION		FUND	SOURCE	RESP ORG	TOTAL	LET DATE
	PHASE	WORK TYPE			Federal	Other	FFY
280532	RT 5S: SAFETY PROJECT, CITY OF UTICA				NYS DOT	13,019,000	07/2017
	SAFETY	CHANNELIZATION					
	DETAILED DESIGN	MAP 21 HIGHWAY SAFETY IMPROVEM			720,000	0	2016
	DETAILED DESIGN	SDF STATE DEDICATED FUNDS			0	80,000	2016
	RIGHT OF WAY INCIDENTALS	HIGHWAY SAFETY IMPROVEMENT PR			58,000	0	2016
	RIGHT OF WAY INCIDENTALS	SDF STATE DEDICATED FUNDS			0	6,000	2016
	RIGHT OF WAY ACQUISITION	HIGHWAY SAFETY IMPROVEMENT PR			157,000	0	2016
	RIGHT OF WAY ACQUISITION	SDF STATE DEDICATED FUNDS			0	17,000	2016
	CONSTRUCTION	MAP 21 HIGHWAY SAFETY IMPROVEM			9,777,000	0	2017
	CONSTRUCTION	SDF STATE DEDICATED FUNDS			0	1,086,000	2017
	CONSTRUCTION INSPECTION	MAP 21 HIGHWAY SAFETY IMPROVEM			1,006,000	0	2017
	CONSTRUCTION INSPECTION	SDF STATE DEDICATED FUNDS			0	112,000	2017
280566	TRAFFIC SYSTEMS IMPROVEMENT PROJECT 15				NYS DOT	1,015,000	03/2017
	SAFETY	TRAFFIC SIGNALS/DEVICES					
	RIGHT OF WAY ACQUISITION	SDF STATE DEDICATED FUNDS			0	3,000	2016
	CONSTRUCTION	NATIONAL HIGHWAY PERFORMANCE			120,000	0	2017
	CONSTRUCTION	SDF STATE DEDICATED FUNDS			0	184,000	2017
	CONSTRUCTION	STP FLEX			600,000	0	2017
	CONSTRUCTION INSPECTION	NATIONAL HIGHWAY PERFORMANCE			14,000	0	2017
	CONSTRUCTION INSPECTION	SDF STATE DEDICATED FUNDS			0	21,000	2017
	CONSTRUCTION INSPECTION	STP FLEX			73,000	0	2017
280567	CULVERT REPAIR / REPLACEMENT PROJECT 16				NYS DOT	2,551,000	12/2016
	MISCELLANEOUS APPURTENANCES	CULVERT REPLACEMENT/REPAIRS					
	DETAILED DESIGN	SDF STATE DEDICATED FUNDS			0	20,000	2016
	DETAILED DESIGN	STP FLEX			80,000	0	2016
	RIGHT OF WAY ACQUISITION	SDF STATE DEDICATED FUNDS			0	11,000	2016
	RIGHT OF WAY ACQUISITION	STP FLEX			43,000	0	2016
	CONSTRUCTION	NATIONAL HIGHWAY PERFORMANCE			1,297,000	0	2017
	CONSTRUCTION	SDF STATE DEDICATED FUNDS			0	428,000	2017
	CONSTRUCTION	STP FLEX			415,000	0	2017
	CONSTRUCTION INSPECTION	NATIONAL HIGHWAY PERFORMANCE			156,000	0	2017
	CONSTRUCTION INSPECTION	SDF STATE DEDICATED FUNDS			0	51,000	2017
	CONSTRUCTION INSPECTION	STP FLEX			50,000	0	2017
280571	OVERHEAD SIGN STRUCTURE PROJECT 16				NYS DOT	1,195,000	11/2016
	NEW CONSTRUCTION & RECONSTRUCTION	OVERHEAD SIGN STRUCTURE					
	DETAILED DESIGN	SDF STATE DEDICATED FUNDS			0	15,000	2016
	DETAILED DESIGN	STP FLEX			60,000	0	2016
	CONSTRUCTION	NATIONAL HIGHWAY PERFORMANCE			790,000	0	2016
	CONSTRUCTION	SDF STATE DEDICATED FUNDS			0	200,000	2017
	CONSTRUCTION	STP FLEX			10,000	0	2016
	CONSTRUCTION INSPECTION	NATIONAL HIGHWAY PERFORMANCE			94,000	0	2016
	CONSTRUCTION INSPECTION	SDF STATE DEDICATED FUNDS			0	24,000	2017
	CONSTRUCTION INSPECTION	STP FLEX			2,000	0	2016
280572	BRIDGE PAINTING, 4 LOCATIONS, ONEIDA, HERKIMER, AND MONT. CO				NYS DOT	1,120,000	10/2016
	CYCLICAL HIGHWAY MAINTENANCE	BRIDGE PAINTING					
	CONSTRUCTION	SDF STATE DEDICATED FUNDS			0	200,000	2017
	CONSTRUCTION	STP OFF SYSTEM BRIDGE			800,000	0	2016
	CONSTRUCTION INSPECTION	SDF STATE DEDICATED FUNDS			0	24,000	2017
	CONSTRUCTION INSPECTION	STP OFF SYSTEM BRIDGE			96,000	0	2016

PIN	DESCRIPTION		FUND	SOURCE	RESP ORG	TOTAL		LET DATE
	PHASE	WORK TYPE			Federal	Other	FFY	
280574	CRACK SEALING PROJECT 16				NYS DOT	1,120,000	12/2016	
	PREVENTIVE MAINTENANCE				CLEAN AND SEAL CRACKS			
	CONSTRUCTION		SDF STATE DEDICATED FUNDS		0	200,000		2017
	CONSTRUCTION		STP FLEX		800,000	0		2017
	CONSTRUCTION INSPECTION		SDF STATE DEDICATED FUNDS		0	24,000		2017
	CONSTRUCTION INSPECTION		STP FLEX		96,000	0		2017
280575	PAVEMENT MARKING PROJECT 16				NYS DOT	2,773,000	12/2016	
	SAFETY				PAVEMENT MARKINGS			
	DETAILED DESIGN		SDF STATE DEDICATED FUNDS		0	17,000		2016
	DETAILED DESIGN		STP FLEX		68,000	0		2016
	CONSTRUCTION		NATIONAL HIGHWAY PERFORMANCE		1,152,000	0		2017
	CONSTRUCTION		SDF STATE DEDICATED FUNDS		0	480,000		2017
	CONSTRUCTION		STP FLEX		768,000	0		2017
	CONSTRUCTION INSPECTION		NATIONAL HIGHWAY PERFORMANCE		138,000	0		2017
	CONSTRUCTION INSPECTION		SDF STATE DEDICATED FUNDS		0	58,000		2017
	CONSTRUCTION INSPECTION		STP FLEX		92,000	0		2017
280576	ROADSIDE SAFETY/GUIDERAIL PROJECT 16				NYS DOT	3,413,000	02/2017	
	SAFETY				GUIDERAIL INSTALLATION/IMPROVEMENT			
	DETAILED DESIGN		SDF STATE DEDICATED FUNDS		0	20,000		2016
	DETAILED DESIGN		STP FLEX		80,000	0		2016
	CONSTRUCTION		NATIONAL HIGHWAY PERFORMANCE		1,440,000	0		2017
	CONSTRUCTION		SDF STATE DEDICATED FUNDS		0	612,000		2017
	CONSTRUCTION		STP FLEX		960,000	0		2017
	CONSTRUCTION INSPECTION		NATIONAL HIGHWAY PERFORMANCE		144,000	0		2017
	CONSTRUCTION INSPECTION		SDF STATE DEDICATED FUNDS		0	61,000		2017
	CONSTRUCTION INSPECTION		STP FLEX		96,000	0		2017
280577	CULVERT REPAIR / REPLACEMENT PROJECT 17				NYS DOT	2,543,000	07/2017	
	MISCELLANEOUS APPURTENANCES				CULVERT REPLACEMENT/REPAIRS			
	SCOPING		SDF STATE DEDICATED FUNDS		0	10,000		2016
	SCOPING		STP FLEX		40,000	0		2016
	PRELIMINARY DESIGN		SDF STATE DEDICATED FUNDS		0	20,000		2016
	PRELIMINARY DESIGN		STP FLEX		80,000	0		2016
	DETAILED DESIGN		SDF STATE DEDICATED FUNDS		0	20,000		2017
	DETAILED DESIGN		STP FLEX		80,000	0		2017
	RIGHT OF WAY ACQUISITION		SDF STATE DEDICATED FUNDS		0	2,000		2017
	RIGHT OF WAY ACQUISITION		STP FLEX		6,000	0		2017
	CONSTRUCTION		NATIONAL HIGHWAY PERFORMANCE		514,000	0		2017
	CONSTRUCTION		SDF STATE DEDICATED FUNDS		0	408,000		2017
	CONSTRUCTION		STP FLEX		1,118,000	0		2017
	CONSTRUCTION INSPECTION		NATIONAL HIGHWAY PERFORMANCE		62,000	0		2017
	CONSTRUCTION INSPECTION		SDF STATE DEDICATED FUNDS		0	49,000		2017
	CONSTRUCTION INSPECTION		STP FLEX		134,000	0		2017

PIN	DESCRIPTION		FUND	SOURCE	RESP ORG	TOTAL	LET DATE
	PHASE	WORK TYPE			Federal	Other	FFY
280578	PM PAVEMENT: SR 5, 49 & 840, ONEIDA CO				NYS DOT	5,696,000	04/2017
	PREVENTIVE MAINTENANCE						COLD MILL 1" TO 1 1/2"; REPLACE W/ 1 1/2" HOT MIX OVERLAY
	SCOPING		NATIONAL HIGHWAY PERFORMANCE		52,000	0	2016
	SCOPING		SDF STATE DEDICATED FUNDS		0	18,000	2016
	SCOPING		STP FLEX		20,000	0	2016
	PRELIMINARY DESIGN		NATIONAL HIGHWAY PERFORMANCE		104,000	0	2016
	PRELIMINARY DESIGN		SDF STATE DEDICATED FUNDS		0	36,000	2016
	PRELIMINARY DESIGN		STP FLEX		40,000	0	2016
	DETAILED DESIGN		NATIONAL HIGHWAY PERFORMANCE		104,000	0	2017
	DETAILED DESIGN		SDF STATE DEDICATED FUNDS		0	36,000	2017
	DETAILED DESIGN		STP FLEX		40,000	0	2017
	CONSTRUCTION		NATIONAL HIGHWAY PERFORMANCE		2,732,000	0	2017
	CONSTRUCTION		SDF STATE DEDICATED FUNDS		0	969,000	2017
	CONSTRUCTION		STP FLEX		1,068,000	0	2017
	CONSTRUCTION INSPECTION		NATIONAL HIGHWAY PERFORMANCE		273,000	0	2017
	CONSTRUCTION INSPECTION		SDF STATE DEDICATED FUNDS		0	97,000	2017
	CONSTRUCTION INSPECTION		STP FLEX		107,000	0	2017
280579	PM PAVEMENT: SR 5, MADISON CO LN TO SCONONDOA ST ONEIDA CO				NYS DOT	2,258,000	04/2017
	PREVENTIVE MAINTENANCE						SINGLE COURSE OVERLAY (D CONTRACT)
	SCOPING		NATIONAL HIGHWAY PERFORMANCE		28,000	0	2016
	SCOPING		SDF STATE DEDICATED FUNDS		0	7,000	2016
	PRELIMINARY DESIGN		NATIONAL HIGHWAY PERFORMANCE		56,000	0	2016
	PRELIMINARY DESIGN		SDF STATE DEDICATED FUNDS		0	14,000	2016
	DETAILED DESIGN		NATIONAL HIGHWAY PERFORMANCE		56,000	0	2017
	DETAILED DESIGN		SDF STATE DEDICATED FUNDS		0	14,000	2017
	CONSTRUCTION		NATIONAL HIGHWAY PERFORMANCE		1,480,000	0	2017
	CONSTRUCTION		SDF STATE DEDICATED FUNDS		0	377,000	2017
	CONSTRUCTION INSPECTION		NATIONAL HIGHWAY PERFORMANCE		180,000	0	2017
	CONSTRUCTION INSPECTION		SDF STATE DEDICATED FUNDS		0	46,000	2017
280580	PM PAVEMENT: SR 5, SR 13 TO WAMPSVILLE, MADISON CO				NYS DOT	1,200,000	04/2018
	PREVENTIVE MAINTENANCE						SINGLE COURSE OVERLAY (D CONTRACT)
	SCOPING		NATIONAL HIGHWAY PERFORMANCE		18,000	0	2016
	SCOPING		SDF STATE DEDICATED FUNDS		0	4,000	2016
	PRELIMINARY DESIGN		NATIONAL HIGHWAY PERFORMANCE		35,000	0	2016
	PRELIMINARY DESIGN		SDF STATE DEDICATED FUNDS		0	9,000	2016
	DETAILED DESIGN		NATIONAL HIGHWAY PERFORMANCE		35,000	0	2017
	DETAILED DESIGN		SDF STATE DEDICATED FUNDS		0	9,000	2017
	CONSTRUCTION		NATIONAL HIGHWAY PERFORMANCE		775,000	0	2018
	CONSTRUCTION		SDF STATE DEDICATED FUNDS		0	198,000	2018
	CONSTRUCTION INSPECTION		NATIONAL HIGHWAY PERFORMANCE		93,000	0	2018
	CONSTRUCTION INSPECTION		SDF STATE DEDICATED FUNDS		0	24,000	2018
280581	PM PVT: SR 13 & 31 ONEIDA CO				NYS DOT	4,596,000	04/2018
	REHABILITATION						COLD-IN-PLACE RECYCL W/OVERLAY (OGS/D CONTR)
	SCOPING		SDF STATE DEDICATED FUNDS		0	17,000	2017
	SCOPING		STP FLEX		68,000	0	2017
	PRELIMINARY DESIGN		SDF STATE DEDICATED FUNDS		0	34,000	2017
	PRELIMINARY DESIGN		STP FLEX		136,000	0	2017
	DETAILED DESIGN		SDF STATE DEDICATED FUNDS		0	35,000	2017
	DETAILED DESIGN		STP FLEX		139,000	0	2017
	CONSTRUCTION		SDF STATE DEDICATED FUNDS		0	770,000	2018
	CONSTRUCTION		STP FLEX		3,019,000	0	2018
	CONSTRUCTION INSPECTION		SDF STATE DEDICATED FUNDS		0	77,000	2018
	CONSTRUCTION INSPECTION		STP FLEX		302,000	0	2018

PIN	DESCRIPTION		FUND	SOURCE	RESP ORG	TOTAL	LET DATE
	PHASE	WORK TYPE			Federal	Other	FFY
<u>280584</u>	<u>PM PVT: SR 8, SR 12-N GAGE RD, ONEIDA CO</u>				<u>NYS DOT</u>	<u>4,847,000</u>	<u>04/2018</u>
	PREVENTIVE MAINTENANCE				SINGLE COURSE OVERLAY (D CONTRACT)		
	SCOPING		SDF STATE DEDICATED FUNDS		0	18,000	2017
	SCOPING		STP FLEX		72,000	0	2017
	PRELIMINARY DESIGN		SDF STATE DEDICATED FUNDS		0	36,000	2017
	PRELIMINARY DESIGN		STP FLEX		144,000	0	2017
	DETAILED DESIGN		SDF STATE DEDICATED FUNDS		0	37,000	2017
	DETAILED DESIGN		STP FLEX		147,000	0	2017
	CONSTRUCTION		SDF STATE DEDICATED FUNDS		0	811,000	2018
	CONSTRUCTION		STP FLEX		3,182,000	0	2018
	CONSTRUCTION INSPECTION		SDF STATE DEDICATED FUNDS		0	81,000	2018
	CONSTRUCTION INSPECTION		STP FLEX		318,000	0	2018
<u>280585</u>	<u>PM PVT: SR 5S, SR167-MON CO LN, HERKIMER CO</u>				<u>NYS DOT</u>	<u>5,452,000</u>	<u>04/2019</u>
	REHABILITATION				COLD-IN-PLACE RECYCL W/OVERLAY (OGS/D CONTR)		
	SCOPING		SDF STATE DEDICATED FUNDS		0	20,000	2018
	SCOPING		STP FLEX		82,000	0	2018
	PRELIMINARY DESIGN		SDF STATE DEDICATED FUNDS		0	41,000	2018
	PRELIMINARY DESIGN		STP FLEX		163,000	0	2018
	DETAILED DESIGN		SDF STATE DEDICATED FUNDS		0	42,000	2018
	DETAILED DESIGN		STP FLEX		166,000	0	2018
	CONSTRUCTION		SDF STATE DEDICATED FUNDS		0	912,000	2019
	CONSTRUCTION		STP FLEX		3,578,000	0	2019
	CONSTRUCTION INSPECTION		SDF STATE DEDICATED FUNDS		0	91,000	2019
	CONSTRUCTION INSPECTION		STP FLEX		358,000	0	2019
Records:	882		193,058,320		47,222,000	238,210,000.00	

{DW_PROJECT.REGION_NUM}="02" AND
 //({DW_PROJECT.MAJOR_PIN} startswith ['2A'] and
 {DW_PROJECT.PROJ_STUS_CDE} startswith ['A','CO'] and
 {DW_PROJ_FNDG_DTL.PROJ_TRNS_TYP_CDE} startswith 'P' and
 {DW_PROJ_WORK_TYPE.PRMY_WRK_TYP_IND} = 'Y' and
 {DW_PROJ_GEO_LOCN.GEO_LOCN_TYPE_CDE}='MPO' AND
 {@MPO}='HOCTS' AND
 {DW_PROJ_FNDG_DTL.TRNS_OBLG_DATE} in Date (2016,01,01) to Date (2021,9,30)

TRANSIT PROJECTS

These are the principal tables of the TIP. They list by year all federally funded highway and transit projects programmed for the two-county area. They depict future transportation project actions intended for the HOCTS area. Projects shown in the first year of the TIP may be carried over to the subsequent year of the TIP if the project cannot be let as originally programmed with no need for an amendment to the TIP.

Schedules shown are based on availability of funds in future State and Federal budgets and appropriations

**TRANSIT OPERATING ASSISTANCE
URBANIZED AREA FORMULA PROGRAM**

SECTION 5307 COMBINED OPERATING ASSISTANCE, PREVENTIVE MAINTENANCE & CAPITAL INVESTMENT

	PROJECT DESCRIPTION	FUNDING MATCH	FFY 2016	TOTAL 5-YEAR COST	FFY 2017	FFY 2018	FFY 2019	FFY 2020	FFY 2021
	Centro of Oneida Utica	Federal	1.634	24.30	4.849	4.249	5.271	5.082	4.846
		State	0.204	6.787	1.356	1.281	1.409	1.385	1.356
		Local	0.204	6.787	1.356	1.281	1.409	1.385	1.356
		TOTAL		2.043	37.87	7.561	6.811	8.089	7.853

FTA Section 5307 OPERATING ASSISTANCE

PIN	PROJECT DESCRIPTION	FUNDING MATCH	FFY 2016	TOTAL 5-YEAR COST	FFY 2017	FFY 2018	FFY 2019	FFY 2020	FFY 2021
282170	Centro of Oneida Utica	Federal	0.340	2.000	2.000	2.000	2.000	2.000	2.000
		State	0.043	10.750	1.000	1.000	1.000	1.000	1.000
		Local	0.043	1.807	1.000	1.000	1.000	1.000	1.000
		TOTAL		0.425	20.000	4.000	4.000	4.000	4.000

FTA Section 5307/5339 CAPITAL INVESTMENT PROJECTS

PIN	PROJECT DESCRIPTION	MATCH	FFY 2016	YEAR COST	FFY 2017	FFY 2018	FFY 2019	FFY 2020	FFY 2021
282171	Centro of Oneida Utica Call-a-bus (Paratransit Vehicle)	Federal	0.000	0.751	0.495	0.000	0.256	0.000	0.000
		State	0.000	0.094	0.062	0.000	0.032	0.000	0.000
		Local	0.000	0.094	0.062	0.000	0.032	0.000	0.000
		TOTAL		0.000	0.939	0.619	0.000	0.320	0.000
282172	Centro of Oneida Utica Supervisory Vehicle	Federal	0.030	0.114	0.030	0.000	0.000	0.060	0.024
		State	0.004	0.014	0.004	0.000	0.000	0.008	0.003
		Local	0.003	0.014	0.004	0.000	0.000	0.008	0.003
		TOTAL		0.036	0.143	0.038	0.000	0.000	0.075
282173	Centro of Oneida Rome Service Truck	Federal	0.000	0.080	0.040	0.000	0.000	0.000	0.040
		State	0.000	0.010	0.005	0.000	0.000	0.000	0.005
		Local	0.000	0.010	0.005	0.000	0.000	0.000	0.005
		TOTAL		0.000	0.100	0.050	0.000	0.000	0.000
282174	Centro of Oneida Utica Service Truck Utica	Federal	0.000	0.480	0.080	0.000	0.000	0.320	0.080
		State	0.000	0.060	0.010	0.000	0.000	0.040	0.010
		Local	0.000	0.060	0.010	0.000	0.000	0.040	0.010
		TOTAL		0.000	0.600	0.100	0.000	0.000	0.400
282175	Centro of Oneida Rome 2 Replacement Transit buses	Federal	0.000	0.720	0.000	0.000	0.720	0.000	0.000
		State	0.000	0.090	0.000	0.000	0.090	0.000	0.000
		Local	0.000	0.090	0.000	0.000	0.090	0.000	0.000
		TOTAL		0.000	0.900	0.000	0.000	0.900	0.000
282176	Centro of Oneida Utica 4 Transit BusesReplacements	Federal	0.000	0.360	0.000	0.000	0.000	0.000	0.360
		State	0.000	0.045	0.000	0.000	0.000	0.000	0.045
		Local	0.000	0.045	0.000	0.000	0.000	0.000	0.045
		TOTAL		0.000	0.450	0.000	0.000	0.000	0.000
282177	Centro of Oneida Rome 3 Transit BusesReplacements	Federal	0.000	0.360	0.000	0.000	0.000	0.360	0.000
		State	0.000	0.045	0.000	0.000	0.000	0.045	0.000
		Local	0.000	0.045	0.000	0.000	0.000	0.045	0.000
		TOTAL		0.000	0.450	0.000	0.000	0.000	0.450

CAPITAL ASSISTANCE

TRANSPORTATION IMPROVEMENT PROGRAM (MILLIONS)

UTICA		FTA Sections 5307	PROGRAM YEARS							
PIN	PROJECT DESCRIPTION	FUNDING MATCH	FFY 2016	TOTAL 5-YEAR COST	FFY 2017	FFY 2018	FFY 2019	FFY 2020	FFY 2021	LEAD AGENCY
282169 (TIP ONLY)	ALLOCATION (CAPITAL-estimated)	Federal	1.770	11.432	2.204	2.249	2.295	2.342	2.342	CENTRO ONEIDA
		State	0.221	1.429	0.276	0.281	0.287	0.293	0.293	
		Local	0.221	1.429	0.276	0.281	0.287	0.293	0.293	
		TOTAL	2.213	14.290	2.755	2.811	2.869	2.928	2.928	

CAPITAL ASSISTANCE

TRANSPORTATION IMPROVEMENT PROGRAM (MILLIONS)

UTICA		FTA Sections 5339	PROGRAM YEARS							
PIN	PROJECT DESCRIPTION	FUNDING MATCH	FFY 2016	TOTAL 5-YEAR COST	FFY 2017	FFY 2018	FFY 2019	FFY 2020	FFY 2021	LEAD AGENCY
282180	ALLOCATION (CAPITAL-estimated)	Federal	0.000	1.130	0.220	0.223	0.227	0.230	0.230	CENTRO ONEIDA
		State	0.000	0.141	0.028	0.028	0.028	0.029	0.029	
		Local	0.000	0.141	0.028	0.028	0.028	0.029	0.029	
		TOTAL	0.000	1.413	0.275	0.279	0.284	0.288	0.288	

RURAL TRANSIT

FTA SECTION 5311 OPERATING ASSISTANCE
RURAL AREA FORMULA PROGRAM

PIN	PROJECT DESCRIPTION	FUNDING MATCH	Program Years							Lead Agency
			FFY 2016	TOTAL 5-YEAR COST	FFY 2017	FFY 2018	FFY 2019	FFY 2020	FFY 2021	
282155	ONEIDA COUNTY RURAL TRANSIT BBT	Federal	0.145	0.725	0.145	0.145	0.145	0.145	0.145	ONEIDA COUNTY
		State	0.018	0.090	0.018	0.018	0.018	0.018	0.018	
		Local	0.018	0.090	0.018	0.018	0.018	0.018	0.018	
		TOTAL	0.181	0.905	0.181	0.181	0.181	0.181	0.181	

FTA Sections 5311 & 5311 f & 5339 Capital Assistance & SDF

Anticipated individual projects to be awarded from block funding:

PIN	PROJECT DESCRIPTION	FUNDING MATCH	PROGRAM YEARS							LEAD AGENCY	FUNDING SOURCE
			FFY 2016	TOTAL 5 YEAR COST	FFY 2017	FFY 2018	FFY 2019	FFY 2020	FFY 2021		
282156	BUSES - 8 - TYPE III MED-DUTY-MID SIZE REPLACEMENTS W/LIFT	Federal	0.000	0.616	0.000	0.000	0.000	0.299	0.317	ONEIDA COUNTY BBT	FTA SECTION 5311 or 5339
		State	0.000	0.077	0.000	0.000	0.000	0.037	0.040		
		Local	0.000	0.077	0.000	0.000	0.000	0.037	0.040		
		TOTAL	0.000	0.770	0.000	0.000	0.000	0.374	0.396		
282157	BUSES - 3 - TYPE IV MED-DUTY-MID SIZE REPLACEMENTS W/LIFT	Federal	0.000	0.408	0.000	0.000	0.000	0.408	0.000	ONEIDA COUNTY BBT	FTA SECTION 5311 or 5339
		State	0.000	0.048	0.000	0.000	0.000	0.048	0.000		
		Local	0.000	0.048	0.000	0.000	0.000	0.048	0.000		
		TOTAL	0.000	0.504	0.000	0.000	0.000	0.504	0.000		
282158	BUSES - 4 - 45 FT REPLACEMENTS W/LIFT	Federal	0.000	1.434	0.472	0.472	0.000	0.000	0.490	ONEIDA COUNTY BBT	FTA SECTION 5311 or 5339
		State	0.000	0.179	0.059	0.059	0.000	0.000	0.061		
		Local	0.000	0.179	0.059	0.059	0.000	0.000	0.061		
		TOTAL	0.000	1.792	0.590	0.590	0.000	0.000	0.610		
282160	BUS SURVEILLANCE CAMERAS SYSTEM (1) (2 busses per year)	Federal	0.018	0.018	0.018	0.000	0.000	0.000	0.000	ONEIDA COUNTY BBT	FTA SECTION 5311f
		State	0.002	0.002	0.002	0.000	0.000	0.000	0.000		
		Local	0.002	0.002	0.002	0.000	0.000	0.000	0.000		
		TOTAL	0.023	0.022	0.023	0.000	0.000	0.000	0.000		
282159	SUPERVISORY VEHICLE	Federal	0.000	0.023	0.000	0.000	0.023	0.000	0.000	ONEIDA COUNTY BBT	FTA SECTION 5311
		State	0.000	0.003	0.000	0.000	0.003	0.000	0.000		
		Local	0.000	0.003	0.000	0.000	0.003	0.000	0.000		
		TOTAL	0.000	0.029	0.000	0.000	0.029	0.000	0.000		

(1) Illustrative in representation. Not yet guaranteed funding and/or final project status.

FTA SECTION 5310 PROGRAM - CAPITAL INVESTMENT
Enhanced Mobility of Seniors and Individuals with Disabilities
TRANSPORTATION IMPROVEMENT PROGRAM (MILLIONS)

FTA SECTION 5310 - Region 2 Allocation

PIN	PROJECT DESCRIPTION	FUNDING MATCH	TOTAL 5-YEAR COST							Lead Agency
			FFY 2016	FFY 2017	FFY 2018	FFY 2019	FFY 2020	FFY 2021		
282190	Allocation (capital - estimated)	Federal	0.197	0.197	0.197	0.197	0.197	0.197	Oneida County	
		State	0.025	0.025	0.025	0.025	0.025	0.025		
		Local	0.025	0.025	0.025	0.025	0.025	0.025		
		TOTAL	0.247	0.246	0.246	0.246	0.246	0.246		

Anticipated individual projects to be awarded from block funding:

	PROJECT DESCRIPTION	FUNDING MATCH	TOTAL 5-YEAR COST							Lead Agency
			FFY 2016	FFY 2017	FFY 2018	FFY 2019	FFY 2020	FFY 2021		
HOCTS127 282191	HERK CO OFA ADA Vehicle W/ LIFTS	Federal	0.033						HERKIMER COUNTY OFA	
		State	0.004							
		Local	0.004							
		TOTAL	0.041	0.000	0.000	0.000	0.000	0.000		
HOCTS128 282192	VALLEY HEALTH REPLACEMENT 2 Vehicles	Federal	0.069						VALLEY HEALTH SERVICES	
		State	0.009							
		Local	0.009							
		TOTAL	0.087	0.000	0.000	0.000	0.000	0.000		
HOCTS129 282193	PRES. HOME REPLACEMENT 2 Vehicles	Federal	0.072						PRESBYTERI AN HOMES	
		State	0.009							
		Local	0.009							
		TOTAL	0.090	0.000	0.000	0.000	0.000	0.000		
HOCTS130 282194	NYSARC ONEIDA-LEWIS REPLACEMENT 1 Vehicle	Federal	0.093						NYS ARC ONEIDA - LEWIS	
		State	0.012							
		Local	0.012							
		TOTAL	0.117	0.000	0.000	0.000	0.000	0.000		
HOCTS131 282195	VISITING NURSE ASSOC 1 Vehicle	Federal	0.034						VISITING ASSOC	
		State	0.005							
		Local	0.004							
		TOTAL	0.043	0.000	0.000	0.000	0.000	0.000		
HOCTS132 282196	MOBILITY MNGT Continuation of Program from New Freedom	Federal	0.202						ELDERLIFE	
		State	0.025							
		Local	0.025							
		TOTAL	0.252	0.000	0.000	0.000	0.000	0.000		

Appendix B - HOCTS Self-Certification

HOCTS 2016 Self-Certification

A. REQUIRED AGREEMENTS

The Herkimer Oneida Counties Transportation Study (HOCTS) is the designated MPO for urban transportation planning and programming in the Utica Urbanized Area. Transportation planning in Herkimer and Oneida Counties is carried out by HOCTS. HOCTS is a cooperative effort by local, state, and federal agencies for conducting transportation planning activities in Herkimer and Oneida Counties. HOCTS was created during 1963 (in compliance with the Federal Highway Act of 1962) in order to establish transportation goals and objectives on a local basis. The Herkimer-Oneida Counties Governmental Policy and Liaison Committee (GP&L) has been designated as the region's Metropolitan Planning Organization (MPO) for transportation by the Governor of New York for urban the Utica-Rome Urbanized Area..

As is the case with all MPOs in New York State, HOCTS is not a legal entity in and of itself. It depends upon a host agency to provide payroll and legal services and to contract with consultants for planning studies. The County of Oneida and more specifically, the Oneida County Department of Planning acts as HOCTS host agency. All HOCTS dedicated and shared staff is employed by the County of Oneida and work in the Department of Planning Office located at the Boehlert Center at Union Station, 321 Main Street, 3rd Floor, Utica, NY. The current HOCTS dedicated staff positions include Transportation Program Manager, Associate Planner and Planning Specialist. HOCTS shared staffing with its host agency include the positions of GIS Coordinator, Senior GIS Analyst, GIS Analyst, GIS Tech II (2 positions), Principal Account Clerk, Data Processing Clerk, Census Data Affiliate/Principal Planner, Secretary, and Commissioner of Planning. The staff has the responsibility of managing consultant studies specified in the UPWP, conducting technical analyses, purchasing of supplies and equipment, and carrying out the balance of the duties necessary to function as an MPO. Oneida County services as a member of the various HOCTS committees and provide payroll services, audits, accounting and legal services for HOCTS. The host agency agreement between the HOCTS and Oneida County was renewed in 2012 for a term of ten years lasting through 2022.

HOCTS has completed all necessary agreements to establish the appropriate process for carrying out the required transportation planning and programming activities for its designated metropolitan planning area.

B. PLANNING/ TECHNICAL

1. Unified Planning Work Program (UPWP)

The Herkimer-Oneida Counties Transportation Study adopted a Unified Planning Work Program for 2016-2017 in March of 2016. The work program includes ongoing public participation activities, data collection and performance measurement tasks, traffic modeling, technical assistance to municipalities, Geographic Information system (GIS) work, long range plan development, and corridor-planning activities described in support of issues identified in the current HOCTS Long Range Plan. The Local Transportation Planning Assistance Program is also designed to be responsive to individual member municipality requests subject to Planning Committee approval, for assistance with transportation related studies that are in support of the HOCTS long range transportation plan, TIP, performance measures, and stated priorities and goals.

2. Transportation Plan

HOCTS LRTP Update 2035 Long Range Transportation Plan was adopted in December 2014. The LRTP lists all current State and Federal planning factors and emphasis areas as well as HOCTS own planning principles, goals, and priorities. Through analysis of data, regional priorities and projects are identified as candidates for implementation through HOCTS Unified Planning Work Program and Transportation Improvement Program. An expanded public survey for the LRTP was conducted and there was an aggressive outreach campaign, which included 6 public meetings, a six month public comment period and a public hearing. A complete overhaul of the LRTP has been planned since the 2016-2017 UPWP with an effort to create a user friendly document and conform with additional performance based planning and programing requirements from FHWA and FTA. An update to the LRTP will be initiated in 2017, with expected approval in December 2019 and cover a period of 2020 through 2040.

3. The Transportation Improvement Program (TIP)

The 2014-2018 Transportation Improvement Program is the current MPO capital program. It was approved by HOCTS in June 2013. The draft 2017-2021 Transportation Improvement Program (TIP) was released on May 15, 2016, for public review and comment. It is reviewed by the Policy Committee at their June 2016 meeting for approval and formal submission to NYSDOT for inclusion in the STIP. Conformity approval is not required for the TIP on account of the classification of the Utica-Rome area as air quality attainment for the 2008 ozone standard effective as of July 20, 2012 and the United States Environmental Protection Agency's revocation of conformity requirements effective on July 20 of 2013.

During development of the TIP document, fiscal constraint was applied in coordination with NYSDOT Region 2. HOCTS worked closely with its members and NYSDOT Region 2 to identify appropriate projects that could safely be deferred as a result of program limitations. Through these and similar coordinated efforts the current TIP has remained both balanced and fiscally constrained. Individual projects are clearly identifiable and are consistent with the adopted HOCTS Long Range Transportation Plan.

TIP amendment procedures are consistent with guidance from federal regulatory agencies. The amendment procedures have been revised and will be affective with the approval of the 2017-2021 TIP. Revisions were deemed necessary to streamline the management of the TIP, clarify procedures, define what qualifies for an amendment and an administrative modification and to develop a timely management system for projects listed on the TIP.

The 2017-2021 TIP has been developed consistent with the HOCTS Long Range Transportation Plan Update 2035, as required by MAP-21 and the FAST Act, to the extent that those regulations are finalized. The TIP contains a priority list of projects and strategies for five years based on a financial plan and it includes descriptions (type of work, termini, length, cost, phases and related information) for each project. The TIP is financially constrained by program year and conforms to the most recent NYS SIP. The TIP projects reflect goals contained in the approved HOCTS planning documents. If changes occur after the final approval, the TIP will be amended to reflect this. The TIP is a multi-year document, which provides a mechanism for amendments to create flexibility in achieving transportation projects that benefit the transportation network for the entire NYSDOT Region 2 and the HOCTS MPO area.

4. Technical Studies and Emphasis Areas

Technical studies are proceeding consistent with the current UPWP. Core program work will continue in areas of Geographic Information Systems (GIS), traffic volume counts and pavement scoring, non-motorized transportation (bicycle, pedestrian, trail and horse and buggy) systems, regional transit (urban and rural), mobility management and transit coordination. The locally developed Public Transit-Human Services Transportation Plan will be implemented through the Transportation Coordination Committee (TCC) which includes representatives of public, private, and non-profit transportation human services providers, as described federal requirements. The Plan updates will continue to be used in support of previous Section 5310 applications, the new enhanced Section 5310 projects, mobility management activities, and as a foundation to guide the TCC. The plan will be updated to be FAST Act compliant as guidance is released.

In effort to stretch the transportation dollars coming into the region and have a greater impact on the member municipality's transportation network a local transportation planning assistance program has been in concluded to provide a mechanism which supports quality transportation planning in member municipalities and agencies. Expanded UPWP and identified LTRP needs delve into projects that include street address mapping for safety enhancement, addressing needs to enhance the non-motorized trail network, developing the multi-modal opportunities in the area, exploring freight impacts in the MPA, facilitating proactive planning to marry economic developments into the existing transportation framework, fostering new advisory committees to ensure all are represented, working with partner agencies to effectively identify means to resolve transportation system concerns and integrating newer technologies to ensure the sustainability of the transportation network. HOCTS continues to conduct studies and to assist in the progress of other agency studies that are related to advancing the HOCTS LRTP, address transportation issues that are important to the community, improve quality of life and promote economic development. Studies are conducted in a thorough and timely manner.

5. Special Considerations in the Transportation Planning Process

a. Title VI: HOCTS staff will continue to ensure compliance with Title VI of the Civil Rights Act of 1964, the Americans with Disabilities Act of 1990, Executive Order 12898 on Environmental Justice and related statutes and implementing regulations as they relate to the HOCTS planning process. The internal operation HOCTS, its staff and participating agencies, and the products of the planning process are designed to address equal opportunity and accessibility concerns. Title VI/DBE reports are submitted on a semi-annual basis to NYSDOT.

(i) Environmental Justice: The Environmental Justice (EJ) review is updated as plans and regional demographics change and will be updated in the 2016-2017 UPWP program year. HOCTS maintains compliance to ensure that no person shall be excluded from participation in, be denied the benefits of, or be otherwise subjected to discrimination in the transportation planning process. Outreach to senior organizations, low mobility population and LEP populations were conducted as part of the LRTP update and FTA 5310 and 5311 solicitations. Periodic review of local demographics indicates that that the varieties of ethnic populations are steadily growing within the MPA.

(ii) Limited English Proficiency (LEP): At current time there is a large Limited English Population (LEP) that needs to be targeted for more direct inclusion in transportation planning programs. The extent of this need will be fleshed out and the data will be assessed in conjunction with EJ update mentioned above.

(iii) Americans with Disabilities Act (ADA): HOCTS works to provide education of and training on ADA requirements within its MPA. Special considerations for elderly and disabled persons are consistent with ADA requirements and are provided in the transportation planning process and in community participation projects. The building where HOCTS office is located is ADA accessible. All meetings of HOCTS are held at locations that are ADA accessible and reachable via public transit routes.

(iv) Disadvantaged Business Enterprises: DBE reports are submitted to NYSDOT Main Office on a timely basis. HOCTS complies with all NYSDOT DBE Plan language.

b. Private Operators: Consideration is given to private transportation providers. Private transportation operators will be considered and involved in any future planning efforts to develop additional services to rural areas, particularly as part of the implementation of the Coordinated Human Services Transportation Plan, which will be updated in 2016. Additional inclusion is achieved through the Transit Coordination Committee (TCC), which developed as an off-shoot of the 2012 Coordinated Human Services Transportation Plan. The Committee meets four to six times a year and focuses on identify needs and as a networking resource for transportation providers.

c. Planning Factors: Up-to-date State and Federal planning factors and emphasis areas are used to develop HOCTS plans and programs and to guide project selection processes. HOCTS staff continues to maintain its relationships with local land use planning organizations through communication and consultation. Programming instructions consistent with NYSDOT's Forward Four principles, emphasizing maintenance and preservation activities over "worst-first" infrastructure replacement projects, have been thoroughly incorporated within the development of the draft 2017- 21 TIP.

Eight planning factors are listed in the MAP-21 legislation and these factors provide a framework for transportation planning and development in the MPO planning area. These planning factors strive to:

1. Support the economic vitality of the metropolitan area, especially by enabling global competitiveness, productivity and efficiency.
2. Increase the safety of the transportation system for motorized and non-motorized users.
3. Increase the security of the transportation system for all users.
4. Increase the accessibility and mobility options available to people and for freight.
5. Protect and enhance the environment, promote energy conservation, and improve quality of life.
6. Enhance integration and connectivity of the transportation system, across and between modes throughout the state, for people and freight.
7. Promote efficient system management and operation.
8. Emphasize the preservation of the existing transportation system.

**The FAST Act has enacted additional new planning factors to be considered in projects and strategies, which are:

9. Improve resiliency and reliability of the system.
10. Reduce or mitigate storm-water impacts on surface transportation.
11. Enhance travel and tourism.

d. Congestion Management Process: No process in place. Not required because HOCTS MPA is within an attainment area.

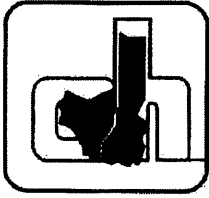
e. **Public Involvement:** The HOCTS Public Participation Plan (PPP) was updated and approved in 2016. HOCTS actively solicits public involvement through media, public meetings, mailings, and at events where the public gathers. HOCTS staff regularly meets with local officials, participates in public meetings, and hold public information meetings and planning forums to involve the general public and concerned businesses and agencies. Special efforts are made to involve freight and transit users in all corridor and related planning activities. All meetings of HOCTS Planning and Policy Committees are open to the public. Local newspapers are notified of meetings. The agendas for those meetings regularly include a section for "Public Comment". Legal notices are issued during the development of all core publications, announcing the opportunity for public review and comment, as prescribed by the PPP. The HOCTS website contains all recent MPO meeting agendas, work products, meeting minutes and the most current versions of annual or recurring documents. The website allows for public comment on publications and provides opportunities for the public to contact staff to ask questions about any transportation concern they may have, and is also a portal that allows for participation in the LRTP survey and other surveys that HOCTS develops for project specific input.

C. ADMINISTRATIVE/ MANAGEMENT

1. **PROGRESS REPORTS** are prepared twice per year to report on progress of UPWP activities. They are submitted within one month of the close Quarter 1 & 2 (April 1 to September 30) and Quarter 3 & 4 (October 1 to March 31), as Semi-Annual Reports for the current UPWP. They are submitted to the NYSDOT, FHWA, and FTA as complete and comprehensive reports.
2. **BILLS** are submitted and paid based on the processing schedule of the host agency, Oneida County. Vendor inquiries for delayed reimbursements are infrequent. The Oneida County Department of Planning submits bills on a quarterly basis. Bills are paid out as they are received and generally take less than 30 days to process.
3. **AUDITS** are completed in a timely manner in conjunction with the host agency.
4. **ANNUAL PROGRAM** is closed out within 3 years in cooperation with NYSDOT.
5. **MPO BUDGET** is regularly monitored and updated as needed.
6. **CONSULTANT SELECTION PROCESS** HOCTS utilizes its host agency's consultant selection process that is followed for all professional services agreements. HOCTS also verifies that all consultant selection is in compliance with an applicable NYSDOT, FHWA or FTA requirements for fund source being utilized. DBE provisions are integrated into the host agency's process and for HOCTS included in all reviews prior to award.

- 7. CENTRAL STAFF/HOST RELATIONS** are positive and amicable. MPO staff are accorded equal status as Oneida County staff. Recruitment of staff can be challenging due to Oneida County salary restrictions for planning staff positions. The limited staff turnover for HOCTS offsets the impact of limited salary offerings on recruitment. Quality office space and support services to accommodate HOCTS staff and activities are provided. Staff has good political support within the planning and programming area.
- 8. DECISION MAKING** ability is effective in the HOCTS area. The public is outspoken on many issues and members listen and fully consider expressed public concerns. Committees are competently and sufficiently staffed. Planning Committee meetings are well attended; reaching consensus decisions has not been a problem. The Policy Committee typically meets four times a year with additional meetings held if specific actions are required and time is of the essence. Policy Committee meetings are normally well attended and usually can reach a majority decision with general discussion. Members are consulted frequently on regional and local matters concerning their jurisdictions.
- 9. GOVERNANCE:** In 2012 the HOCTS agency, the County of Oneida, renewed its agreement with NYSDOT through March 2022. The format of the new agreement was consistent with a new model recently developed by NYSDOT. The hosting arrangement allows HOCTS staff to advance its work without any undue influence from any particular member municipality. The Policy and Planning committees have consistent and balanced representation from throughout the program area, including *all* urban area municipalities. HOCTS operating and staffing plans were last updated in 2001 and reconsidered as recently as January of 2014.
- 10. PROCUREMENT:** HOCTS staff is aware of the procurement requirements of FTA funding recipients, including those listed within the FTA Circular Guidance 4220.1F, Third Party Contracting Requirements, and the FTA Master Agreement. FTA-related expenditures are documented. Procurements by HOCTS utilizing FTA funds are infrequent, if there are any FTA funded procurements in the future, HOCTS staff will be in communication with NYSDOT to ensure that this process is followed carefully.

Appendix C - **RESOLUTIONS**



HERKIMER-ONEIDA COUNTIES GOVERNMENTAL POLICY AND LIAISON COMMITTEE

Boehlert Center at Union Station, 321 Main St., Utica, NY 13501 Telephone (315) 798-5710 FAX: (315) 798-5852

planning@ocgov.net

GOVERNMENTAL POLICY AND LIAISON COMMITTEE

BERNARD PEPLINSKI, SR. (Chairman)
Chairman, Herkimer County Legislature

ANTHONY J. PICENTE, JR. (Vice-Chairman)
Oneida County Executive

JAMES W. WALLACE
Herkimer County Administrator

VINCENT J. BONO, Chairman
Planning & Development Committee
Herkimer County Legislature

BRUCE WEAKLEY, Chairman
Highways Committee
Herkimer County Legislature

TIMOTHY J. SEYMOUR, Commissioner
Herkimer County Social Services

GERALD J. FIORINI, Chairman
Oneida County Board of Legislators

GEORGE E. JOSEPH, Majority Leader
Oneida County Board of Legislators

PHILIP M. SACCO, Minority Leader
Oneida County Board of Legislators

BRIAN D. MILLER, Chairman
Public Works Committee
Oneida County Board of Legislators

ROBERT M. PALMIERI, Mayor
City of Utica

JACQUELINE M. IZZO, Mayor
City of Rome

ANTHONY C. LEONE, JR., Mayor
Village of Yorkville

JOHN BIALEK, Mayor
Village of New York Mills

FRANK SPATTO, Supervisor
Town of German Flatts

BRIAN M. SCHULTZ, Chairman
Central New York Regional
Transportation Authority

MATTHEW J. DRISCOLL, Commissioner
NYS Department of Transportation

JOANNE M. MAHONEY, Chair
NYS Thruway Authority Board of Directors

JOHN R. KENT, JR. (Secretary)
Program Director
Herkimer-Oneida Counties
Comprehensive Planning Program

HOCTS Resolution No. 2016-27

Approval of the FFY 2017-2021 Transportation Improvement Program for the Utica Urbanized Area and Rural Herkimer Oneida Counties

WHEREAS, Part 450, Subpart B, 23 CFR Chapter I and Part 613, Subpart B, 49 CFR Chapter VI as published in the Federal Register of June 30, 1983, require the development of a Transportation Improvement Program (TIP) within the Utica Urbanized Area; and

WHEREAS, the Federal regulations require that the TIP be a staged multi-year program of transportation improvement projects consistent with the long range transportation plan, and include first year project allocations; and

WHEREAS, the Governmental Policy and Liaison (GP&L) Committee has been designated by the Governor of New York State as the Metropolitan Planning Organization (MPO) responsible, together with the State, for the comprehensive, continuous and coordinated transportation planning process for the Utica Urbanized Area; and

WHEREAS, the GP&L Committee understands that the non-urbanized area elements of the TIP, as well as, projects funded by sources other than those cited in the Federal regulations are identified for the purpose of comprehensiveness and for guidance to parties responsible for the implementation of such projects; and

WHEREAS, there is a need to efficiently administer and implement the projects contained in the TIP, it is recognized that project costs, fund sources and scheduling shown in the TIP are reasonable estimates which may change during the course of project development; and

WHEREAS, the Fixing America's Surface Transportation (FAST) Act, requires that the TIP be "Fiscally Constrained" by Federal Fiscal Year (FFY) and by fund category. This TIP is fiscally constrained by year using estimates of current and or reasonably available fund sources; and

WHEREAS, a "Project Selection" process is described in the TIP in order to advance an already approved project to the first year of the approved TIP without the need for an amendment; and

WHEREAS, it is recognized that all projects programmed to be obligated that can not be let or implemented are construed to be included in the first year program; and


WHEREAS, the regional public and private transit operators and other interested parties have been advised of and involved in the planning process and the development of the TIP and the local share of projects is provided for in their upcoming budgets; and


WHEREAS, the GP&L Committee, in compliance with the Clean Air Act Amendments of 1990, and with the HOCTS metropolitan planning area to be an attainment area, it considers the proposed FFY 2017-2021 TIP to be consistent with the Statewide Implementation Plan (SIP) recommendations; and

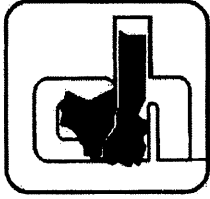
THEREFORE, BE IT RESOLVED, that the GP&L Committee continues to recognize the Long Range Transportation Plan Update 2035, approved December 2014, as the long range metropolitan transportation plan; and

BE IT FURTHER RESOLVED, that the GP&L Committee approves the attached FFY 2017- 2021 TIP for the HOCTS MPA and that the priorities and project selections contained in this document reflect the needs and priorities of Herkimer and Oneida Counties and correlate with NYSDOT Region 2 and remain in effect until revised or amended by further TIP action; and

BE IT FURTHER RESOLVED, that the GP&L Committee directs the Secretary to submit this resolution and appropriate documentation of the program through the New York State Commissioner of Transportation to the Federal Highway Administration and Federal Transit Administration, as the 2017-2021 TIP for the HOCTS metropolitan planning area; and


Bernard Peplinski, Sr. 6/16/16
Chairman Date


John R. Kent, Jr. 6.16.2016
Secretary Date



HERKIMER-ONEIDA COUNTIES GOVERNMENTAL POLICY AND LIAISON COMMITTEE

Boehlert Center at Union Station, 321 Main St., Utica, NY 13501 Telephone (315) 798-5710 FAX: (315) 798-5852

planning@ocgov.net

GOVERNMENTAL POLICY AND LIAISON COMMITTEE

BERNARD PEPLINSKI, SR. (Chairman)
Chairman, Herkimer County Legislature

ANTHONY J. PICENTE, JR. (Vice-Chairman)
Oneida County Executive

JAMES W. WALLACE
Herkimer County Administrator

VINCENT J. BONO, Chairman
Planning & Development Committee
Herkimer County Legislature

BRUCE WEAKLEY, Chairman
Highways Committee
Herkimer County Legislature

TIMOTHY J. SEYMOUR, Commissioner
Herkimer County Social Services

GERALD J. FIORINI, Chairman
Oneida County Board of Legislators

GEORGE E. JOSEPH, Majority Leader
Oneida County Board of Legislators

PHILIP M. SACCO, Minority Leader
Oneida County Board of Legislators

BRIAN D. MILLER, Chairman
Public Works Committee
Oneida County Board of Legislators

ROBERT M. PALMIERI, Mayor
City of Utica

JACQUELINE M. IZZO, Mayor
City of Rome

ANTHONY C. LEONE, JR., Mayor
Village of Yorkville

JOHN BIALEK, Mayor
Village of New York Mills

FRANK SPATTO, Supervisor
Town of German Flatts

BRIAN M. SCHULTZ, Chairman
Central New York Regional
Transportation Authority

MATTHEW J. DRISCOLL, Commissioner
NYS Department of Transportation

JOANNE M. MAHONEY, Chair
NYS Thruway Authority Board of Directors

JOHN R. KENT, JR. (Secretary)
Program Director
Herkimer-Oneida Counties
Comprehensive Planning Program

HOCTS Resolution 2016-28

Approval of the 2016 Self Certification of HOCTS Metropolitan Planning Process.

WHEREAS, the Governmental Policy and Liaison Committee (GP&L) has been designated by the Governor of New York State as the Metropolitan Planning Organization (MPO) responsible, together with the State, for the comprehensive, continuous and coordinated transportation planning process for the Utica Urbanized Area and rural Herkimer and Oneida Counties; and

WHEREAS, the State and the MPO must certify that the MPO planning process is being carried on in conformance with all applicable requirements of specific Federal acts and regulations; and

WHEREAS, it is the responsibility of the GP&L Committee to ensure that said policy, planning and programming process is consistent with applicable Federal and State Law, and is also consistent with all regulations pertaining to involvement of appropriate public and private transportation providers; and

WHEREAS, the GP&L Committee's metropolitan transportation planning process includes activities to support the development (LRTP) and implementation of a Long Range Transportation Plan and Transportation Improvement Program (TIP) and subsequent project development activities including the environmental impact assessment process; and


THEREFORE, BE IT RESOLVED, that in accordance with 23 CFR 450.306, 450.324 and 450.334, the GP&L Committee for the Utica Urbanized Area hereby certifies that the transportation planning process is addressing the major issues in the metropolitan planning area and is being conducted in accordance with applicable requirements of:

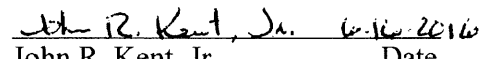
1. The provisions included in the Fixing America's Surface Transportation (FAST) Act to the extent implemented by regulation,
2. 23 U.S.C 134 and 135,
3. U.S.C. Section 5303 and 23 CFR 450 Subpart C;

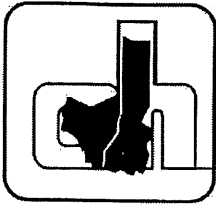
4. Title VI of the Civil Rights Act of 1964, as amended (42 U.S.C. 2000d-1) and 49 CFR part 21 and Environmental Justice and Limited English Proficiency requirements;
5. 49 U.S.C. 5352, prohibiting discrimination on the basis of race, color, creed, national origin, sex, or age in employment or business opportunity;
6. Section 1101 (b) (Pub. L. 109-59) and 49 CFR Part 26 regarding the involvement of disadvantaged business enterprises in USDOT funded projects;
7. 23 CFR part 230, regarding the implementation of an equal employment program on Federal and Federal-Aid highway construction contracts;
8. The provisions of the American with Disabilities Act of 1990 (42 U.S.C. 12101 et seq.) and 49 CFR parts 27, 37 and 38;
9. The Older Americans Act, as amended (42 U.S.C. 6101), prohibiting discrimination on the basis of age in programs or activities receiving Federal financial assistance;
10. Section 324 of title 23 U.S.C. regarding the prohibition of discrimination based on gender; and
11. Section 504 of the Rehabilitation Act of 1973 (29 U.S.C.) and 49 CFR part 27 regarding discrimination against individuals with disabilities.
12. In regard to Federal Transit Administration procurements, shall
 - a. Comply with FTA Circular Guidance 4220.1F, Third Party Contracting Requirements and the most current FTA Master Agreement,
 - b. Maintain a written history of all FTA-funded procurements, and
 - c. Incorporate clauses and certifications required for FTA program assistance funding.

BE IT FURTHER RESOLVED, that the GP&L Committee hereby certifies that the transportation planning process complies with all applicable federal laws and regulations including applicable requirements of the Federal Transit Act as amended by the FAST Act in December 2015; and

BE IT FURTHER RESOLVED, that the GP&L Committee hereby directs the Chairman to communicate this action to the appropriate State and Federal officials in the prescribed manner.


Bernard Peplinski, Sr. Date
Chairman 6/16/16


John R. Kent, Jr. 6-16-2016
Secretary Date



HERKIMER-ONEIDA COUNTIES GOVERNMENTAL POLICY AND LIAISON COMMITTEE

Boehlert Center at Union Station, 321 Main St., Utica, NY 13501 Telephone (315) 798-5710 FAX: (315) 798-5852

planning@ocgov.net

GOVERNMENTAL POLICY AND LIAISON COMMITTEE

ANTHONY J. PICENTE, JR. (Chairman)
Oneida County Executive

BERNARD PEPLINSKI, SR. (Vice-Chairman)
Chairman, Herkimer County Legislature

JAMES W. WALLACE
Herkimer County Administrator

VINCENT J. BONO, Chairman
Planning & Development Committee
Herkimer County Legislature

BRUCE WEAKLEY, Chairman
Highways Committee
Herkimer County Legislature

TIMOTHY J. SEYMOUR, Commissioner
Herkimer County Social Services

GERALD J. FIORINI, Chairman
Oneida County Board of Legislators

GEORGE E. JOSEPH, Majority Leader
Oneida County Board of Legislators

PHILIP M. SACCO, Minority Leader
Oneida County Board of Legislators

MICHAEL B. WATERMAN, Chairman
Public Works Committee
Oneida County Board of Legislators

ROBERT M. PALMIERI, Mayor
City of Utica

JACQUELINE M. IZZO, Mayor
City of Rome

TERRY A. LEONARD, Mayor
Village of Ilion

MICHAEL MAHONEY, Mayor
Village of Yorkville

JOHN BIALEK, Mayor
Village of New York Mills

SCOTT M. MUSACCHIO, Supervisor
Town of Verona

FRANK SPATTO, Supervisor
Town of German Flatts

BRIAN M. SCHULTZ, Chairman
Central New York Regional
Transportation Authority

MATTHEW J. DRISCOLL, Commissioner
NYS Department of Transportation

JOANNE M. MAHONEY, Chair
NYS Thruway Authority Board of Directors

JOHN R. KENT, JR. (Secretary)
Program Director
Herkimer-Oneida Counties
Comprehensive Planning Program

HOCTS Resolution No. 2017-02

Amendment to the FFY 2017-2021 Transportation Improvement Program Modification Process for the Utica Urbanized Area and Rural Herkimer Oneida Counties

WHEREAS, Part 450, Subpart B, 23 CFR Chapter I and Part 613, Subpart B, 49 CFR Chapter VI as published in the Federal Register of June 30, 1983, require the development of a Transportation Improvement Program (TIP) within the Utica Urbanized Area; and

WHEREAS, the Federal regulations require that the TIP be a staged multi-year program of transportation improvement projects consistent with the long range transportation plan, and include first year project allocations; and

WHEREAS, the Governmental Policy and Liaison (GP&L) Committee has been designated by the Governor of New York State as the Metropolitan Planning Organization (MPO) responsible, together with the State, for the comprehensive, continuous and coordinated transportation planning process for the Utica Urbanized Area; and


WHEREAS, there is a need to efficiently administer and implement the projects contained in the TIP, it is recognized that project costs, fund sources and scheduling shown in the TIP are reasonable estimates which may change during the course of project development; and

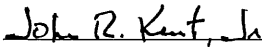
WHEREAS, a "TIP Modification Process" is described in the 2017-2021 TIP in order to provide guidance as to how to add, remove or revise the projects on the TIP; and

WHEREAS, it is necessary to update the "TIP Modification Process" in order to establish a more clear, concise and effective method for modifying the 2017-2021 TIP; and

THEREFORE BE IT RESOLVED, that the GP&L Committee approves the attached amendment to the TIP Modification Process which includes the text from pages 5-8 of the TIP, the TIP Modification Process Chart and the Written Justification Form for the FFY 2017- 2021 TIP for the HOCTS MPA; and

BE IT FURTHER RESOLVED, that the GP&L Committee hereby directs the Chairman to communicate this action to the appropriate State and Federal officials in the prescribed manner.


Anthony J. Picente, Jr. 3/14/17
Chairman Date


John R. Kent, Jr. 3.14.2017
Secretary Date

HOCTS Proposed TIP Modification Process	Low		Stringency of Requirements				High	
	Type of Action		Type of Action				Responsibility	
	Written Justification From Sponsoring Agency	Administrative Modification	E-Vote	TIP Amendment/Resolution	HOCTS or NYS DOT	TPC	GP&L	
1) Addition or Deletion								
1a) The Addition or Deletion of Any Phases for an Existing Project Without a Change to the Total Project Cost.		X			X			
1b) If Adding or Deleting Any Phases for an Existing Project and the Total Project Cost Changes, then go to 2.								
1c) Addition of Any Whole Project.				X		X	X	
1d) Deletion of Any Whole Project.				X		X	X	
2) Cost								
2a) Cost Change that Increases the Total Project Cost by 10% or More.				X		X	X	
2b) If Change Increases the Cost by Less than 10% Use Options 2c, 2d, or 2e. If Changing SDF (or other non-Federal funds) Within a Project or Phase, then go to 2f.								
2c) Cost Change <\$0.349999m		X			X			
2d) Cost Change >\$0.3500m and <\$0.749999m			X			X		
2e) Cost Change >\$0.749999m				X		X	X	
2f) Change of SDF (or other non-Federal funds) within Any Phase or Whole Project.	X				X			
3) Scope Change								
3a) A Scope Change for a Project Resulting in a Significant Change to the Project Limits, or Scope of Work.				X		X	X	
4) Fund Source Change (for existing project phases only)								
4a) Fund Source Change for Any Phase.		X			X			
4b) If Changing the Fund Source to SDF (or other non-Federal funds) then, go to 4c.								
4c) Change of a Fund Source for Any Phase to SDF (or other non-Federal funds).	X				X			
5) Schedule Change								
5a) Change in Funding Year for the Phases of Scoping, Preliminary Design, Detail Design, ROW Incidentals, ROW Acquisition, Other or MISC.	X				X			
5b) Change in Funding Year for the Phases of Construction or Construction Inspection.		X			X			
Clarifying Rules and Information								
If changes to a project allow it to fall under two or more different guidelines/categories above, always utilize the more stringent requirements.								
Once the TIP is adopted any changes must occur through the guidelines outlined above.								
The Project Selection Process guidelines only apply before the TIP is adopted and cannot be used to make changes to the adopted TIP.								
Phases are defined by the STIP and include:								
Scoping, Preliminary Design, ROW Incidentals, ROW Acquisition, Construction, Construction Inspection, Other and Miscellaneous								

HOCTS TIP/STIP Change Written Justification Form

Date Initiated:

TIP Year:

Project Information

PIN:

County/Counties:

Project Changes

Phase	Fund Source	Phase Cost	FFY

Total Project Cost:

Justification for Change

Appendix D – TIP Modification Forms

HOCTS TIP Modification Process

Type of Change	Stringency of Requirements →					Responsibility →		
	Low	Type of Action			High	HOCTS or NYSDOT	TPC	GP&L
	Written Justification From Sponsoring Agency	Administrative Modification	E- Vote	TIP Amendment/ Resolution				
1) Addition or Deletion								
1a) The Addition or Deletion of Any Phases for an Existing Project Without a Change to the Total Project Cost.		X			X			
1b) If Adding or Deleting Any Phases for an Existing Project and the Total Project Cost Changes, then go to 2.								
1c) Addition of Any Whole Project.				X		X	X	X
1d) Deletion of Any Whole Project.				X		X	X	X
2) Cost								
2a) Cost Change that Increases the Total Project Cost by 10% or More.				X		X	X	X
2b) If Change Increases the Cost by Less than 10% Use Options 2c, 2d, or 2e. If Changing SDF (or other non-Federal funds) Within a Project or Phase, then go to 2f.								
2c) Cost Change <\$0.349999m		X			X			
2d) Cost Change >\$0.350m and <\$0.749999m			X				X	
2e) Cost Change >\$0.749999m				X			X	X
2f) Change of SDF (or other non-Federal funds) within Any Phase or Whole Project.	X					X		
3) Scope Change								
3a) A Scope Change for a Project Resulting in a Significant Change to the Project Limits, or Scope of Work.				X		X	X	X
4) Fund Source Change (for existing project phases only)								
4a) Fund Source Change for Any Phase.		X					X	
4b) If Changing the Fund Source to SDF (or other non-Federal funds) then, go to 4c.								
4c) Change of a Fund Source for Any Phase to SDF (or other non-Federal funds).	X					X		
5) Schedule Change								
5a) Change in Funding Year for the Phases of Scoping, Preliminary Design, Detail Design, ROW Incidentals, ROW Acquisition, Other or MISC.	X					X		
5b) Change in Funding Year for the Phases of Construction or Construction Inspection.		X				X		
Clarifying Rules and Information								
If changes to a project allow it to fall under two or more different guidelines/categories above, always utilize the more stringent requirements.								
Once the TIP is adopted any changes must occur through the guidelines outlined above.								
The Project Selection Process guidelines only apply before the TIP is adopted and cannot be used to make changes to the adopted TIP.								
Phases are defined by the STIP and include:								
Scoping, Preliminary Design, ROW Incidentals, ROW Acquisition, Construction, Construction Inspection, Other and Miscellaneous								

HOCTS TIP/STIP Change Written Justification Form

Date Initiated:		TIP Year:	
-----------------	--	-----------	--

Project Information

PIN:	
County/Counties:	

Project Changes

Phase	Fund Source	Phase Cost	FFY

Total Project Cost:	
----------------------------	--

Justification for Change